



FY 2017-18

ANNUAL BUDGET & FINANCIAL PLAN



CITY OF LA CAÑADA FLINTRIDGE
ANNUAL BUDGET & FINANCIAL PLAN
FISCAL YEAR 2017-18

MICHAEL T. DAVITT, MAYOR
TERRY WALKER, MAYOR PRO TEM
JONATHAN C. CURTIS, COUNCILMEMBER
LEONARD PIERONI, COUNCILMEMBER

SUBMITTED BY
MARK R. ALEXANDER, CITY MANAGER

July 18, 2017

TABLE OF CONTENTS

TABLE OF CONTENTS

INTRODUCTION:

Budget Message	1
Budget Philosophy & Operating Guidelines	2

ORGANIZATIONAL CHART:

3

BUDGET CHARTS:

Chart - Revenues (By Fund)	4
Chart - Expenditures (By Fund)	5
Chart - General Fund Revenues (By Source)	6
Chart - Departmental Expenditures (All Funds)	7
Chart - Expenditures (By Type)	8
Chart - Personnel Costs (By Type)	9

SUMMARIES:

Summary of Revenues (By Fund)	10
Summary of Expenditures (By Fund)	11
Summary of Expenditures by Program	12
Operating Budget Overview	14
Program Expenditures At-A-Glance	15

GENERAL FUND:

Revenues	17
City Council	19
Legal Services	21
City Manager	22
City Clerk	24
Planning/Building & Safety	26
Non-Departmental	28
Elections	30
Finance	31
Public Safety	33
Recreation & Human Services	35
Public Works	37
Parks & Landscape	39
City Hall	41
Lanterman House	42
Lanterman Auditorium	43
Storm Water Management (NPDES)	44
Accessibility Improvements	45
Civic Center	46

SPECIAL FUNDS & FUND BALANCE:

General Fund	47
Traffic Safety Fund	49
State Gas Tax Fund	51
Bonds & Grants Fund	53
T.D.A. Fund	55
Comm. Dev. Block Grant	57
Sanitation Fund	59
Sewer Improvement Fund 98-1	61
Sewer Redemption Fund 98-1	63
Sewer Debt Service Fund 98-1	65
Sewer Improvement Fund 02-1	67
Sewer Redemption Fund 02-1	69
Sewer Debt Service Fund 02-1	71
Measure M Fund	73
Measure R Fund	75
Proposition C Fund	77
Proposition A Fund	79
Capital Projects Fund	81
Solid Waste Fund	86
SLESF State Grant	88
A.Q.M.D. Trust Fund	90
Property Acquisition Fund	92
Sewer Improvement Fund 04-1	94
Sewer Redemption Fund 04-1	96
Sewer Debt Service Fund 04-1	98

COMBINED CHANGES IN FUND BALANCE: 100

APPROPRIATIONS LIMIT:


Resolution Adopting the Limit	101
Exhibits A and B	102

BUDGET REFERENCE MATERIAL:

Resolution Adopting Budget	104
Glossary of Budget Terms	105
Description of Revenue Sources	109
Five-Year Capital Improvements Plan	110

INTRODUCTION

BUDGET MESSAGE

DATE: July 18, 2017
TO: Honorable Mayor & Members of the City Council
FROM: Mark R. Alexander, City Manager 

I am pleased to present the Annual Budget & Financial Plan for Fiscal Year 2017-18 for the City Council's review and adoption. This Annual Budget & Financial Plan reflects, once again, a fiscally conservative approach toward estimating revenues and expenditures in order to ensure that the City's financial activities for the ensuing operating year meet or exceed expectations and avoids having to draw from the City's reserves to meet unanticipated short-falls or overages. Of course, a major change to the FY 2017-18 budget includes new expenditures related to the acquisition of the former Sport Chalet, Inc. office building to be used as a future City Hall facility. This Annual Budget includes, for the first time, a "Civic Center" program budget to reflect ongoing operations and maintenance costs attributable to the new building. For FY 2017-18, these costs will be minimal but will increase once City Hall operations are relocated to the new building in FY 2018-19. Costs associated with the renovation of the new building are included as part of the "Property Acquisition Fund" and do not reflect the entirety of estimated renovation costs, which are still under consideration.

REVENUES - General Fund revenues for FY 2017-18 are projected at \$13,767,900. This represents a 3.1% (or \$416,750) increase over the prior fiscal year's adopted revenues (as adjusted at mid-year). While property tax revenue continues to show a steady increase and will likely hit an all-time high (\$4.63 million), the loss of the Sport Chalet retail store continues to impact total sales tax revenue generation. Sales tax revenue is projected at \$2,760,800, which is \$75,250 (or 2.8%) higher than last year's adjusted budget, but is \$53,050 less than what was received in Fiscal Year 2015-16, prior to Sport Chalet, Inc.'s closure (please note that this number is not solely reflective of the retail business' generation.) As for other revenue sources, a few categories are projected to come-in slightly under the previous year, such as municipal code fines (-\$3,325); STAR Reimbursement (-\$11,525); Administrative Penalties (-\$6,450); Use of Fields (-\$2,225); and Film Permit Fees (-\$1,350). However, these reductions have been more than offset through growth in Property Taxes (+\$77,450); Real Property Transfer Tax (+\$29,200); Property Tax In-Lieu (+\$35,000); Zoning Fees (+\$43,075); Lanterman Auditorium Fees (+\$11,750); Building Permit Fees (+\$82,700); and Montessori School lease income (+\$55,775).

PERSONNEL - This Annual Budget & Financial Plan incorporates personnel compensation changes as agreed upon during the labor negotiations process in FY 2014-15 with the La Canada Flintridge Employees Association. This budget reflects the agreement with the employees to assume a graduated increase in contributions to the PERS pension costs as a way to help the City contain its long-term pension obligations. FY 2017-18 is the fourth of four years in which employees agreed to assume an increased portion of CalPERS contributions previously paid by the City. No additional full-time positions have been included within this Annual Budget, nor does it reflect any changes to existing staffing. Total personnel costs for FY 2017-18 are budgeted at \$3,756,750 (which is \$30,625, or 0.8%, higher than the prior year's adopted total personnel costs of \$3,726,125). Total personnel costs reflect 27.4% of total general fund operating expenditures.

OPERATIONS - Total general fund expenditures for FY 2017-18 are currently expected to increase 3.5% (or \$458,450) as compared to the prior year's adjusted budget. This does not include capital renovation costs to be incurred as part of the new City Hall acquisition. However, the increase in expenditures can be attributed to several factors, such as: community group funding support (+\$359,375); legal counsel special services (+\$14,675); County Building Inspection services (+\$68,825); Permit Tracking Software (Year 2) (+\$66,350); addition of a Sheriff's Community Services Assistant officer (+\$62,300); increase to Sheriff's overtime (+\$40,000); increase to the Sheriff's Liability Trust Fund surcharge from 9.5% to 10% (+\$33,650); addition of new FIS play equipment (+\$7,850); and new civic center expenses (+\$21,000).

CAPITAL - During deliberations on proposed Council Consideration Items, the City Council approved \$1.726 million in general and special funded capital projects. The projects included: Citywide Street Resurfacing (\$1.25 million); Overhead Flashing Beacon (St. Francis HS Crossing)(\$35,000); Improvements at Fairmount/Earlmount Intersection (\$50,000); Knight/Gould/Paulette Improvements (\$60,000); Owl Trail Repair (\$94,000); Bridge Repairs (\$112,000); Miscellaneous Concrete Repairs (\$125,000).

I am pleased to present the FY 2017-18 Annual Budget & Financial Plan for the City Council's adoption.

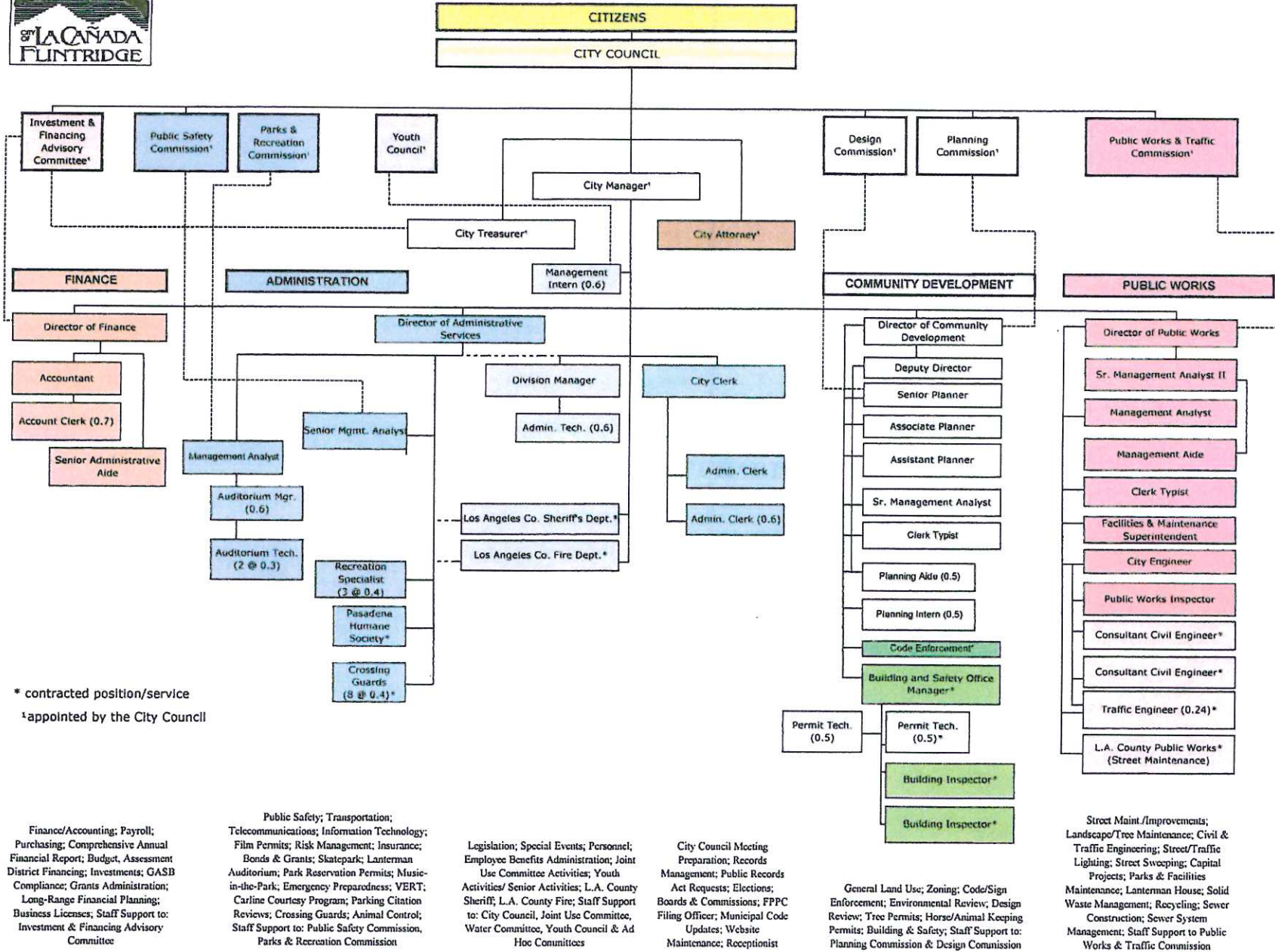
BUDGET PHILOSOPHY AND OPERATING GUIDELINES

1. The City of La Cañada Flintridge Annual Budget & Financial Plan is designed to serve four major purposes:
 - to define policies in compliance with legal requirements for General Law cities in the State of California, including generally accepted financial reporting requirements, audit standards and fiscal directions of the City Council;
 - to be utilized as an operations guide for staff in the management and control of financial resources;
 - to present the City's financial plan for the ensuing fiscal year, itemizing projected revenues and estimated expenditures for the various funds;
 - to communicate and facilitate an understanding of the operations and costs of providing various City services to our residents.
2. The budget is constructed by program and reflects expenditures related to the provision of that program or service.
3. Program budgets are originated within each Department.
4. Where applicable, the Department Head assigns priorities to projects and activities in preparing program budgets.
5. Department Heads are responsible for operating within their adopted budget amounts as recommended by the City Manager and authorized by the City Council.
6. The City Council has the legal authority to amend the budget at any time during the fiscal year. The City Manager has the authority to make administrative adjustments to the budget as long as those changes will neither have a significant policy impact, affect departmental budget amounts nor affect year-end fund balances.
7. Fund balances will be maintained at levels which will protect the City from future uncertainties.

ORGANIZATION CHART



ORGANIZATION CHART



* contracted position/service
¹ appointed by the City Council

Finance/Accounting; Payroll; Purchasing; Comprehensive Annual Financial Report; Budget, Assessment District Financing; Investments; GASB Compliance; Grants Administration; Long-Range Financial Planning; Business Licenses; Staff Support to: Investment & Financing Advisory Committee

Public Safety; Transportation; Telecommunications; Information Technology; Film Permits; Risk Management; Insurance; Bonds & Grants; Skatepark; Lanterman Auditorium; Park Reservation Permits; Music-in-the-Park; Emergency Preparedness; VERT; Carline Courtesy Program; Parking Citation Reviews; Crossing Guards; Animal Control; Staff Support to: Public Safety Commission, Parks & Recreation Commission

Legislation; Special Events; Personnel; Employee Benefits Administration; Joint Use Committee Activities; Youth Activities/ Senior Activities; L.A. County Sheriff; L.A. County Fire; Staff Support to: City Council, Joint Use Committee, Water Committee, Youth Council & Ad Hoc Committees

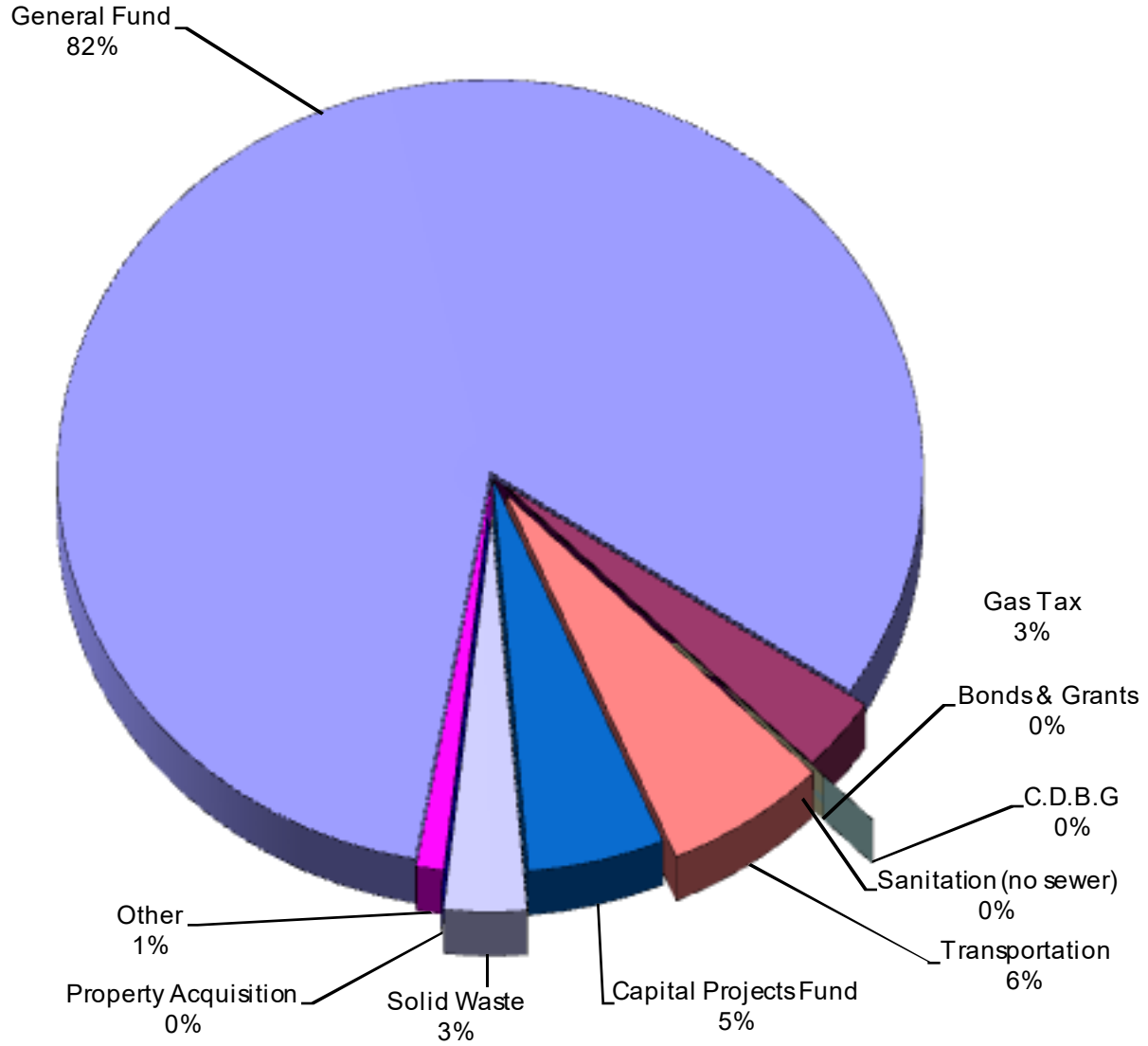
City Council Meeting Preparation; Records Management; Public Records Act Requests; Elections; Boards & Commissions; FPCC Filing Officer; Municipal Code Updates; Website Maintenance; Receptionist

General Land Use; Zoning; Code/Sign Enforcement; Environmental Review; Design Review; Tree Permits; Horse/Animal Keeping Permits; Building & Safety; Staff Support to: Planning Commission & Design Commission

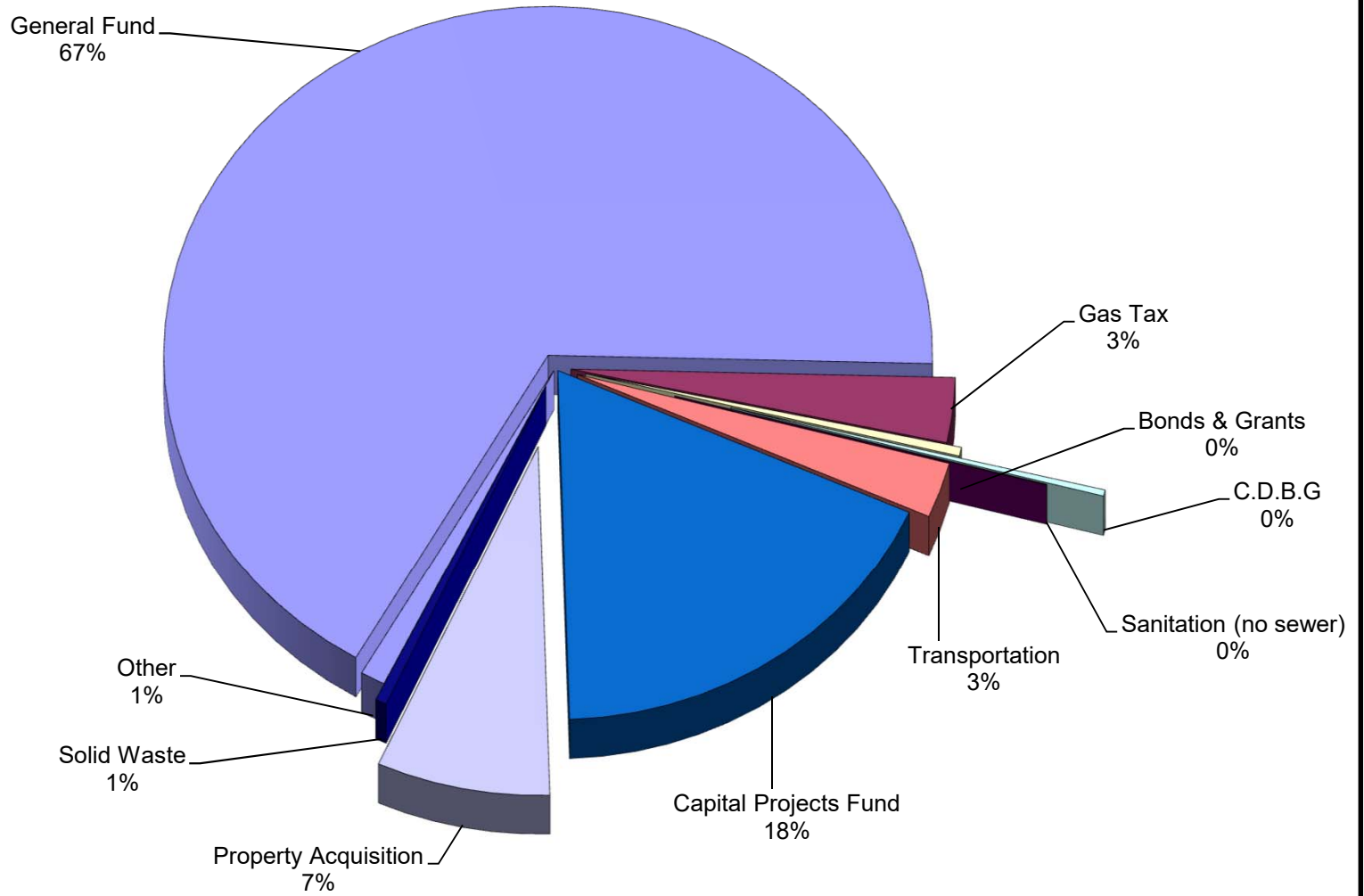
Street Maint./Improvements; Landscape/Tree Maintenance; Civil & Traffic Engineering; Street/Traffic Lighting; Street Sweeping; Capital Projects; Parks & Facilities Maintenance; Lanterman House; Solid Waste Management; Recycling; Sewer Construction; Sewer System Management; Staff Support to Public Works & Traffic Commission

BUDGET CHARTS

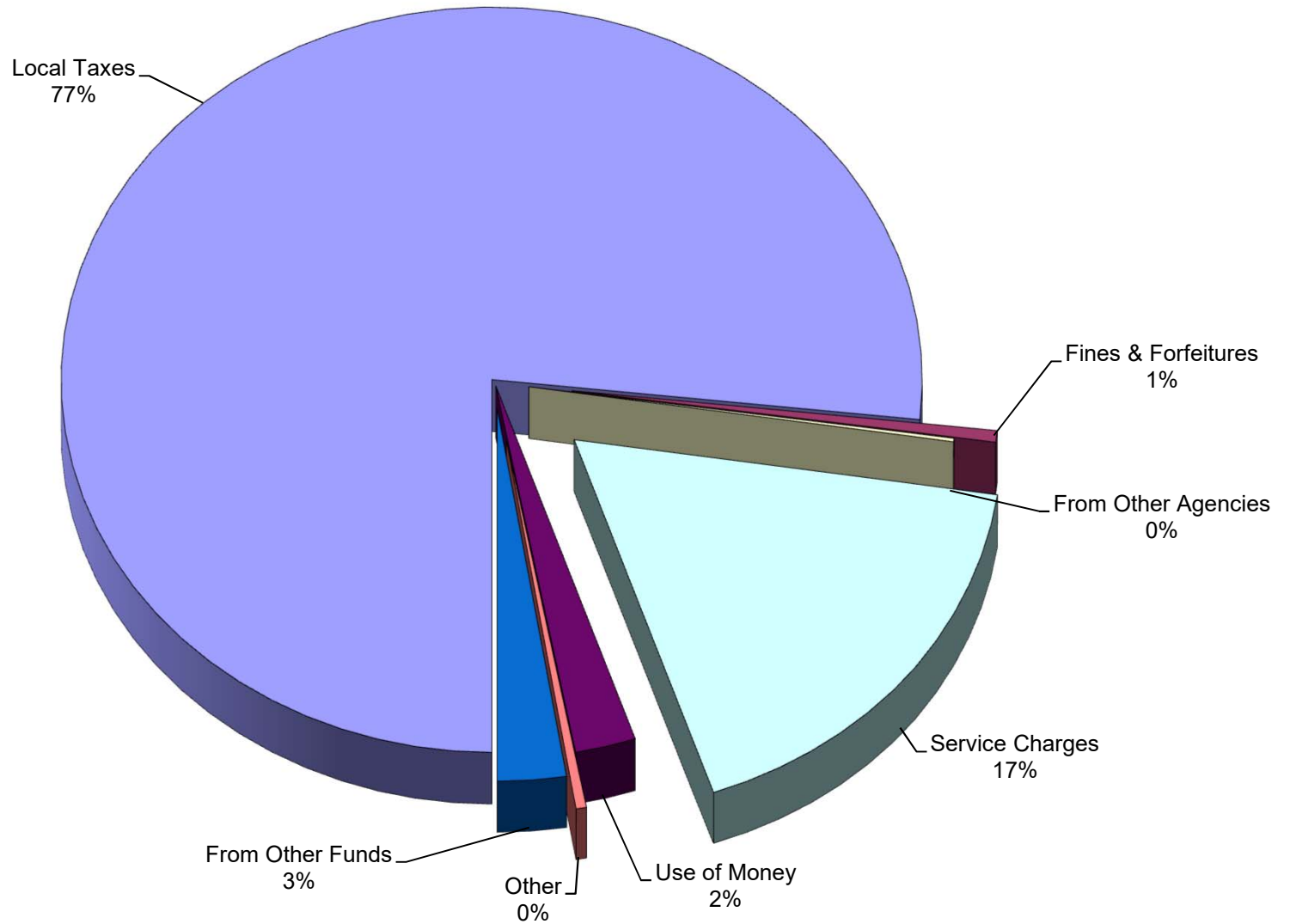
REVENUES (By Fund)



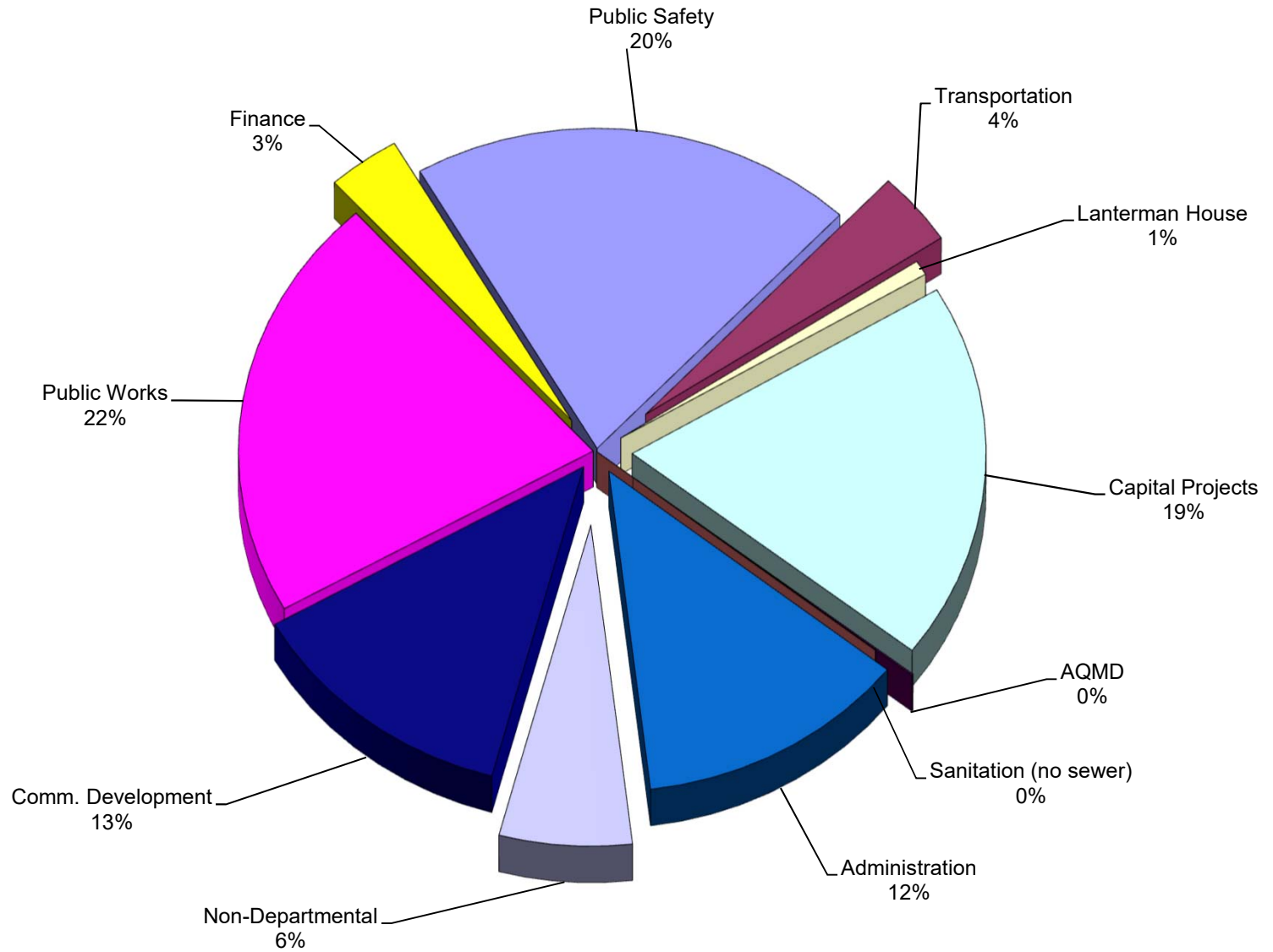
EXPENDITURES (By Fund)



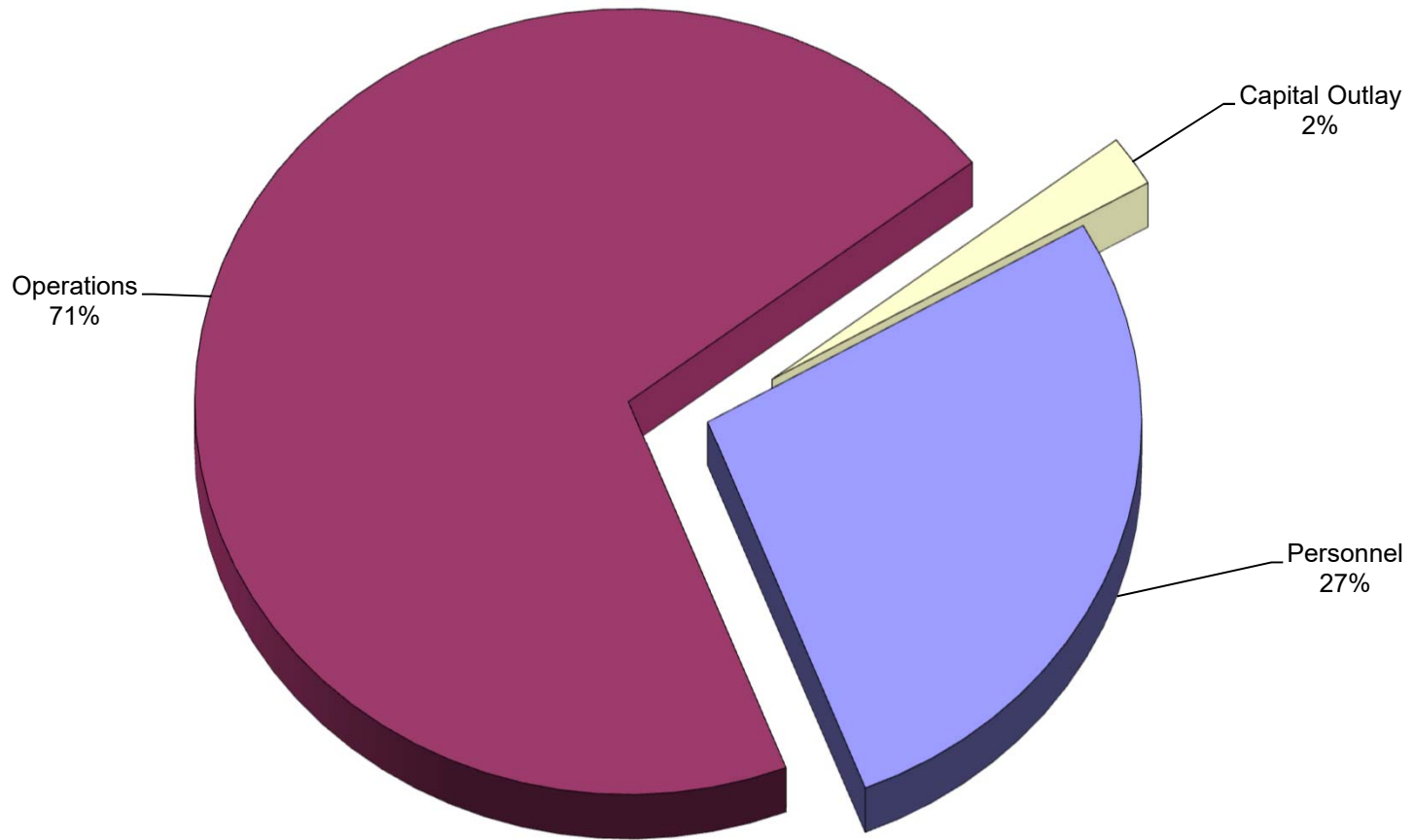
GENERAL FUND REVENUES (By Source)



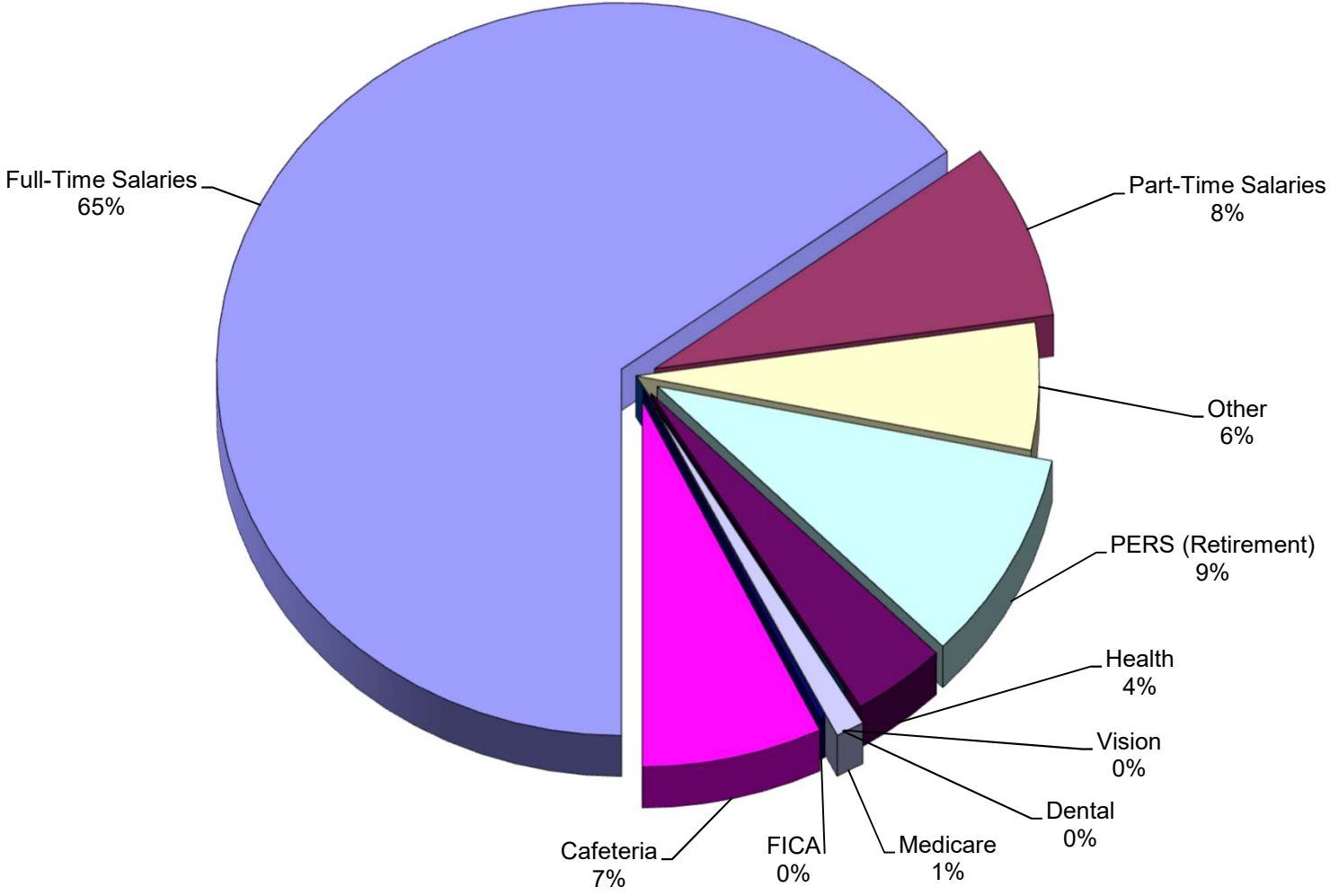
DEPARTMENTAL EXPENDITURES (All Funds)



GENERAL FUND EXPENDITURES (By Type)



PERSONNEL COSTS (By Type)



SUMMARY OF REVENUES & EXPENDITURES (BY FUND)

CITY OF LA CAÑADA FLINTRIDGE
FY 2017-18 ANNUAL BUDGET
SUMMARY OF REVENUES (BY FUND)

LINE ITEM DESCRIPTION	2015-16 ACTUAL	2016-17 BUDGET	2016-17 ESTIMATE	2017-18 ADOPTED	2017-18 MID-YEAR	NOTES/DESCRIPTION
<i>General Fund</i>						
General Fund Revenues	14,165,275	13,351,150	13,502,750	13,767,900	0	
Reimbursements	403,175	373,725	335,475	361,575	0	
Reserves/Transfers	(1,287,450)	(749,200)	(679,700)	(425,350)	0	
Total Gen. Fund Revs. & Allocations	13,281,000	12,975,675	13,158,525	13,704,125	0	
<i>Special Funds</i>						
Traffic Safety Fund	93,750	100,000	52,725	88,200	0	
State Gas Tax	452,600	429,350	425,825	596,000	0	
Bonds & Grants	41,275	33,150	33,150	78,150	0	
Transportation Dev. Act	13,500	13,100	13,100	13,650	0	
Community Dev. Block Grant	66,875	63,800	79,975	58,225	0	
Sanitation	1,900	2,000	5,500	5,500	0	
Sewer Improvement Fund 98-1	0	0	0	0	0	
Sewer Redemption Fund 98-1	569,225	566,825	567,650	566,375	0	
Sewer Debt Service Fund 98-1	16,525	16,725	15,500	16,000	0	
Sewer Improvement Fund 02-1	0	0	0	0	0	
Sewer Redemption Fund 02-1	1,006,875	980,950	987,025	984,250	0	
Sewer Debt Service Fund 02-1	65,350	69,000	58,850	60,125	0	
Measure M	0	0	0	188,000	0	
Measure R	240,350	240,700	229,550	233,975	0	
Proposition C	317,575	663,950	628,100	320,475	0	
Proposition A	375,675	382,300	363,800	371,075	0	
Capital Projects	593,700	1,044,375	322,375	904,975	0	
Solid Waste	492,350	456,250	491,250	486,250	0	
SLESF State Grant	116,500	100,500	130,775	118,550	0	
A.Q.M.D. Trust	31,550	49,025	27,075	27,625	0	
Property Acquisition	100,000	0	0	0	0	
Sewer Improvement Fund 04-1	250,475	231,500	253,500	256,250	0	
Sewer Redemption Fund 04-1	1,907,800	1,855,750	1,851,275	1,847,225	0	
Sewer Debt Service Fund 04-1	98,050	102,000	97,000	99,025	0	
Total Special Fund Revenues	6,851,900	7,401,250	6,634,000	7,319,900	0	
Total of All Revenues & Allocations	20,132,900	20,376,925	19,792,525	21,024,025	0	

SUMMARY OF EXPENDITURES BY PROGRAM (ALL FUNDS)

**CITY OF LA CAÑADA FLINTRIDGE
FY 2017-18 ANNUAL BUDGET**

SUMMARY OF EXPENDITURES BY PROGRAM

Page 1 of 2

PROGRAM	Salaries/ Benefits	Operations	Capital	Total	NOTES/DESCRIPTION
<i>General Fund Programs</i>					
City Council	62,050	168,575	0	230,625	
Legal Services	0	343,475	0	343,475	
City Manager	475,200	81,200	0	556,400	
City Clerk	256,000	43,900	0	299,900	
Planning/Building & Safety	872,425	1,487,625	500	2,360,550	
Non-Departmental	177,725	848,200	130,450	1,156,375	
Elections	0	0	0	0	
Finance	438,150	198,250	0	636,400	
Public Safety	109,800	3,528,550	64,000	3,702,350	
Recreation & Human Services	289,200	396,050	8,600	693,850	
Public Works	538,900	1,142,350	17,000	1,698,250	
Parks & Landscape	401,600	834,850	0	1,236,450	
City Hall	0	91,825	7,500	99,325	
Lanternman House	0	133,925	9,700	143,625	
Lanternman Auditorium	115,175	44,950	21,000	181,125	
Storm Water Mgmt. (NPDES)	20,525	255,450	0	275,975	
Accessibility Improvements	0	11,300	27,000	38,300	
Civic Center	0	51,150	0	51,150	
Sub-total - General Fund	3,756,750	9,661,625	285,750	13,704,125	

**CITY OF LA CAÑADA FLINTRIDGE
FY 2017-18 ANNUAL BUDGET**

SUMMARY OF EXPENDITURES BY PROGRAM

Page 2 of 2

PROGRAM	Salaries/ Benefits	Operations	Capital	Total	NOTES/DESCRIPTION
<i>Special Funds</i>					
Traffic Safety	0	0	0	0	
State Gas Tax	0	611,600	0	611,600	
Bonds & Grants	0	83,150	0	83,150	
Transportation Dev. Act	0	0	13,650	13,650	
Community Dev. Block Grant	0	58,225	0	58,225	
Sanitation	0	5,500	0	5,500	
Sewer Improvement Fund 98-1	0	0	0	0	
Sewer Redemption Fund 98-1	0	13,000	0	13,000	
Sewer Debt Service Fund 98-1	0	434,375	0	434,375	
Sewer Improvement Fund 02-1	0	0	0	0	
Sewer Redemption Fund 02-1	0	16,500	0	16,500	
Sewer Debt Service Fund 02-1	0	888,375	0	888,375	
Transportation Measure M	0	0	0	0	
Transportation Measure R	0	80,000	0	80,000	
Transportation Prop. C	0	122,825	0	122,825	
Transportation Prop. A	0	309,550	10,000	319,550	
Capital Projects	0	0	3,652,575	3,652,575	
Solid Waste	0	95,725	0	95,725	
SLESF State Grant	0	186,350	0	186,350	
A.Q.M.D. Trust	0	1,525	12,500	14,025	
Property Acquisition Fund	0	493,200	1,000,000	1,493,200	
Sewer Improvement Fund 04-1	0	192,050	0	192,050	
Sewer Redemption Fund 04-1	0	19,175	0	19,175	
Sewer Debt Service Fund 04-1	0	1,699,475	0	1,699,475	
Sub-total - Special Funds	0	5,310,600	4,688,725	9,999,325	
TOTAL	3,756,750	14,972,225	4,974,475	23,703,450	

BUDGET OVERVIEW

CITY OF LA CAÑADA FLINTRIDGE
FY 2017-18 ANNUAL BUDGET
OPERATING BUDGET OVERVIEW (w/General Fund only operating transfers)

PROGRAM	ADOPTED REVENUES	ADOPTED EXPEND.	OPERATING TRANS. OUT	OPERATING TRANS. IN	FROM RESERVES	DEBT SRV. ADJUST.	BALANCE
01 General Fund	13,767,900	13,704,125	425,350	361,575	0	0	0
02 Traffic Safety	88,200	0	88,200	0	0	0	0
03 State Gas Tax	596,000	611,600	157,525	0	0	0	(173,125)
04 Bonds & Grants	78,150	83,150	0	0	0	0	(5,000)
05 Transportation Dev. Act	13,650	13,650	0	0	0	0	0
11 Community Dev. Block Grant	58,225	58,225	0	0	0	0	0
20 Sanitation	5,500	5,500	0	0	0	0	0
21 Sewer Improvement Fund 98-1	0	0	0	0	0	0	0
22 Sewer Redemption Fund 98-1	566,375	13,000	12,975	0	0	0	540,400
23 Sewer Debt Service Fund 98-1	16,000	434,375	0	0	0	0	(418,375)
24 Sewer Improvement Fund 02-1	0	0	0	0	0	0	0
25 Sewer Redemption Fund 02-1	984,250	16,500	19,625	0	0	0	948,125
26 Sewer Debt Service Fund 02-1	60,125	888,375	0	0	0	0	(828,250)
27 Measure M (Transportation)	188,000	188,000	0	0	0	0	0
28 Measure R (Transportation)	233,975	80,000	0	0	0	0	153,975
29 Proposition C (Transportation)	320,475	122,825	0	0	0	0	197,650
30 Proposition A (Transportation)	371,075	319,550	24,150	0	0	0	27,375
31 Capital Projects Fund	904,975	3,652,575	0	285,150	0	0	(2,462,450)
32 Solid Waste	486,250	95,725	197,875	0	0	0	192,650
35 SLESF State Grant	118,550	186,350	0	67,800	0	0	0
37 AQMD Trust	27,625	14,025	0	0	0	0	13,600
38 Property Acquisition	0	1,493,200	0	0	0	0	(1,493,200)
41 Sewer Improvement Fund 04-1	256,250	192,050	0	0	0	0	64,200
42 Sewer Redemption Fund 04-1	1,847,225	19,175	18,750	0	0	0	1,809,300
43 Sewer Debt Service Fund 04-1	99,025	1,699,475	0	0	0	0	(1,600,450)
Sub-total - Special Funds	7,319,900	10,187,325	519,100	352,950	0	0	(3,033,575)
TOTAL	21,087,800	23,891,450	944,450	714,525	0	0	(3,033,575)

PROGRAM EXPENDITURES AT-A-GLANCE

CITY OF LA CAÑADA FLINTRIDGE
FY 2017-18 ANNUAL BUDGET
PROGRAM EXPENDITURES AT-A-GLANCE (Page 1 of 2)

PROGRAM	2015-16 ACTUAL	2016-17 BUDGET	2016-17 ESTIMATE	2017-18 ADOPTED	2017-18 MID-YEAR	NOTES/DESCRIPTION
<i>General Fund Programs</i>						
01 City Council	241,400	249,850	235,625	230,625	0	
02 Legal Services	276,025	328,800	303,900	343,475	0	
03 City Manager	498,450	543,325	531,925	556,400	0	
04 City Clerk	265,825	305,000	296,625	299,900	0	
05 Planning/Building & Safety	2,037,725	2,290,650	2,160,300	2,360,550	0	
06 Non-Departmental	765,275	1,170,125	860,300	1,156,375	0	
08 Elections	0	48,725	33,050	0	0	
10 Finance	585,750	628,525	593,350	636,400	0	
21 Public Safety	3,064,150	3,413,050	3,284,200	3,702,350	0	
31 Recreation & Human Services	635,675	655,400	643,700	693,850	0	
42 Public Works	1,566,450	1,628,975	1,533,825	1,698,250	0	
45 Parks & Landscape	1,222,575	1,237,775	1,205,000	1,236,450	0	
48 City Hall	93,025	108,375	91,225	99,325	0	
49 Lanterman House	117,675	141,100	136,350	143,625	0	
50 Lanterman Auditorium	162,800	156,150	180,775	181,125	0	
53 Storm Water Mgmt. (NPDES)	165,350	261,200	141,475	275,975	0	
54 Accessibility Improvements	13,650	48,500	23,600	38,300	0	
55 Civic Center	0	30,150	27,800	51,150	0	
Sub-total - General Fund	11,711,800	13,245,675	12,283,025	13,704,125	0	

CITY OF LA CAÑADA FLINTRIDGE
FY 2017-18 ANNUAL BUDGET
PROGRAM EXPENDITURES AT-A-GLANCE (Page 2 of 2)

PROGRAM	2015-16 ACTUAL	2016-17 BUDGET	2016-17 ESTIMATE	2017-18 ADOPTED	2017-18 MID-YEAR	NOTES/DESCRIPTION
<i>Special Funds</i>						
02 Traffic Safety	0	0	0	0	0	
03 State Gas Tax	424,875	583,450	565,525	611,600	0	
04 Bonds & Grants	41,275	33,150	33,150	83,150	0	
05 Transportation Dev. Act	13,500	13,100	13,100	13,650	0	
11 Community Dev. Block Grant	66,875	63,800	79,975	58,225	0	
20 Sanitation	1,900	2,000	5,500	5,500	0	
21 Sewer Improvement Fund 98-1	0	0	0	0	0	
22 Sewer Redemption Fund 98-1	11,525	13,000	11,625	13,000	0	
23 Sewer Debt Service Fund 98-1	448,850	441,850	441,850	434,375	0	
24 Sewer Improvement Fund 02-1	0	0	0	0	0	
25 Sewer Redemption Fund 02-1	15,125	16,500	15,250	16,500	0	
26 Sewer Debt Service Fund 02-1	888,375	888,375	888,375	888,375	0	
28 Transportation Measure R	0	80,000	0	80,000	0	
29 Transportation Prop. C	151,025	648,825	591,275	122,825	0	
30 Transportation Prop. A	264,000	402,550	285,100	319,550	0	
31 Capital Projects Fund	3,579,200	4,242,275	2,339,925	3,652,575	0	
32 Solid Waste	45,075	103,000	49,875	95,725	0	
35 SLESF State Grant	173,125	179,650	174,200	186,350	0	
37 AQMD Trust	48,300	72,575	37,175	14,025	0	
38 Property Acquisition	0	5,850,000	5,692,700	1,493,200	0	
41 Sewer Improvement Fund 04-1	258,825	193,000	189,100	192,050	0	
42 Sewer Redemption Fund 04-1	16,925	19,175	17,050	19,175	0	
43 Sewer Debt Service Fund 04-1	1,699,400	1,699,400	1,699,475	1,699,475	0	
Sub-total - Special Funds	8,148,175	15,545,675	13,130,225	9,999,325	0	
TOTAL	19,859,975	28,791,350	25,413,250	23,703,450	0	

GENERAL FUND REVENUES

CITY OF LA CAÑADA FLINTRIDGE
FY 2017-18 ANNUAL BUDGET
GENERAL FUND REVENUES

FUND - 1

ACCT. NO.	LINE ITEM DESCRIPTION	2015-16 ACTUAL	2016-17 BUDGET	2016-17 ESTIMATE	2017-18 ADOPTED	2017-18 MID-YEAR	NOTES/DESCRIPTION
<i>LOCAL TAXES</i>							
1- 00- 4110	Sales Tax	2,813,850	2,685,550	2,687,550	2,760,800		
1- 00- 4120	Franchise Fees	648,500	633,000	626,675	640,950		
1- 00- 4130	Real Property Transfer	310,550	254,725	261,300	283,925		
1- 00- 4140	Property Tax	4,561,825	4,557,550	4,580,300	4,635,000		Sanitation Fund (\$5,500)
1- 00- 4141	Property Tax (In-Lieu)	2,238,350	2,215,425	2,235,425	2,250,425		
1- 00- 4150	Business License Fees	204,350	197,000	198,475	201,425		
<i>FINES, FORFEITURES, PENALTIES</i>							
1- 00- 4210	Municipal Code Fines	31,925	25,725	12,875	22,400		
1- 00- 4211	Tree Ordinance	20,850	16,000	14,175	17,500		
1- 00- 4220	Parking Fines	32,050	30,800	29,650	30,850		
<i>REVENUE FROM OTHER AGENCIES</i>							
1- 00- 4330	Vehicle License Fees	8,300	9,200	9,200	9,300		
1- 00- 4390	S.T.A.R. Reimbursement	2,000	11,525	11,525	0		
1- 00- 4413	Administrative Penalties	17,475	18,325	15,575	11,875		
<i>CURRENT SERVICE CHARGES</i>							
1- 00- 4510	Film Permit Fees	41,150	23,850	19,075	22,500		
1- 00- 4530	Zoning Fees	345,550	231,050	251,600	274,125		
1- 00- 4540	Environmental Assessment	17,500	11,150	17,650	17,575		
1- 00- 4546	Use of Fields	6,800	6,325	4,050	4,100		
1- 00- 4547	Lanterman Auditorium Fees	171,675	142,050	152,275	153,800		
1- 00- 4550	Service Charges	800	1,250	500	650		
1- 00- 4551	Tobacco License Fees	125	125	75	75		
1- 00- 4553	General Plan Maintenance Fee	37,975	34,475	39,225	36,800		
1- 00- 4554	Disability Access & Educ. State Fee	1,250	1,250	1,250	1,250		
1- 00- 4556	Contractor Permit Decal Fee	5,150	10,000	11,775	12,125		
1- 00- 4557	Construction Placard Fee	0	4,500	5,750	5,800		
1- 00- 4558	Charging Station Fees	50	1,350	1,475	1,500		
1- 00- 4560	Bldg. Permits/Plan Check Fees	1,924,575	1,761,100	1,847,025	1,843,800		
1- 00- 4570	Specific Plan Fees	0	1,675	2,500	1,250		
1- 00- 4575	Public Works Permits Fees	95,450	53,550	68,950	54,000		
1- 00- 4580	Industrial Waste Permit Fees	15,500	11,900	12,500	13,300		

FUND - 1

GENERAL FUND REVENUES

ACCT. NO.	LINE ITEM DESCRIPTION	2015-16 ACTUAL	2016-17 BUDGET	2016-17 ESTIMATE	2017-18 ADOPTED	2017-18 MID-YEAR	NOTES/DESCRIPTION
	<i>USE OF MONEY AND PROPERTY</i>						
1- 00- 4610	Interest Income	336,775	313,250	301,425	319,475		
1- 00- 4630	Gain/Loss on Investment (FMV)	51,050	0	0	0		
1- 00- 4640	Montessori Rental Income	0	27,875	27,875	83,650		
	<i>OTHER REVENUE</i>						
1- 00- 4710	Miscellaneous Revenue	190,875	41,400	40,650	41,050		
1- 00- 4711	Donations	0	2,000	3,250	2,625		David Spence Memorial Fund; Trails Council (\$625)
1- 00- 4712	Public Works Reimbursements	11,350	4,250	2,050	4,000		
1- 00- 4716	Lighting Reimbursement	15,650	5,950	3,100	4,000		
1- 00- 4730	Parking Lot Lease	3,475	3,475	3,475	3,475		
1- 00- 4731	Cerro Negro Lease	2,525	2,525	2,525	2,525		
	SUB-TOTAL: REVENUES	14,165,275	13,351,150	13,502,750	13,767,900	0	
	<i>REIMBURSEMENTS</i>						
	Traffic Safety Fund (2)	120,000	100,000	57,000	88,200		Reimburse law enforcement costs
	Sewer Redemption Fund 98-1 (22)	14,475	12,975	14,350	12,975		District 1 staff costs reimbursement
	Sewer Redemption Fund 02-1 (25)	21,650	19,750	21,000	19,625		District 2 staff costs reimbursement
	Proposition A Fund (30)	31,775	26,025	26,025	24,150		Salary reimbursement
	Solid Waste Fund (32)	193,775	196,150	196,150	197,875		Salary reimbursement
	Sewer Redemption Fund 04-1 (42)	21,500	18,825	20,950	18,750		District 3 staff costs reimbursement
	SUB-TOTAL: REIMBURSEMENTS	403,175	373,725	335,475	361,575	0	
	<i>RESERVES/TRANSFERS</i>						
	Appr. frm Reserves (Operating Uses)	0	0	0	0		
	Approp. from Reserves (Disaster)	0	0	0	0		
	Less: Return to Reserves	0	(58,575)	(58,575)	(72,400)		OPEB (\$72,400)
	Less: Transfer Oper. Rev. to Other Funds	(1,287,450)	(690,625)	(621,125)	(352,950)		Cap Projects (\$285,150); SLESF (\$67,800)
	SUB-TOTAL: RESERVES/TRANSFER	(1,287,450)	(749,200)	(679,700)	(425,350)	0	
	GRAND TOTAL	13,281,000	12,975,675	13,158,525	13,704,125	0	

GENERAL FUND PROGRAM EXPENDITURES

**CITY OF LA CAÑADA FLINTRIDGE
FY 2017-18 ANNUAL BUDGET**

PROGRAM

FUND

DEPARTMENT

1- CITY COUNCIL (Page 1 of 2)

GENERAL

ADMINISTRATION

The City Council acts as the legislative body for the City establishing all policies and laws. The City Council consists of five members elected at-large to serve four-year overlapping terms. Annually, the City Council selects one of its members to serve as Mayor.

The City Council appoints the City Manager, City Attorney and City Treasurer as well as members of all advisory Commissions, Boards and Committees. The City Council also acts as the La Canada Flintridge Local Financing Authority, the Public Improvement Corporation, and Sanitation District # 34.

ACCT. NO.	LINE ITEM DESCRIPTION	2015-16 ACTUAL	2016-17 BUDGET	2016-17 ESTIMATE	2017-18 ADOPTED	2017-18 MID-YEAR	NOTES/DESCRIPTION
	<i>SALARIES & BENEFITS</i>						
1- 01- 5002	Salaries (Part-time)	18,000	18,000	17,700	18,000		\$300 x 5 x 12 mos.
1- 01- 5004	Retirement (PERS)	1,750	1,750	1,725	1,525		5 Councilmembers
1- 01- 5006	Health Insurance	38,675	41,075	40,850	40,100		3 Councilmembers + 2 Retirees
1- 01- 5007	Vision Insurance	550	575	575	575		2 Councilmembers
1- 01- 5009	Dental Insurance	1,550	1,575	1,550	1,575		3 Councilmembers
1- 01- 5010	Medicare	250	275	250	275		
1- 01- 5011	FICA	0	0	0	0		
	Sub-total	60,775	63,250	62,650	62,050	0	

PROGRAM

FUND

DEPARTMENT

1- CITY COUNCIL (Page 2 of 2)

GENERAL

ADMINISTRATION

ACCT. NO.	LINE ITEM DESCRIPTION	2015-16 ACTUAL	2016-17 BUDGET	2016-17 ESTIMATE	2017-18 ADOPTED	2017-18 MID-YEAR	NOTES/DESCRIPTION
	<i>OPERATIONS EXPENSES</i>						
1- 01- 6032	Books & Publications	25	150	50	150		
1- 01- 6052	Travel, Conferences, Meetings	35,375	43,300	41,000	46,000		Conference registration (\$14,150); Air/travel (\$6,500); Hotels (\$18,050); Meals (\$7,300): LofCC; CCCA; CJPIA; NLC; SGVCOG; Chamber
1- 01- 6053	Memberships & Dues	24,400	25,650	24,425	25,925		LofCC (\$8,850); LA League (\$1,300); CCCA (\$4,075); SCAG (\$2,075); NLC (\$1,900); SGVCOG (\$6,600); LAFCO (\$625); Misc. (\$500)
1- 01- 6061	Professional Services	85,850	61,500	54,000	46,500		Sac. Lobbyist (\$30K); CC Summer Intern (\$1,500); C3 funding support (\$5K); Misc. (\$10K)
1- 01- 6087	Community Newsletter	19,950	20,500	20,500	21,000		Printing & mailing costs (4 issues @ \$5,250/issue)
1- 01- 6088	City Communications/Special Events	15,025	35,000	33,000	29,000		City/Chamber Mixer (\$15K); Special trophies and awards (\$6K); Hosted CCCA BofD mtg. (\$8K)
	Sub-total	180,625	186,100	172,975	168,575	0	
	<i>CAPITAL OUTLAY</i>						
1- 01- 8231	Furnishings & Equipment	0	500	0			
	Sub-total	0	500	0	0	0	
	TOTAL PROGRAM COSTS	241,400	249,850	235,625	230,625	0	

**CITY OF LA CAÑADA FLINTRIDGE
FY 2017-18 ANNUAL BUDGET**

PROGRAM

FUND

DEPARTMENT

2- LEGAL SERVICES (Page 1 of 1)

GENERAL

ADMINISTRATION

Legal Services are provided to the City on a contract basis by a private law firm specializing in municipal practice and, to a limited extent, the California Joint Powers Insurance Authority, the District Attorney's Office and special counsel law firms.

The City currently contracts its legal services with the law firm Aleshire & Wynder. As the City's general legal counsel, the City Attorney reviews staff reports for legal implications and interpretation, drafts ordinances, investigates planning and environmental issues, reviews contracts, keeps the City informed of changes in State and Federal laws, and makes recommendations on pending litigation. Special legal counsel and the Los Angeles County District Attorney's Office provide special prosecution services to the City for municipal code violations. The law firm Liebert Cassidy Whitmore provides special employment law counsel and other services under the Employment Relations Consortium.

ACCT. NO.	LINE ITEM DESCRIPTION	2015-16 ACTUAL	2016-17 BUDGET	2016-17 ESTIMATE	2017-18 ADOPTED	2017-18 MID-YEAR	NOTES/DESCRIPTION
	<i>SALARIES & BENEFITS</i>	0	0	0	0	0	
	<i>OPERATIONS EXPENSES</i>						
1- 02- 6032	Books & Publications	950	1,100	1,000	1,100		CEB (\$1K); Miscellaneous (\$100)
1- 02- 6052	Travel, Conferences & Meetings	1,100	1,800	0	1,900		League City Attys.; Labor Law; CAALAC
1- 02- 6053	Memberships & Dues	3,875	3,900	3,900	4,475		State/L.A. Bar Dues (\$675); Labor Consortium (\$3,800)
1- 02- 6061	Professional Services	120,325	122,000	122,000	122,000		Retainer (\$10K/month); Miscellaneous (\$2K)
1- 02- 6062	Litigation	33,100	40,000	27,000	20,000		Unanticipated Litigation
1- 02- 6064	Special Counsel	116,675	160,000	150,000	194,000		Special projects (\$125K); Labor atty. (\$10K); City Prosecutor (\$20K); Route 710 atty. (\$2K) Employment atty (\$5K); HR compliance review (\$20K) Pub. Works issues (\$10K); Misc. issues (\$2K)
	Sub-total	276,025	328,800	303,900	343,475	0	
	<i>CAPITAL OUTLAY</i>	0	0	0	0	0	
	TOTAL PROGRAM COSTS	276,025	328,800	303,900	343,475	0	

**CITY OF LA CAÑADA FLINTRIDGE
FY 2017-18 ANNUAL BUDGET**

PROGRAM

FUND

DEPARTMENT

3- CITY MANAGER (Page 1 of 2)

GENERAL

ADMINISTRATION

The City Manager is the chief executive officer appointed by the City Council to manage the day-to-day affairs of the City and to ensure the effective implement of City Council policies and directives. The City Manager is responsible for the enforcement of all local ordinances and laws. The City Manager hires the City staff and monitors and evaluates the performance of contract personnel providing municipal services.

The City Manager's budget funds the City Manager, Division Manager and part-time Intern and Administrative Technician positions. Department responsibilities include: implementation of City Council policies, goals and directives; preparation of the annual budget; legislative analysis; special events coordination; transportation planning; personnel administration; Youth Council activities; intergovernmental coordination; Joint Use Committee coordination; purchasing; and response to citizen concerns.

ACCT. NO.	LINE ITEM DESCRIPTION	2015-16 ACTUAL	2016-17 BUDGET	2016-17 ESTIMATE	2017-18 ADOPTED	2017-18 MID-YEAR	NOTES/DESCRIPTION
	<i>SALARIES & BENEFITS</i>						
1- 03- 5001	Salaries (Full-time)	303,200	314,300	311,500	320,225		CM; Division Mgr. Intern; Admin. Tech. 1 Retiree
1- 03- 5002	Salaries (Part-time)	22,750	42,800	40,150	42,700		
1- 03- 5003	Salaries (Other)	20,525	21,325	21,100	21,525		
1- 03- 5004	Retirement (PERS)	50,375	46,925	47,100	47,825		
1- 03- 5006	Health Insurance	9,350	10,225	9,600	9,750		
1- 03- 5010	Medicare	5,200	5,750	5,675	5,825		
1- 03- 5011	FICA	500	0	0	0		
1- 03- 5020	Cafeteria Plan Benefits	23,950	27,350	27,350	27,350		
	Sub-total	435,850	468,675	462,475	475,200	0	

PROGRAM

FUND

DEPARTMENT

3- CITY MANAGER (Page 2 of 2)

GENERAL

ADMINISTRATION

ACCT. NO.	LINE ITEM DESCRIPTION	2015-16 ACTUAL	2016-17 BUDGET	2016-17 ESTIMATE	2017-18 ADOPTED	2017-18 MID-YEAR	NOTES/DESCRIPTION
	<i>OPERATIONS EXPENSES</i>						
1- 03- 6032	Books & Publications	575	500	325	375		Newspapers; Professional Publications
1- 03- 6051	Auto Allowance & Mileage	1,375	2,000	2,300	2,100		
1- 03- 6052	Travel, Conferences, Meetings	10,100	15,500	12,000	16,000		JPIA; SGVCMA; CCCA; LCC; Kiwanis; CalPELRA SGVCOG; Chamber events; MMASC
1- 03- 6053	Memberships & Dues	225	650	600	600		SGVCMA; MMASC; CalPELRA; Kiwanis
1- 03- 6054	Employee Educ. & Training	0	1,000	500	700		
1- 03- 6061	Professional Services	50,325	54,000	52,975	61,425		Strategic communications consultant (\$52,925); Other communications srvc (\$3,500); Misc. (\$5K)
	Sub-total	62,600	73,650	68,700	81,200	0	
	<i>CAPITAL OUTLAY</i>						
1- 03- 8231	Furnishings & Equipment	0	1,000	750	0		
	Sub-total	0	1,000	750	0	0	
	TOTAL PROGRAM COSTS	498,450	543,325	531,925	556,400	0	

**CITY OF LA CAÑADA FLINTRIDGE
FY 2017-18 ANNUAL BUDGET**

PROGRAM

FUND

DEPARTMENT

4- CITY CLERK (Page 1 of 2)

GENERAL

CITY CLERK

The City Clerk is responsible for the conduct of municipal elections; serves as the Fair Political Practices Commission filing officer; attests to proper execution of public documents; prepares agendas and takes minutes of City Council meetings; is responsible for publication of official notices; administers the City-wide records management program. The City Clerk's Office also assists staff and the public in researching information. The City Clerk acts as a notary public and deputy registrar.

The City Clerk's Office is currently staffed by the City Clerk and Administrative Clerk, and a part-time Administrative Clerk. Responsibilities of the department include support and information services to the public and other departments.

ACCT. NO.	LINE ITEM DESCRIPTION	2015-16 ACTUAL	2016-17 BUDGET	2016-17 ESTIMATE	2017-18 ADOPTED	2017-18 MID-YEAR	NOTES/DESCRIPTION
	<i>SALARIES & BENEFITS</i>						
1- 04- 5001	Salaries (Full-time)	139,375	146,450	145,800	152,925		City Clerk; Admin. Clerk
1- 04- 5002	Salaries (Part-time)	30,275	33,650	32,500	34,575		Admin. Clerk
1- 04- 5003	Salaries (Other)	1,200	1,000	975	1,000		
1- 04- 5004	Retirement (PERS)	22,575	22,800	21,150	23,825		City Clerk; 2 Admin. Clerk
1- 04- 5006	Health Insurance	15,150	13,950	13,200	13,525		3 Retirees
1- 04- 5010	Medicare	2,725	3,025	2,600	2,800		
1- 04- 5020	Cafeteria Plan Benefits	26,800	27,350	27,350	27,350		City Clerk; 2 Admin. Clerk
	Sub-total	238,100	248,225	243,575	256,000		

PROGRAM

FUND

DEPARTMENT

4- CITY CLERK (Page 2 of 2)

GENERAL

CITY CLERK

ACCT. NO.	LINE ITEM DESCRIPTION	2015-16 ACTUAL	2016-17 BUDGET	2016-17 ESTIMATE	2017-18 ADOPTED	2017-18 MID-YEAR	NOTES/DESCRIPTION
	<i>OPERATIONS EXPENSES</i>						
1- 04- 6031	Office Supplies	225	300	300	300		Ordinances/resolutions/minutes archival paper; Proclamations paper
1- 04- 6033	Books & Publications	125	375	375	375		Minutes Books (3 @ \$125 each)
1- 04- 6034	Printing & Publishing	0	300	0	250		Photocopy service (PRA requests)
1- 04- 6051	Auto Allowance & Mileage	375	550	50	500		Mileage (avg. \$42/mo.)
1- 04- 6052	Travel, Conferences, Meetings	1,900	2,900	1,500	3,900		CCAC conf. (\$550); SCCAC qtrly. mtgs. (\$200); New Law & Election seminar (\$450); Travel (\$1,700) MMASC (\$1K)
1- 04- 6053	Memberships & Dues	375	600	625	675		MMASC (\$175); CCAC (\$200); IIMC (\$300)
1- 04- 6054	Employee Educ. & Training	4,525	3,300	1,750	3,400		Master Municipal Clerks Academy (\$1,600); Technical Training for Clerks (\$1,700); MMASC events (\$100)
1- 04- 6061	Professional Services	19,925	48,450	48,450	34,500		MuniCode updates (\$9,375); Iron Mtn. Records storage (\$18K); Minutes preparation (\$1,500); Records mgmt. program (\$5,625)
	Sub-total	27,450	56,775	53,050	43,900		
	<i>CAPITAL OUTLAY</i>						
1- 04- 8231	Furnishings & Equipment	275	0	0	0		
	Sub-total	275	0	0	0		
	TOTAL PROGRAM COSTS	265,825	305,000	296,625	299,900	0	

**CITY OF LA CAÑADA FLINTRIDGE
FY 2017-18 ANNUAL BUDGET**

PROGRAM

FUND

DEPARTMENT

5- PLANNING/BUILDING & SAFETY (Page 1 of 2)

GENERAL

COMMUNITY DEVELOPMENT

The Planning/Building & Safety program is responsible for the development and implementation of the City's goals and policies for land use and building development. The Planning division is responsible for the General Plan update, zoning, project review, code enforcement and regional environmental issues. The Building and Safety division and Building Inspectors are responsible for the implementation and enforcement of the Building Code and related codes (plumbing, electrical, mechanical, etc.), the review of grading and structural plans, the issuance of permits, and on-site inspections.

The Planning/Building & Safety program currently funds the Director of Community Development, Deputy Director, Senior Management Analyst, 1 Planner, 2 Assistant Planners, Clerk-Typist, Permit Technician, and Planning Intern. The staff provide support to the Planning Commission and Design Commission, both five-member citizen boards appointed by the City Council to publicly review major development projects as well as consider amendments to City planning policies. Under contract with the County of Los Angeles, one Office Manager, one Sr. Building Inspector, and one Building Inspector provide building & safety inspection services to the community.

ACCT. NO.	LINE ITEM DESCRIPTION	2015-16 ACTUAL	2016-17 BUDGET	2016-17 ESTIMATE	2017-18 ADOPTED	2017-18 MID-YEAR	NOTES/DESCRIPTION
	<i>SALARIES & BENEFITS</i>						
1- 05- 5001	Salaries (Full-time)	560,750	619,325	616,725	630,450		Dir.; Dep. Dir.; SMA; Plnr.; 2 Assis Plnr.; Clrk-Typ. Permit Tech.; Planning Intern 2 employees + 4 Retirees 2 employees 2 employees 2 employees 5 employees
1- 05- 5002	Salaries (Part-time)	56,125	32,000	30,025	31,225		
1- 05- 5003	Salaries (Other)	28,500	500	1,400	1,500		
1- 05- 5004	Retirement (PERS)	84,675	82,275	79,750	83,925		
1- 05- 5006	Health Insurance	52,550	59,425	55,950	57,675		
1- 05- 5007	Vision Insurance	550	575	550	575		
1- 05- 5009	Dental Insurance	1,025	1,050	1,025	1,050		
1- 05- 5010	Medicare	9,475	10,100	9,550	10,100		
1- 05- 5011	FICA	1,475	1,975	1,875	1,925		
1- 05- 5020	Cafeteria Plan Benefits	51,300	54,000	54,000	54,000		
	Sub-total	846,425	861,225	850,850	872,425	0	

PROGRAM

FUND

DEPARTMENT

5- PLANNING/BUILDING & SAFETY (Page 2 of 2)

GENERAL

COMMUNITY DEVELOPMENT

ACCT. NO.	LINE ITEM DESCRIPTION	2015-16 ACTUAL	2016-17 BUDGET	2016-17 ESTIMATE	2017-18 ADOPTED	2017-18 MID-YEAR	NOTES/DESCRIPTION
	<i>OPERATIONS EXPENSES</i>						
1- 05- 6032	Books & Publications	0	400	400	400		Miscellaneous (Solano Press, landscape, CEQA)
1- 05- 6034	Printing & Publishing	4,825	4,000	700	3,000		Contractor stickers/supplies; Updated Zoning Code
1- 05- 6035	Stipend	8,250	11,000	8,900	11,000		\$500/mtg. x 22 mtgs (PC & DC)
1- 05- 6051	Auto Allowance & Mileage	450	500	500	500		Mileage (avg. \$42/mo.)
1- 05- 6052	Travel, Conferences, Meetings	5,250	8,000	6,500	10,000		Planner's Inst./APA (\$9K); MMASC (\$1K)
1- 05- 6053	Memberships & Dues	2,275	2,600	2,600	2,600		APA/MMASC dues; Notary Pub. insur., bond & tools
1- 05- 6054	Employee Educ. & Training	1,225	3,000	1,000	3,000		Planning & CEQA seminars
1- 05- 6060	L.A. County Contract Services	915,100	948,175	1,023,475	1,017,000		Building Inspection svcs (\$876,575); Retro Yr 2 (\$140,425)
1- 05- 6061	Professional Services	178,625	314,250	206,850	324,200		Contract Architect (\$45K); Expedite Planner (\$45K): Code Enf. Off. (\$120K); Data Ticket (\$5K); Doc. Edge (\$1,200); DVSP manual (\$3K); Permit tech. (\$50K); Noise calibr. srv. (\$1K); Contract Bld. Inspec. (\$45K); CDBG consultant (\$9K)
1- 05- 6065	General Plan Implementation	67,375	126,500	50,000	108,925		Zoning Ord./CEQA consultant (\$78,925); Subdivison consultant (\$30K)
1- 05- 6068	Commercial Facade Rehab.	7,650	6,000	6,000	6,000		
1- 05- 6093	Documents/Recordings	275	3,000	200	1,000		County Recorder (Cert. of Occup.; Fish & Game)
	Sub-total	1,191,300	1,427,425	1,307,125	1,487,625	0	
	<i>CAPITAL OUTLAY</i>						
1- 05- 8231	Furnishings & Equipment	0	2,000	2,325	500		
	Sub-total	0	2,000	2,325	500	0	
	TOTAL PROGRAM COSTS	2,037,725	2,290,650	2,160,300	2,360,550	0	

**CITY OF LA CAÑADA FLINTRIDGE
FY 2017-18 ANNUAL BUDGET**

PROGRAM

FUND

DEPARTMENT

6- NON-DEPARTMENTAL (Page 1 of 2)

GENERAL

ADMINISTRATION

The Non-Departmental Program includes all expenditures that are unassignable to specific departments or are expenditures that are related to support services.

ACCT. NO.	LINE ITEM DESCRIPTION	2015-16 ACTUAL	2016-17 BUDGET	2016-17 ESTIMATE	2017-18 ADOPTED	2017-18 MID-YEAR	NOTES/DESCRIPTION
	<i>SALARIES & BENEFITS</i>						
1- 06- 5005	Workers Compensation	131,225	85,475	85,475	85,950		FY16-17 premium (\$90,375); Retro adjstmt. (-\$4,425)
1- 06- 5008	Life Insurance	8,500	8,825	8,600	8,825		
1- 06- 5012	Leave Buy-back	46,925	55,825	49,550	50,050		Based on anticipated employee participation
1- 06- 5014	Wellness Program	3,050	4,500	3,200	4,000		Based on anticipated employee participation
1- 06- 5015	Unemployment	1,825	3,000	0	2,000		Unanticipated claims
1- 06- 5017	Deferred Compensation	25,375	25,000	24,500	25,000		20 x \$750 + 5 x \$2,000
1- 06- 5018	Survivor Benefit	1,475	1,675	1,800	1,900		
1- 06- 5031	Miscellaneous Benefit	1,400	0	0	0		
	Sub-total	219,775	184,300	173,125	177,725	0	
	<i>OPERATIONS EXPENSES</i>						
1- 06- 6031	Office Supplies	50,925	45,150	45,025	45,500		
1- 06- 6033	Postage	14,825	16,000	15,450	15,500		(\$1,292/mo.)
1- 06- 6034	Printing & Publishing	36,775	38,000	36,575	38,000		Public Hearing Notices; Legal Notices; Job ads.
1- 06- 6038	Lease Agreements	28,800	36,425	36,800	32,525		Caltrans lot (\$3,175); Postage machine (\$3,600) SCE (\$6,900); Cerro Negro (\$7,150); Copy machines (\$11,700)
1- 06- 6040	Claim Settlements	1,175	5,000	0	1,000		Settlement of small claims matters
1- 06- 6041	Insurance Premiums	282,850	378,450	375,375	355,925		Gen. Liab. (\$294,950); Property (\$13,225); E & O (\$900) Environmental (\$2,575); Retro adjustment (\$44,275)
1- 06- 6042	Surety & Employee Bonds	825	850	850	850		City Clerk/Treasurer/Notary (3 @ \$280/each)

PROGRAM

FUND

DEPARTMENT

6- NON-DEPARTMENTAL (Page 2 of 2)

GENERAL

ADMINISTRATION

ACCT. NO.	LINE ITEM DESCRIPTION	2015-16 ACTUAL	2016-17 BUDGET	2016-17 ESTIMATE	2017-18 ADOPTED	2017-18 MID-YEAR	NOTES/DESCRIPTION
	<i>OPERATIONS EXPENSES (cont.)</i>						
1- 06- 6045	Personnel Administration	4,300	5,000	5,125	5,000		Recruitments; Pre-emply. Phys.; PAF consult. (\$1,500)
1- 06- 6051	Auto Allowance & Mileage	1,775	2,200	1,525	2,000		Gasoline for 3 City vehicles (\$167/mo.)
1- 06- 6052	Travel, Conferences, Meetings	9,400	8,400	10,500	10,200		City Council & Staff Meetings
1- 06- 6054	Employee Educ. & Training	0	4,000	0	4,000		Software training; City policies; safety & risk mgmt.
1- 06- 6061	Professional Services	37,800	289,350	61,275	301,925		Computer/IT services (\$32,475); ISP & TV (\$3,300); 47 G-App accts. (\$2,350); Website imprvmts. (\$2K); Permit tracking sftwr implementation (\$220K); Cloud back-up (\$800); Accounting sftwr implementation (16K); Website design/customization (\$25K)
1- 06- 7101	Equip. Maint./Service Agrmnts.	33,750	30,950	28,775	35,775		Office equip (\$1K); Computer/server maint. (\$2K); City vehicles (\$1,500); Comcate cust. serv (\$9,300); Comcate code enf. (\$9,425); Copy overage (\$900); Soniclear srv. (\$350); Granicus (\$2,600); Teleph. srvs. agmt. (\$1,500); Server warranties (\$1,675); Postage meter annual fee (\$625); Wesite maint/hosting (\$4,900)
	Sub-total	503,200	859,775	617,275	848,200	0	
	<i>CAPITAL OUTLAY</i>						
1- 06- 8231	Furnishings & Equipment	0	0	0	2,950		Postage meter
1- 06- 8237	Computer Equip./Software	27,825	89,000	36,725	100,450		8 tablet computers (\$13,850); 8 monitors (\$1,600) MS Office accts. (\$5,350); Sonicwall (\$2K) Bluebeam PDF (\$1,500); Permit tracking sftwr license (\$66,350); Accounting sftwr license (\$9,800)
1- 06- 8239	Geographical Information System	14,475	37,050	33,175	27,050		ESRI GIS maint. (\$2,150); GIS Consult. (\$4K); ArcGIS Online (\$11K) ; LAR-IAC - Yr. 2 (\$9,900)
	Sub-total	42,300	126,050	69,900	130,450	0	
	TOTAL PROGRAM COSTS	765,275	1,170,125	860,300	1,156,375	0	

**CITY OF LA CAÑADA FLINTRIDGE
FY 2017-18 ANNUAL BUDGET**

PROGRAM

FUND

DEPARTMENT

8- ELECTIONS (Page 1 of 1)

GENERAL

CITY CLERK

The City Clerk is responsible for the conduct and administration of all municipal elections. As a general law City, elections are held every two years, in March, for the purpose of electing City Council members. In addition, the City may conduct special elections as needed for such purposes as referendums or City Council vacancies. The next general municipal election is scheduled for March, 2019.

ACCT. NO.	LINE ITEM DESCRIPTION	2015-16 ACTUAL	2016-17 BUDGET	2016-17 ESTIMATE	2017-18 ADOPTED	2017-18 MID-YEAR	NOTES/DESCRIPTION
	<i>SALARIES & BENEFITS</i>	0	0	0	0		
	<i>OPERATIONS EXPENSES</i>						
1- 08- 6033	Postage	0	0	0	0		Vote By Mail, sample ballots & miscellaneous
1- 08- 6034	Printing & Publishing	0	3,500	1,800	0		Election materials
1- 08- 6060	L.A. County Contract Services	0	75	75	0		County Clerk services
1- 08- 6061	Professional Services	0	45,150	31,175	0		Mrtn. & Chap (\$65K); Conslntn (\$13K); Misc. (\$500)
1- 08- 6084	Precinct Workers	0	0	0	0		Six precincts
1- 08- 6085	Contingent Reserve	0	0	0	0		AV processing & election night personnel; New language requirements
	Sub-total	0	48,725	33,050	0		
	<i>CAPITAL OUTLAY</i>						
1- 08- 8231	Furnishings & Equipment	0	0	0	0		
	Sub-total	0	0	0	0		
	TOTAL PROGRAM COSTS	0	48,725	33,050	0	0	

**CITY OF LA CAÑADA FLINTRIDGE
FY 2017-18 ANNUAL BUDGET**

PROGRAM

FUND

DEPARTMENT

10- FINANCE (Page 1 of 2)

GENERAL

FINANCE

The Finance program reflects the expenditures related to management of the City's finances. The Finance Department is comprised of the Director of Finance, Accountant, Senior Administrative Aide and Account Clerk. The City Treasurer, whose costs are also included in the Finance Program budget, is the primary investment officer and manages the investment portfolio of the City. The City Treasurer is appointed by the City Council and provides monthly reports to the City Council on the status of the City's investments. The City Treasurer and Finance Director provide support to the Investment and Financing Advisory Committee, which is made up of volunteer residents appointed by the City Council to provide advice and investment insight on the City's investment decisions.

ACCT. NO.	LINE ITEM DESCRIPTION	2015-16 ACTUAL	2016-17 BUDGET	2016-17 ESTIMATE	2017-18 ADOPTED	2017-18 MID-YEAR	NOTES/DESCRIPTION
	<i>SALARIES & BENEFITS</i>						
1- 10- 5001	Salaries (Full-time)	284,300	290,825	289,325	295,250		Finance Director; Accountant.; Senior Admin. Aide Account Clerk; Treasurer
1- 10- 5002	Salaries (Part-time)	50,350	54,250	51,550	53,875		
1- 10- 5003	Salaries (Other)	0	500	450	500		
1- 10- 5004	Retirement (PERS)	44,800	43,450	42,175	44,100		
1- 10- 5010	Medicare	5,100	5,325	5,200	5,375		
1- 10- 5011	FICA	900	900	900	900		Treasurer
1- 10- 5020	Cafeteria Plan Benefits	37,350	38,150	38,150	38,150		
	Sub-total	422,800	433,400	427,750	438,150	0	

PROGRAM

FUND

DEPARTMENT

10- FINANCE (Page 2 of 2)

GENERAL

FINANCE

ACCT. NO.	LINE ITEM DESCRIPTION	2015-16 ACTUAL	2016-17 BUDGET	2016-17 ESTIMATE	2017-18 ADOPTED	2017-18 MID-YEAR	NOTES/DESCRIPTION
	<i>OPERATIONS EXPENSES</i>						
1- 10- 6032	Books & Publications	200	175	50	125		Miscellaneous
1- 10- 6051	Auto Allowance & Mileage	50	150	75	125		Average \$10/mo.
1- 10- 6052	Travel, Conferences, Meetings	225	700	600	700		CSMFO; GFOA; CMTA; IFAC
1- 10- 6053	Memberships & Dues	750	800	600	800		CSMFO, CMTA, GFOA
1- 10- 6054	Employee Education & Training	1,825	2,700	2,775	2,000		Miscellaneous
1- 10- 6061	Professional Services	159,900	190,600	161,500	194,500		Auditor (\$54,075); St. Controller (\$2,500); ADP fees (\$10K); LA County property tax admin fee (\$65,950); HdL Consult. fees (\$12K); Pension actuarial (\$2K); PFM Invest. Advisors (\$20,300); US Bank custodial (\$1,225); HdL Bus. Lic. Software (\$2,650); ComputerWorks (\$500); CAFR Award (\$450); Accufund (\$325); CalPERS GASB 67/68 svcs (\$1,400) HRA admin (\$625); Fundware 1099 forms (\$200); CBB (\$250); PIC SOI (\$50); Forensic Audit (\$20K)
	Sub-total	162,950	195,125	165,600	198,250		
	<i>CAPITAL OUTLAY</i>						
	Sub-total	0	0	0	0	0	
	TOTAL PROGRAM COSTS	585,750	628,525	593,350	636,400	0	

**CITY OF LA CAÑADA FLINTRIDGE
FY 2017-18 ANNUAL BUDGET**

PROGRAM

FUND

DEPARTMENT

21- PUBLIC SAFETY (Page 1 of 2)

GENERAL

ADMINISTRATION

The Public Safety program encompasses programs and services related to the protection of the general health, safety and welfare of the community. Under various funding arrangements, many public safety services are provided by the County of Los Angeles including law enforcement, fire protection/paramedics and ambulance service. The Pasadena Humane Society provides animal care, control and sheltering services. In addition, the Public Safety program supports the Success Through Awareness Resistance ("STAR") program presented in the schools as well as provides for graffiti abatement and the contracting of crossing guards at the various local school sites.

A Division Manager/Public Safety Coordinator is assigned the implementation aspects of the City's emergency preparedness efforts, and provides primary staff support to the Public Safety Commission, a five-member advisory Commission appointed by the City Council to monitor and make recommendations on matters involving the City's public safety and emergency preparedness efforts. A Volunteer Emergency Response Team ("VERT"), comprised of community volunteers, is trained to assist the City in responding to catastrophic, emergency and significant community events, should the need arise.

ACCT. NO.	LINE ITEM DESCRIPTION	2015-16 ACTUAL	2016-17 BUDGET	2016-17 ESTIMATE	2017-18 ADOPTED	2017-18 MID-YEAR	NOTES/DESCRIPTION
	<i>SALARIES & BENEFITS</i>						
1- 21- 5001	Salaries (Full-time)	100,500	108,300	87,725	85,575		Senior Management Analyst I
1- 21- 5003	Salaries (Other)	0	0	19,575	0		
1- 21- 5004	Retirement (PERS)	15,050	15,150	11,800	11,975		
1- 21- 5010	Medicare	1,600	1,800	1,700	1,450		
1- 21- 5020	Cafeteria Plan Benefits	10,500	10,800	9,000	10,800		
	Sub-total	127,650	136,050	129,800	109,800	0	

PROGRAM

FUND

DEPARTMENT

21- PUBLIC SAFETY (Page 2 of 2)

GENERAL

ADMINISTRATION

ACCT. NO.	LINE ITEM DESCRIPTION	2015-16 ACTUAL	2016-17 BUDGET	2016-17 ESTIMATE	2017-18 ADOPTED	2017-18 MID-YEAR	NOTES/DESCRIPTION
<i>OPERATIONS EXPENSES</i>							
1- 21- 6030	Materials/Supplies	0	250	0	250		Signs/vests
1- 21- 6032	Books & Publications	0	100	0	100		Emergency guides/information
1- 21- 6034	Printing & Publishing	0	500	0	850		Citation books
1- 21- 6035	Stipend	1,500	2,875	1,700	2,750		\$250/mtg. x 11 mtgs.
1- 21- 6038	Lease Agreements	8,150	8,150	8,150	12,825		Reverse 9-1-1 systems (\$7,900); AED (\$250); ALPR (\$4,675)
1- 21- 6052	Travel, Conferences, Meetings	1,950	3,000	1,525	2,725		Commission, Staff, SAD, Captain
1- 21- 6054	Employee Educ. & Training	825	800	0	950		CSTI Training (1 staff member)
1- 21- 6055	L.A. Co. Sheriff's STAR Program	34,325	37,625	38,475	39,050		3.782% increase
1- 21- 6056	Sheriff's Liability Insurance	154,400	284,450	275,225	318,100		10% of all Sheriff's costs, incl. SLESF
1- 21- 6057	L.A. Co. Sheriff's Spc. Assign. Dep.	169,000	166,350	166,325	172,650		SRO Officer/City liason deputy (3.782% increase)
1- 21- 6058	L.A. Co. Sheriff's Overtime	116,050	204,000	132,300	244,000		Directed patrols (\$185K); Fiesta Days (\$21K); Float escort (\$3K); Rn for Hgry. (\$5K); Fun Run (\$5K); General (\$25K)
1- 21- 6059	L.A. Co. Sheriff's Department	2,285,575	2,397,650	2,385,775	2,538,875		Incl. 3.782% increase
1- 21- 6061	Professional Services	92,050	95,100	75,525	117,900		Peafowl census (\$1,700); Cr. guards (\$111,200); Video doorbell (\$5K)
1- 21- 6070	Pasadena Humane Society	55,975	56,325	54,975	57,525		Animal control services
1- 21- 6081	Programs (Public Safety Comm.)	5,250	4,000	2,275	7,000		Public education (2 events @ \$1K/event); PSA (\$5K)
1- 21- 6082	Emergency Preparedness	2,325	2,200	1,700	2,500		Exercises; rotate supplies/materials
1- 21- 6083	VERT Program	975	2,000	1,200	2,000		Level II CERT ongoing program
1- 21- 7101	Equip. Maint./Service Agr.	700	5,525	5,000	6,500		Radio & radar maint/re-cert. (\$1K); VEOCHI (\$4,525) Cerro Negro battery back-ups (\$975)
1- 21- 7114	Graffiti Abatement	3,050	2,500	300	2,000		Graffiti removal (labor/materials)
	Sub-total	2,932,100	3,273,400	3,150,450	3,528,550	0	
<i>CAPITAL OUTLAY</i>							
1- 21- 8231	Furnishings & Equipment	4,400	3,600	3,950	64,000		Emergency P25 radios (\$4K: 12 @ \$333 each); Mobile Command Post (\$60K: Year 1 of 2)
	Sub-total	4,400	3,600	3,950	64,000	0	
	TOTAL PROGRAM COSTS	3,064,150	3,413,050	3,284,200	3,702,350	0	

**CITY OF LA CAÑADA FLINTRIDGE
FY 2017-18 ANNUAL BUDGET**

PROGRAM

FUND

DEPARTMENT

31- RECREATION & HUMAN SERVICES (Page 1 of 2)

GENERAL

ADMINISTRATION

The Recreation & Human Services program provides funding for contracted recreation programs as well as support to community and human services organizations. The City contracts with the Community Center of La Canada Flintridge for community teen and other recreation programs. In addition, the City funds a series of community concerts ("Music in the Park") and beach excursions which are held during the Summer months. The City also provides funding to the Crescenta-Canada YMCA in support of local senior citizen programs. The City's Skate Park program, a Joint Use effort with the LCUSD, is included within this program budget, as is funding for the Joint Use Library, located at La Canada High School. Funding for various civic and community organizations, as "Contributions to Community Groups", are also included in this program.

The Recreation & Human Services program funds the Director of Administrative Services and Sr. Management Analyst positions that provide primary support to the Parks and Recreation Commission, a five-member advisory body appointed by the City Council to review and oversee local recreation and human services needs. This program also funds the part-time Recreation Specialists who provide adult supervision at the City's skate park facility.

ACCT. NO.	LINE ITEM DESCRIPTION	2015-16 ACTUAL	2016-17 BUDGET	2016-17 ESTIMATE	2017-18 ADOPTED	2017-18 MID-YEAR	NOTES/DESCRIPTION
	<i>SALARIES & BENEFITS</i>						
1- 31- 5001	Salaries (Full-time)	195,025	199,400	203,750	210,950		Director of Admin. Services; Sr. Mgmt. Analyst I Recreation Specialists (3)
1- 31- 5002	Salaries (Part-time)	18,800	21,100	19,150	21,400		
1- 31- 5003	Salaries (Other)	20,925	0	0	0		
1- 31- 5004	Retirement (PERS)	29,275	27,925	28,725	30,550		
1- 31- 5010	Medicare	3,725	3,625	3,750	3,825		
1- 31- 5011	FICA	1,175	1,300	825	875		
1- 31- 5020	Cafeteria Plan Benefits	21,025	21,600	21,600	21,600		Director of Admin. Services; Sr. Mgmt. Analyst I
	Sub-total	289,950	274,950	277,800	289,200	0	

PROGRAM

FUND

DEPARTMENT

31- RECREATION & HUMAN SERVICES (Page 2 of 2)

GENERAL

ADMINISTRATION

ACCT. NO.	LINE ITEM DESCRIPTION	2015-16 ACTUAL	2016-17 BUDGET	2016-17 ESTIMATE	2017-18 ADOPTED	2017-18 MID-YEAR	NOTES/DESCRIPTION
	<i>OPERATIONS EXPENSES</i>						
1- 31- 6032	Books & Publications	0	75	0	75		NPRS
1- 31- 6034	Printing & Publishing	0	125	0	125		LCHS Boosters programs/advertisement
1- 31- 6035	Stipend	2,500	2,750	2,100	2,750		\$250/mtg. x 11 mtgs.
1- 31- 6037	Custodial Services	4,225	6,525	4,975	5,925		LCFCC janitorial srvs (\$4,125); Supplies (\$1,800)
1- 31- 6051	Auto Allowance & Mileage	1,250	1,500	1,500	1,500		Average \$125/mo. x 12 mos.
1- 31- 6052	Travel, Conferences & Meetings	5,200	6,425	5,950	5,400		CCCA; JPIA; MMASC; SCPLRC; LCW
1- 31- 6053	Memberships & Dues	525	525	275	525		CPRS; MMASC; CalPELRA; League CM
1- 31- 6064	Lighting (School Fields)	13,575	13,900	16,900	12,750		User groups
1- 31- 6073	Contributions to Comm. Groups	205,625	225,400	224,400	251,000		TofR (\$15K); CofC (\$110K); YMCA (\$35K) LCHS Music Parents (\$5K); One City/ Book (\$2K); LC Valley Beautiful (\$12K); Community Cntr (45K) Desc Grdns Guild (\$15K); LCF Sister Cities (\$9,500) La Canada Flintiridge Coordinating Council (\$2,500)
1- 31- 6081	Programs (Recreation)	39,625	40,150	40,150	42,025		Prgms./Special Events (\$500); Music/Movies-in-the-Park - 15 concerts & 1 movie (\$36,275); Portable restrooms (\$5,250)
1- 31- 6085	Youth Council Activities	3,150	2,500	425	1,500		
1- 31- 6086	Joint Use Library	68,450	72,075	68,950	72,075		
1- 31- 6087	Skate Park	650	400	150	400		Supplies
	Sub-total	344,775	372,350	365,775	396,050	0	
	<i>CAPITAL OUTLAY</i>						
1- 31- 7103	Building Maintenance	950	750	125	750		Community Center maintenance (1 bathroom)
1- 31- 8231	Furnishings & Equipment	0	7,350	0	7,850		FIS play equipment (\$7,850)
	Sub-total	950	8,100	125	8,600	0	
	TOTAL PROGRAM COSTS	635,675	655,400	643,700	693,850	0	

**CITY OF LA CAÑADA FLINTRIDGE
FY 2017-18 ANNUAL BUDGET**

PROGRAM

FUND

DEPARTMENT

42- PUBLIC WORKS (Page 1 of 2)

GENERAL

PUBLIC WORKS

The Public Works program is responsible for maintaining and improving the City's infrastructure. Responsibilities include: street and sidewalk construction, maintenance and repair; median construction and maintenance; street and traffic lighting; street sweeping; facilities maintenance; engineering; roadside tree inventory and maintenance.

The Public Works program is staffed by the Public Works Director, City Engineer, Management Analyst and Public Works Inspector. Other positions assist the Director and have been located in other program divisions of this budget. In addition to the Public Works staff and a consultant Traffic Engineer, the Public Works Commission, a five-member advisory body appointed by the City Council, makes recommendations on needed improvements to the City's infrastructure.

ACCT. NO.	LINE ITEM DESCRIPTION	2015-16 ACTUAL	2016-17 BUDGET	2016-17 ESTIMATE	2017-18 ADOPTED	2017-18 MID-YEAR	NOTES/DESCRIPTION
	<i>SALARIES & BENEFITS</i>						
1- 42- 5001	Salaries (Full-time)	399,200	384,200	365,000	416,350		Director; Mgmt Analyst; City Engr; 80% PW Insp
1- 42- 5002	Salaries (Part-time)	3,650	0	0	0		
1- 42- 5003	Salaries (Other)	0	10,475	16,850	0		
1- 42- 5004	Retirement (PERS)	57,025	53,525	45,025	53,125		3 Retirees
1- 42- 5006	Health Insurance	19,750	21,500	20,650	21,475		
1- 42- 5010	Medicare	6,275	6,825	6,225	6,900		3 employees + 80% of PW Insp
1- 42- 5020	Cafeteria Plan Benefits	39,075	41,050	38,050	41,050		
	Sub-total	524,975	517,575	491,800	538,900	0	

PROGRAM

FUND

DEPARTMENT

42- PUBLIC WORKS (Page 2 of 2)

GENERAL

PUBLIC WORKS

ACCT. NO.	LINE ITEM DESCRIPTION	2015-16 ACTUAL	2016-17 BUDGET	2016-17 ESTIMATE	2017-18 ADOPTED	2017-18 MID-YEAR	NOTES/DESCRIPTION
<i>OPERATIONS EXPENSES</i>							
1- 42- 6030	Materials/Supplies	2,875	2,500	2,125	2,500		Supplies (\$1,200); Flags (\$1,300)
1- 42- 6032	Books & Publications	25	250	50	100		Resource & Reference Material
1- 42- 6034	Printing & Publishing	325	300	250	300		Miscellaneous
1- 42- 6035	Stipend	1,650	2,875	1,400	2,875		\$250/mtg. x 11 mtgs. + \$125
1- 42- 6051	Auto Allowance & Mileage	1,450	1,625	1,475	1,625		Mileage (average \$135/mo.)
1- 42- 6052	Travel, Conferences & Meetings	4,775	3,800	4,000	3,800		MSA; APWA; PWOI; LCC; MMASC; CCEA
1- 42- 6053	Memberships & Dues	675	775	400	650		MSA; PWO; Street Tree Assoc.; APWA; CCEA
1- 42- 6054	Employee Educ. & Training	25	500	150	400		Seminars; tuition
1- 42- 6061	Professional Services	314,250	376,075	350,500	435,275		Traf. Engineer (\$130,375); Flag Hang. (\$10K); Arborist (\$15K); Consultant Engineers (\$133K); Pavement Mgmt. (\$25K); Arborist Emer. Response (\$3K); PW Inspector (\$10K); PW Temp (\$31,200); SCE Eval (\$27,700); Storm Drain Maint Plan (\$50K)
1- 42- 7113	Street Maintenance	116,100	60,000	25,000	60,000		Annual maintenance (\$50K); Misc. (\$10K)
1- 42- 7120	Tree Trimming	470,825	530,550	532,000	520,850		Grid pruning program (\$333,850); Dead tree removals & other as-needed srvs (\$187K)
1- 42- 7121	Tree Spraying & Inspection	91,975	99,475	92,500	98,975		Watering (\$43K); Deodar Spray (\$27,500); General (\$28,475)
1- 42- 7123	Replanting of Trees	11,275	15,000	15,000	15,000		
	Sub-total	1,016,225	1,093,725	1,024,850	1,142,350	0	
<i>CAPITAL OUTLAY</i>							
1- 42- 8231	Furnishings & Equipment	0	1,000	500	500		Various PW workstations & Dept. improvements
1- 42- 8237	Computer Equip./Software	300	1,675	1,675	1,500		
1- 42- 8238	Miscellaneous Concrete Repairs	1,125	0	0	0		Budget moved to Capital Project Fund for FY15-16
1- 42- 8239	Street Improvements	23,825	15,000	15,000	15,000		Unanticipated improvements
	Sub-total	25,250	17,675	17,175	17,000	0	
	TOTAL PROGRAM COSTS	1,566,450	1,628,975	1,533,825	1,698,250	0	

**CITY OF LA CAÑADA FLINTRIDGE
FY 2017-18 ANNUAL BUDGET**

PROGRAM

FUND

DEPARTMENT

45- PARKS & LANDSCAPE (Page 1 of 2)

GENERAL

PUBLIC WORKS

The Parks & Landscape program is responsible for the maintenance and care of greenscape in the City's parks and median sites. Services are provided under contract with a private landscape maintenance firm. In addition, the program funds on-going maintenance of school district fields and tennis courts as required under the Joint Use Agreement between the City and the La Canada Unified School District. The majority of the City's trail system is maintained by the Los Angeles County Parks & Recreation Department; however, trails located in Cherry Canyon are maintained by the City's landscape maintenance contractor. The Parks & Landscape program receives staff support from the Senior Management Analyst II, Management Aide, Facilities Maintenance Superintendent and Clerk-Typist.

ACCT. NO.	LINE ITEM DESCRIPTION	2015-16 ACTUAL	2016-17 BUDGET	2016-17 ESTIMATE	2017-18 ADOPTED	2017-18 MID-YEAR	NOTES/DESCRIPTION
	<i>SALARIES & BENEFITS</i>						
1- 45- 5001	Salaries (Full-time)	300,675	306,700	306,675	309,750		Sr. M. Analyst II; M. Aide; Fac. Maint. Spt.; Clrk-Typ.
1- 45- 5003	Salaries (Other)	0	500	0	500		
1- 45- 5004	Retirement (PERS)	45,025	42,925	41,900	43,375		
1- 45- 5010	Medicare	4,650	4,775	4,650	4,775		
1- 45- 5020	Cafeteria Plan Benefits	42,100	43,200	43,200	43,200		
	Sub-total	392,450	398,100	396,425	401,600	0	

PROGRAM

FUND

DEPARTMENT

45- PARKS & LANDSCAPE (Page 2 of 2)

GENERAL

PUBLIC WORKS

ACCT. NO.	LINE ITEM DESCRIPTION	2015-16 ACTUAL	2016-17 BUDGET	2016-17 ESTIMATE	2017-18 ADOPTED	2017-18 MID-YEAR	NOTES/DESCRIPTION
	<i>OPERATIONS EXPENSES</i>						
1- 45- 6023	Water	126,375	145,000	125,000	138,000		Parks, medians, Joint-Use fields
1- 45- 6027	Electricity	32,550	30,000	31,500	30,000		Memorial Park Restrooms; irrigation controllers; Holiday lights
1- 45- 6030	Materials/Supplies	1,350	2,700	1,500	2,400		Irrig. parts (\$1,500); RR supplies (\$275); Bulbs (\$275) Keys/locks (\$100); Signs (\$250)
1- 45- 6032	Books & Publications	0	50	0	50		Trade publications
1- 45- 6034	Printing and Publishing	0	50	0	50		Miscellaneous printing
1- 45- 6052	Travel, Conferences & Meetings	175	700	200	500		Conferences (\$300); meetings (\$200)
1- 45- 6053	Memberships & Dues	275	325	275	325		MMASC; MSA; Turf Association
1- 45- 6054	Employee Educ. & Training	0	600	300	500		Seminars/tuition
1- 45- 6073	Contributions to Comm. Groups	475	1,000	300	700		Eagle Scout projects (2 @ \$350 ea.)
1- 45- 7105	Park Maintenance	219,800	199,025	201,000	199,025		Contractor (\$150K); Vandalism (\$1,500); Electrical (\$1,500); Custodial (\$23,225); Safety/repair (\$4K); Mayors' Disc. Park (\$5K); Passive Park (\$3K); Ult. Dest. Point (\$5,250); Lghtng repairs (\$3,050); Olberz holiday tree lighting (\$1,500); Misc. (\$1K)
1- 45- 7107	Joint Use Site Maintenance	283,025	285,000	290,500	290,000		Contractor (\$285K); Repair (\$1K); Facility signage (\$1K); Vandalism repair (\$1K) Electrical (\$1K); Fence repair (\$1K)
1- 45- 7109	Median & Right-of-Way Maint.	117,975	109,500	108,000	111,000		Contractor (\$68K); Vandalism repair (\$1K); Holiday lights (\$500); Old Town Medians (\$1,200); Electric. maint. (\$4,300); Utility improv. (\$4K); Watering (\$32K)
1- 45- 7110	Trail Maintenance & Easements	22,750	37,225	24,500	36,300		Cerro N. (\$10K); Cnsrvncy (\$6,075); Flint (\$625) Loop (\$2,125); Owl (\$2,875); Ultimate (\$3,325); Descanso (\$5,725); Passive (\$2,550); Trail sign (\$500) Cherry Cyn Entrance Sign (\$2,500)
1- 45- 7118	Property Maintenance	25,375	28,500	25,500	26,000		Hall Cyn. (\$4,750); Cerro N. (\$5K); Rockridge (\$8,025); Robin Hill (\$3,375); Forest Hill (\$2,575); Wmbln (\$1,275) Overpass Lot (\$1K)
	Sub-total	830,125	839,675	808,575	834,850	0	
	TOTAL PROGRAM COSTS	1,222,575	1,237,775	1,205,000	1,236,450	0	

**CITY OF LA CAÑADA FLINTRIDGE
FY 2017-18 ANNUAL BUDGET**

PROGRAM

FUND

DEPARTMENT

48- CITY HALL (Page 1 of 1)

GENERAL

PUBLIC WORKS

In 1991, the City Council established the LCF Public Improvement Corporation ("PIC") for the purpose of arranging and executing Certificates of Participation ("COPs") to finance the purchase of an office building located at 1327 Foothill Boulevard for use as a City Hall. COPs, in the amount of \$1.2 million, were issued to finance the purchase. In 2009, the City Council authorized the call and payment of the outstanding COPs. Subsequently, ownership and title of the building was transferred from the PIC to the City. The City Hall program includes all expenditures related to the maintenance, use and improvement of the building.

ACCT. NO.	LINE ITEM DESCRIPTION	2015-16 ACTUAL	2016-17 BUDGET	2016-17 ESTIMATE	2017-18 ADOPTED	2017-18 MID-YEAR	NOTES/DESCRIPTION
	<i>SALARIES & BENEFITS</i>	0	0	0	0	0	
	<i>OPERATIONS EXPENSES</i>						
1- 48- 6021	Telephone	22,150	25,500	22,325	25,500		Avg. \$2,125/month
1- 48- 6023	Water	825	950	875	900		
1- 48- 6027	Electricity	22,225	22,000	21,500	22,000		
1- 48- 6029	Gas	925	1,200	1,100	1,200		
1- 48- 6037	Custodial Service	14,225	17,800	16,000	17,800		Contractor (\$15,800); Supplies (\$1,500); Misc. (\$500)
1- 48- 6061	Professional Services	725	725	725	725		Security System Lease
1- 48- 7103	Building Maintenance	11,625	12,500	12,000	10,800		Miscellaneous
1- 48- 7104	General Maintenance	6,550	6,000	5,900	6,000		Plumbing, electrical, service agreements
1- 48- 7106	Landscape Maintenance	6,675	6,900	6,800	6,900		Contractor (\$6,600); plants (\$300)
	Sub-total	85,925	93,575	87,225	91,825	0	
	<i>CAPITAL OUTLAY</i>						
1- 48- 8231	Furnishings & Equipment	7,100	6,800	2,500	1,000		Miscellaneous (\$1K)
1- 48- 8233	Building Improvements	0	8,000	1,500	6,500		Building repairs (\$6,500)
	Sub-total	7,100	14,800	4,000	7,500	0	
	TOTAL PROGRAM COSTS	93,025	108,375	91,225	99,325	0	

**CITY OF LA CAÑADA FLINTRIDGE
FY 2017-18 ANNUAL BUDGET**

PROGRAM

FUND

DEPARTMENT

49- LANTERMAN HOUSE (Page 1 of 1)

GENERAL

PUBLIC WORKS

The Lanterman House, located at 4420 Encinas Drive, was presented to the City as a gift from the Lanterman Family in January, 1985. The house was built in 1915 by the Lanterman family and still contains all of the original furnishings. Plans to remodel and refurbish the house into a museum and limited cultural center have been completed and can now be enjoyed by the entire community and local historians. A grant from the State of California was received by the City to aid in the restoration process.

The City Council established the Lanterman Historical Museum Foundation to oversee continuing operations for the reconstruction and management of the Lanterman House Museum. The Lanterman House program contains funding for the day-to-day management and operations of the facility as well as other obligations that are consistent with provisions of the Lanterman Foundation Agreement.

ACCT. NO.	LINE ITEM DESCRIPTION	2015-16 ACTUAL	2016-17 BUDGET	2016-17 ESTIMATE	2017-18 ADOPTED	2017-18 MID-YEAR	NOTES/DESCRIPTION
	<i>SALARIES & BENEFITS</i>	0	0	0	0		
	<i>OPERATIONS EXPENSES</i>						
1- 49- 6021	Telephone	1,075	1,500	1,100	1,200		
1- 49- 6023	Water	3,650	4,200	4,500	4,200		
1- 49- 6027	Electricity	2,325	2,500	2,250	2,500		
1- 49- 6029	Gas	525	650	600	650		
1- 49- 6061	Professional Services	2,150	2,500	2,150	2,500		Security System
1- 49- 6073	Contributions to Comm. Groups	96,100	104,750	104,750	108,375		Found. Agrmt. (\$59,700); Exec. Dir./Payroll (\$48,675)
1- 49- 7103	Building Maintenance	7,900	6,000	6,500	6,000		Unanticipated repairs
1- 49- 7106	Landscape Maintenance	3,950	8,500	8,500	8,500		Contractor (\$8,500)
	Sub-total	117,675	130,600	130,350	133,925	0	
	<i>CAPITAL OUTLAY</i>						
1- 49- 8231	Furnishings & Equipment	0	500	0	500		
1- 49- 8233	Building Improvements	0	10,000	6,000	9,200		Concrete work (\$2,100); Security Sys. (\$4,900); Masonry work (\$2,200)
	Sub-total	0	10,500	6,000	9,700	0	
	TOTAL PROGRAM COSTS	117,675	141,100	136,350	143,625	0	

**CITY OF LA CAÑADA FLINTRIDGE
FY 2017-18 ANNUAL BUDGET**

PROGRAM

FUND

DEPARTMENT

50- LANTERMAN AUDITORIUM (Page 1 of 1)

GENERAL

ADMINISTRATION

The Lanterman Auditorium program identifies and provides funding for personnel, operations and maintenance for the Lanterman Auditorium facility. The Lanterman Auditorium is owned by the La Canada Unified School District and operated and maintained by the City under the Joint Use Agreement.

ACCT. NO.	LINE ITEM DESCRIPTION	2015-16 ACTUAL	2016-17 BUDGET	2016-17 ESTIMATE	2017-18 ADOPTED	2017-18 MID-YEAR	NOTES/DESCRIPTION
	<i>SALARIES & BENEFITS</i>						
1- 50- 5002	Salaries (Part-time)	78,950	76,700	91,000	90,250		3 Part-Time employees
1- 50- 5003	Salaries (Other)	6,000	3,775	8,500	8,000		Anticipated overtime
1- 50- 5004	Retirement (PERS)	6,000	5,200	6,475	6,425		
1- 50- 5010	Medicare	1,300	1,300	1,500	1,550		
1- 50- 5011	FICA	2,600	2,450	3,375	3,200		
1- 50- 5020	Cafeteria Plan Benefits	5,750	5,750	5,750	5,750		
	Sub-total	100,600	95,175	116,600	115,175	0	
	<i>OPERATIONS EXPENSES</i>						
1- 50- 6023	Water	250	2,800	2,800	2,800		
1- 50- 6027	Electricity	12,900	9,000	13,775	12,750		
1- 50- 6029	Gas	25	2,950	2,950	2,950		
1- 50- 6030	Materials/Supplies	2,200	1,200	1,125	1,500		Restroom supplies (\$125/mo)
1- 50- 6037	Custodial Service	10,425	12,025	12,475	13,000		
1- 50- 6061	Professional Services	1,500	1,900	1,475	1,950		Carpet cleaning (4 x \$488 each)
1- 50- 7103	Building Maintenance	10,975	10,000	9,775	10,000		Backwall maint. (\$4K); Entry area paint (\$3,250) Plumbing maint. (\$850); Lighting maint. (\$1,400) Misc. (\$500)
	Sub-total	38,275	39,875	44,375	44,950	0	
	<i>CAPITAL OUTLAY</i>						
1- 50- 8233	Building Improvements	23,925	21,100	19,800	21,000		LED lighting strip (\$13K); Source 4 LED (\$8K)
	Sub-total	23,925	21,100	19,800	21,000	0	
	TOTAL PROGRAM COSTS	162,800	156,150	180,775	181,125	0	

**CITY OF LA CAÑADA FLINTRIDGE
FY 2017-18 ANNUAL BUDGET**

PROGRAM 53- STORM WATER MGMT. (NPDES) (Page 1 of 1) **FUND** GENERAL **DEPARTMENT** PUBLIC WORKS

ACCT. NO.	LINE ITEM DESCRIPTION	2015-16 ACTUAL	2016-17 BUDGET	2016-17 ESTIMATE	2017-18 ADOPTED	2017-18 MID-YEAR	NOTES/DESCRIPTION
	<i>SALARIES & BENEFITS</i>						
1- 53- 5001	Salaries (Full-time)	14,325	16,000	14,700	15,850		20% Public Works Inspector
1- 53- 5004	Retirement (PERS)	1,650	2,250	1,750	2,225		
1- 53- 5010	Medicare	250	275	275	300		
1- 53- 5020	Cafeteria Plan Benefits	2,100	2,150	2,150	2,150		
	Sub-total	18,325	20,675	18,875	20,525	0	
	<i>OPERATIONS EXPENSES</i>						
1- 53- 6030	Materials/Supplies	0	300	100	300		NPDES related supplies
1- 53- 6032	Books & Publications	0	50	0	50		
1- 53- 6033	Postage	0	500	500	500		
1- 53- 6034	Printing & Publishing	0	1,000	1,000	500		
1- 53- 6054	Employee Educ. & Training	0	200	0	200		
1- 53- 6060	L.A. Co. Contract Services	16,850	20,800	15,500	17,300		Restaurant/Commercial Inspections
1- 53- 6061	Professional Services	130,175	191,600	105,500	236,600		Sep. sys. inventory (5K); NPDES permit consultant (55K); EWMP Staff/Plan Chk. training (\$5K); Upper LA River EWMP Imp. Plan (\$30K); BMP database (\$7K); Pub. Facil. Database (\$5K); Illicit disch. (\$7,500); Public information prgm. (\$10K); Permit Tracking/Earth-disturb database (\$7,500); RWQCB stormwater annual permit (\$9,600); CIMP monitoring (\$45K); EWMP Imp. (\$50K)
1- 53- 6173	Interagency Projects	0	26,075	0	0		LA River Metals/Trash TMDL Study
	Sub-total	147,025	240,525	122,600	255,450	0	
	<i>CAPITAL OUTLAY</i>	0	0	0	0		
	TOTAL PROGRAM COSTS	165,350	261,200	141,475	275,975	0	

**CITY OF LA CAÑADA FLINTRIDGE
FY 2017-18 ANNUAL BUDGET**

PROGRAM

FUND

DEPARTMENT

54- ACCESSIBILITY IMPROVEMENTS (Page 1 of 1)

GENERAL

ADMINISTRATION

Since passage of the Americans with Disabilities Act of 1990, the City has continued to ensure that its programs and services are fully accessible to all members of the community, including persons with disabilities. Beginning with the FY 2015-16 budget, the City consolidated its various accessibility improvement expenditures into a new "Accessibility Improvements" General Fund program budget. This program brings together ongoing expenditures previously budgeted in other General Fund programs focused on enhancing access to City facilities, events, and services. (Large-scale capital projects focused on accessibility improvements will continue to be budgeted in the City's Capital Projects Fund.)

ACCT. NO.	LINE ITEM DESCRIPTION	2015-16 ACTUAL	2016-17 BUDGET	2016-17 ESTIMATE	2017-18 ADOPTED	2017-18 MID-YEAR	NOTES/DESCRIPTION
	<i>SALARIES & BENEFITS</i>	0	0	0	0		
	<i>OPERATIONS EXPENSES</i>						
1- 54- 6031	Office Supplies	350	0	0	0		
1- 54- 6032	Books & Publications	0	0	0	0		
1- 54- 6034	Printing & Publishing	0	500	0	500		Braille services
1- 54- 6054	Employee Educ. & Training	0	3,000	0	1,000		
1- 54- 6061	Professional Services	0	3,300	0	3,300		Translator srvs (\$300); ADA consultant (\$3K)
1- 54- 7103	Building Maintenance	0	4,000	0	0		City Hall; Misc.
1- 54- 7104	General Maintenance	1,825	4,000	4,200	6,500		Barrier removals
1- 54- 7105	Park Maintenance	4,750	4,000	2,200	0		
	Sub-total	6,925	18,800	6,400	11,300	0	
	<i>CAPITAL OUTLAY</i>						
1- 54- 8401	Access Imprvmts - City Hall	0	9,500	0	0		
1- 54- 8402	Access Imprvmts - Parks	0	3,200	2,000	10,000		ADA parking - Memorial Park
1- 54- 8403	Access Imprvmts - Lanterman House	550	0	0	0		
1- 54- 8404	Access Imprvmts - Joint Use Facilites	0	9,000	9,000	9,000		Lant. Aud. entry doors (\$9K)
1- 54- 8405	Access Imprvmts - Miscellaneous	6,175	8,000	6,200	8,000		
	Sub-total	6,725	29,700	17,200	27,000	0	
	TOTAL PROGRAM COSTS	13,650	48,500	23,600	38,300	0	

**CITY OF LA CAÑADA FLINTRIDGE
FY 2017-18 ANNUAL BUDGET**

PROGRAM

FUND

DEPARTMENT

55- CIVIC CENTER (Page 1 of 1)

GENERAL

PUBLIC WORKS

In February 2017, the City acquired the former Sports Chalet Inc. corporate headquarters building at One Sports Chalet Drive for use as a future City Hall facility. The purchased property also included the Foothill Progressive Montessori School facility, which is located on the same parcel. This program budget accounts for ongoing operational and maintenance costs related to the property (tenant improvements related to the new City Hall facility are accounted for in the Property Acquisition Fund.)

ACCT. NO.	LINE ITEM DESCRIPTION	2015-16 ACTUAL	2016-17 BUDGET	2016-17 ESTIMATE	2017-18 ADOPTED	2017-18 MID-YEAR	NOTES/DESCRIPTION
	<i>SALARIES & BENEFITS</i>	0	0	0	0	0	
	<i>OPERATIONS EXPENSES</i>						
1- 55- 6021	Telephone	0	900	600	2,400		Avg. \$200/month
1- 55- 6023	Water	0	2,700	2,000	10,800		
1- 55- 6027	Electricity	0	9,000	6,500	12,000		
1- 55- 6037	Custodial Service	0	1,000	400	1,150		Contractor (\$1K); Supplies (\$150)
1- 55- 6061	Professional Services	0	1,050	1,800	4,000		Security and fire system monitoring
1- 55- 7103	Building Maintenance	0	1,500	500	1,000		Miscellaneous
1- 55- 7104	General Maintenance	0	4,000	6,000	5,000		Plumbing, electrical, elevator service agreements
1- 55- 7106	Landscape Maintenance	0	10,000	10,000	14,800		Contractor (\$14,400); Plants (\$400)
	Sub-total	0	30,150	27,800	51,150	0	
	<i>CAPITAL OUTLAY</i>						
1- 55- 8231	Furnishings & Equipment	0	0	0	0		
1- 55- 8233	Building Improvements	0	0	0	0		
	Sub-total	0	0	0	0	0	
	TOTAL PROGRAM COSTS	0	30,150	27,800	51,150	0	

SPECIAL FUND PROGRAM EXPENDITURES & FUND BALANCE

**CITY OF LA CAÑADA FLINTRIDGE
FY 2017-18 ANNUAL BUDGET
FUND BALANCE**

PROGRAM

DEPARTMENT

GENERAL (Page 1 of 2)

FUND - 1

ADMINISTRATION

ACCT. NO.	DESCRIPTION	2015-16 ACTUAL	2016-17 BUDGET	2016-17 ESTIMATE	2017-18 ADOPTED	2017-18 MID-YEAR	NOTES/DESCRIPTION
<i>AVAILABLE FUNDS:</i>							
	BEGINNING FUND BALANCE:	17,044,475	17,920,900	17,920,900	12,804,200		
	General Fund (Operating) Revenues	14,165,275	13,351,150	13,502,750	13,767,900		
	Operating Reimbursements:						
	Reimbursement - Traffic Safety (2)	120,000	100,000	57,000	88,200		Reimbursement of law enforcement costs
	Reimbursement - Sewer Redemp. (22)	14,475	12,975	14,350	12,975		District 1 staff costs reimbursement
	Reimbursement - Sewer Redemp. (25)	21,650	19,750	21,000	19,625		District 2 staff costs reimbursement
	Reimbursement - Prop. A (30)	31,775	26,025	26,025	24,150		Salary reimbursement
	Reimbursement - Solid Waste (32)	193,775	196,150	196,150	197,875		Salary reimbursement
	Reimbursement - Sewer Redemp. (42)	21,500	18,825	20,950	18,750		District 3 staff costs reimbursement
	Sub-total: Operating Reimbursements	403,175	373,725	335,475	361,575	0	
	Transfers In/Other Direct Revenues (to Reserves):						
	City Hall Sale Proceeds	0	0	0	100,000		Release of funds from escrow after close
	Subtotal - Transfers In/Other Direct:	0	0	0	100,000	0	
	TOTAL AVAILABLE FUNDS:	31,612,925	31,645,775	31,759,125	27,033,675	0	

PROGRAM

FUND BALANCE

DEPARTMENT

GENERAL (Page 2 of 2)

FUND - 1

ADMINISTRATION

ACCT. NO.	DESCRIPTION	2015-16 ACTUAL	2016-17 BUDGET	2016-17 ESTIMATE	2017-18 ADOPTED	2017-18 MID-YEAR	NOTES/DESCRIPTION
<i>EXPENDITURES & TRANSFERS:</i>							
	Operating Budget Expenditures	11,711,800	13,245,675	12,283,025	13,704,125		
From Operating Budget:							
	Transfer Out - To CDBG (11)	100	0	0	0		Clear negative fund balance See Schedule CP-1A For Traffic Investigator position (difference)
	Transfer Out - To Capital Projects (31)	1,226,225	611,475	611,475	285,150		
	Transfer Out - To SLESF Fund (35)	61,125	79,150	9,650	67,800		
	Subtotal - Transfers to Other Funds	1,287,450	690,625	621,125	352,950	0	
	Transfer to Reserves - for OPEB	0	58,575	58,575	72,400		
	Subtotal - From Operating Budget	1,287,450	749,200	679,700	425,350		
From Reserves:							
	Transfer Out - To Capital Projects (31)	692,775	492,200	492,200	354,550		See Schedule CP-1B Civic Center planning & construction
	Transfer Out - To Property Acquis. (38)	0	5,500,000	5,500,000	1,200,000		
	Subtotal - From Reserves:	692,775	5,992,200	5,992,200	1,554,550	0	
<i>TOTAL EXPENDITURES & TRANSFERS:</i>		13,692,025	19,987,075	18,954,925	15,684,025	0	
ENDING FUND BALANCE:		17,920,900	11,658,700	12,804,200	11,349,650	0	

<i>FUND EQUITY:</i>							
	Reserved for Loans/Advances	1,512,250	1,385,950	1,385,950	1,252,175		98-1/02-1 Advances; LCUSD loan; (Nonspendable) (Restricted) (Committed) (Assigned) (Assigned) (Assigned) (Unassigned)
	Reserved for St. Disability Access (DAE)	4,250	5,500	6,750	8,000		
	Reserved for Civic Cntr Promissory Note	0	5,580,000	5,580,000	5,580,000		
	Designated for potential SR-710 expenses	500,000	500,000	500,000	0		
	Designated for Tree Fund	131,775	132,775	130,950	135,275		
	Designated for OPEB	408,350	466,925	466,925	539,325		
	Undesignated	15,364,275	3,587,550	4,733,625	3,834,875	0	
<i>TOTAL FUND EQUITY:</i>		17,920,900	11,658,700	12,804,200	11,349,650	0	

**CITY OF LA CAÑADA FLINTRIDGE
FY 2017-18 ANNUAL BUDGET**

PROGRAM

FUND BALANCE

DEPARTMENT

TRAFFIC SAFETY (Page 1 of 2)

FUND - 2

ADMINISTRATION

The Traffic Safety Fund allocates revenues received as a result of vehicle code violations which occur within the City. Monies from the Traffic Safety Fund are used to reimburse the General Fund for law enforcement costs.

ACCT. NO.	DESCRIPTION	2015-16 ACTUAL	2016-17 BUDGET	2016-17 ESTIMATE	2017-18 ADOPTED	2017-18 MID-YEAR	NOTES/DESCRIPTION
<i>AVAILABLE FUNDS:</i>							
	BEGINNING FUND BALANCE	30,525	4,275	4,275	0	0	
2- 00- 4421	Vehicle Code Fines	93,750	100,000	52,725	88,200		
2- 00- 4610	Interest	0	0	0	0		
	Subtotal - Revenues	93,750	100,000	52,725	88,200	0	
	Transfers In	0	0	0	0		
<i>TOTAL AVAILABLE FUNDS:</i>		124,275	104,275	57,000	88,200	0	

PROGRAM

FUND BALANCE

DEPARTMENT

TRAFFIC SAFETY (Page 2 of 2)

FUND - 2

ADMINISTRATION

ACCT. NO.	DESCRIPTION	2015-16 ACTUAL	2016-17 BUDGET	2016-17 ESTIMATE	2017-18 ADOPTED	2017-18 MID-YEAR	NOTES/DESCRIPTION
	<i>SALARIES & BENEFITS</i>	0	0	0	0		
	<i>OPERATIONS EXPENSES</i>						
2- 21- 6070	L.A. Co. Superior Courts	0	0	0	0		
	Subtotal - Operations Expenses	0	0	0	0		
	<i>CAPITAL OUTLAY</i>	0	0	0	0		
	<i>TRANSFERS</i>						
	Reimbursement - To General Fund (1) - Operating	120,000	100,000	57,000	88,200		
	TOTAL EXPENDITURES & TRANSFERS	120,000	100,000	57,000	88,200	0	
	ENDING FUND BALANCE:	4,275	4,275	0	0	0	

FUND EQUITY:		4,275	4,275	0	0	0	
	Undesignated Traffic Safety Fund	0	0	0	0	0	
TOTAL FUND EQUITY:		0	0	0	0	0	

**CITY OF LA CAÑADA FLINTRIDGE
FY 2017-18 ANNUAL BUDGET**

PROGRAM

FUND BALANCE

DEPARTMENT

STATE GAS TAX (Page 1 of 2)

FUND - 3

PUBLIC WORKS

The State of California allocates Gas Tax monies to cities for the purpose of road and street maintenance and improvements. To be eligible for certain gas tax funds, the City is required to maintain an appropriate level of General Fund expenditures on street and road improvements.

ACCT. NO.	DESCRIPTION	2015-16 ACTUAL	2016-17 BUDGET	2016-17 ESTIMATE	2017-18 ADOPTED	2017-18 MID-YEAR	NOTES/DESCRIPTION
<i>AVAILABLE FUNDS:</i>							
	BEGINNING FUND BALANCE	197,775	0	0	14,400	0	
3- 00- 4441	State Gas Tax (2106)	72,600	67,575	79,725	78,675		
3- 00- 4442	State Gas Tax (2107)	150,550	178,600	160,275	158,075		
3- 00- 4443	State Gas Tax (2107.5)	5,000	5,000	5,000	5,000		
3- 00- 4449	State Gas Tax (2103)	105,775	48,575	55,325	90,800		
3- 00- 4450	State Gas Tax (2105)	115,625	128,600	124,000	122,275		
3- 00- 4452	State Gas Tax (SB 1 "Loan Repayment")	0	0	0	23,525		
3- 00- 4453	State Gas Tax (SB 1 Road Maint. Rehab.)	0	0	0	116,150		
3- 00- 4610	Interest	3,050	1,000	1,500	1,500		
	Subtotal - Revenues	452,600	429,350	425,825	596,000	0	
	Transfer In - SW Fund (32)	0	154,100	154,100	158,725		Street Sweeping
	Subtotal - Transfers In	0	154,100	154,100	158,725	0	
<i>TOTAL AVAILABLE FUNDS:</i>		650,375	583,450	579,925	769,125	0	

PROGRAM

FUND BALANCE

DEPARTMENT

STATE GAS TAX (Page 2 of 2)

FUND - 3

PUBLIC WORKS

ACCT. NO.	DESCRIPTION	2015-16 ACTUAL	2016-17 BUDGET	2016-17 ESTIMATE	2017-18 ADOPTED	2017-18 MID-YEAR	NOTES/DESCRIPTION
	<i>SALARIES & BENEFITS</i>	0	0	0	0		
	<i>OPERATIONS EXPENSES</i>						
3- 42- 6064	Lighting (Street & Traffic)	108,350	105,000	105,000	105,000		
3- 42- 7113	Street Maintenance	175,575	324,350	306,425	347,875		
3- 42- 7117	Street Sweeping	140,950	154,100	154,100	158,725		
	Subtotal - Operations Expenses	424,875	583,450	565,525	611,600	0	
	<i>CAPITAL OUTLAY</i>	0	0	0	0		
	<i>TRANSFERS</i>						
	Transfer Out - To Capital Projects (31)	225,500	0	0	157,525		FY15-16: 1601; FY17-18: 1801
	TOTAL EXPENDITURES & TRANSFERS	650,375	583,450	565,525	769,125	0	
	ENDING FUND BALANCE:	0	0	14,400	0	0	

FUND EQUITY:	0	0	14,400	0	0	
Undesignated Gas Tax Fund	0	0	14,400	0	0	
TOTAL FUND EQUITY:	0	0	14,400	0	0	

**CITY OF LA CAÑADA FLINTRIDGE
FY 2017-18 ANNUAL BUDGET**

PROGRAM

FUND BALANCE

DEPARTMENT

BONDS & GRANTS (Page 1 of 2)

FUND - 4

ADMINISTRATION

The Bonds & Grants Fund (formerly the Parkland Bond Fund) allocates revenues and grant monies received from other agencies for various acquisition and improvement projects.

ACCT. NO.	DESCRIPTION	2015-16 ACTUAL	2016-17 BUDGET	2016-17 ESTIMATE	2017-18 ADOPTED	2017-18 MID-YEAR	NOTES/DESCRIPTION
<i>AVAILABLE FUNDS:</i>							
	BEGINNING FUND BALANCE	57,125	37,125	37,125	37,125		
4- 00- 4490	Prop. A Rec. (Maint. & Servicing)	41,275	33,150	33,150	33,150		Com. Cntr. maint. (Final payment in FY 18/19) SSARP roadway network safety study
4- 00- 4497	SSARP Grant	0	0	0	45,000		
	Subtotal - Revenues	41,275	33,150	33,150	78,150		
	Transfer In - General Fund	0	0	0	0		
	Subtotal - Transfers In	0	0	0	0	0	
<i>TOTAL AVAILABLE FUNDS:</i>		98,400	70,275	70,275	115,275	0	

PROGRAM

FUND BALANCE

DEPARTMENT

BONDS & GRANTS (Page 2 of 2)

FUND - 4

ADMINISTRATION

ACCT. NO.	DESCRIPTION	2015-16 ACTUAL	2016-17 BUDGET	2016-17 ESTIMATE	2017-18 ADOPTED	2017-18 MID-YEAR	NOTES/DESCRIPTION
	<i>SALARIES & BENEFITS</i>	0	0	0	0	0	
	<i>OPERATIONS EXPENSES</i>						
4- 41- 6061	Professional Services	0	0	0	50,000		SSARP Grant (\$45K); Undesig (\$5K) For Community Center to reimb. building maint.
4- 42- 7104	General Maintenance	33,150	33,150	33,150	33,150		
	Subtotal - Operations Expenses	33,150	33,150	33,150	83,150		
	<i>CAPITAL OUTLAY</i>						
4- 50- 8244	Glenhaven Park Roof Replacement	8,125	0	0	0		FY 15-16: Prop A Maint. & Servicing (\$8,125)
	Subtotal - Capital Outlay	8,125	0	0	0	0	
	<i>TRANSFERS</i>						
	Transfer Out - To Capital Projects (31)	20,000	0	0	0		FY15-16: 1601
TOTAL EXPENDITURES & TRANSFERS:		61,275	33,150	33,150	83,150	0	
ENDING FUND BALANCE:		37,125	37,125	37,125	32,125	0	
FUND EQUITY:		37,125	37,125	37,125	32,125	0	
	Undesignated	37,125	37,125	37,125	32,125		
TOTAL FUND EQUITY:		37,125	37,125	37,125	32,125	0	

**CITY OF LA CAÑADA FLINTRIDGE
FY 2017-18 ANNUAL BUDGET**

PROGRAM

FUND BALANCE

DEPARTMENT

TRANSP. DEVELOPMENT ACT (Page 1 of 2)

FUND - 5

PUBLIC WORKS

The Transportation Development Act Fund allocates revenues and grant monies received from the State of California. The City utilizes T.D.A. monies for the improvement of bicycle lanes and other transportation/infrastructure related projects.

ACCT. NO.	DESCRIPTION	2015-16 ACTUAL	2016-17 BUDGET	2016-17 ESTIMATE	2017-18 ADOPTED	2017-18 MID-YEAR	NOTES/DESCRIPTION
<i>AVAILABLE FUNDS:</i>							
	BEGINNING FUND BALANCE	0	0	0	0		
5- 00- 4540	T.D.A. S.B. 821	13,500	13,100	13,100	13,650		
5- 00- 4610	Interest	0	0	0	0		
	Subtotal - Revenues	13,500	13,100	13,100	13,650	0	
	Transfers In	0	0	0	0		
<i>TOTAL AVAILABLE FUNDS:</i>		13,500	13,100	13,100	13,650	0	

PROGRAM

FUND BALANCE

DEPARTMENT

TRANSP. DEVELOPMENT ACT (Page 2 of 2)

FUND - 5

PUBLIC WORKS

ACCT. NO.	DESCRIPTION	2015-16 ACTUAL	2016-17 BUDGET	2016-17 ESTIMATE	2017-18 ADOPTED	2017-18 MID-YEAR	NOTES/DESCRIPTION
	<i>SALARIES & BENEFITS</i>	0	0	0	0	0	
	<i>OPERATIONS EXPENSES</i>						
5- 06- 6085	Contingency	0	0	0	0		
5- 42- 6060	L.A. County Contract Services	0	0	0	0		
	Subtotal - Operations Expenses	0	0	0	0	0	
	<i>CAPITAL OUTLAY</i>						
5- 42- 8239	Street Improvements	13,500	13,100	13,100	13,650		Sidewalk/crosswalk improvements
	Subtotal - Capital Outlay	13,500	13,100	13,100	13,650	0	
	<i>TRANSFERS</i>						
	Transfers Out - To General Fund (1) - Operating	0	0	0	0		
	TOTAL EXPENDITURES & TRANSFERS:	13,500	13,100	13,100	13,650	0	
	ENDING FUND BALANCE:	0	0	0	0	0	

FUND EQUITY:	0	0	0	0	0	0	
Undesignated TDA Fund	0	0	0	0	0	0	
TOTAL FUND EQUITY:	0	0	0	0	0	0	

**CITY OF LA CAÑADA FLINTRIDGE
FY 2017-18 ANNUAL BUDGET**

PROGRAM

FUND BALANCE

DEPARTMENT

COMMUNITY DEV. BLOCK GRANT (Page 1 of 2)

FUND - 11

COMM. DEVELOPMENT

The Community Development Block Grant fund tracks the City's share of the Los Angeles County entitlement. Funds are used to assist low and moderate income residents, to remove blight, and to finance A.D.A. improvements to public facilities.

ACCT. NO.	DESCRIPTION	2015-16 ACTUAL	2016-17 BUDGET	2016-17 ESTIMATE	2017-18 ADOPTED	2017-18 MID-YEAR	NOTES/DESCRIPTION
<i>AVAILABLE FUNDS:</i>							
	BEGINNING FUND BALANCE	(100)	0	0	0	0	
11- 00- 4410	Revenues	66,875	63,800	79,975	58,225		LA Cnty. Community Dev. Commission allocation
	Subtotal - Revenues	66,875	63,800	79,975	58,225	0	
	Transfer In - General Fund (1)	100	0	0	0	0	Clear negative fund balance
<i>TOTAL AVAILABLE FUNDS:</i>		66,875	63,800	79,975	58,225	0	

PROGRAM

FUND BALANCE

DEPARTMENT

COMMUNITY DEV. BLOCK GRANT (Page 2 of 2)

FUND - 11

COMM. DEVELOPMENT

ACCT. NO.	DESCRIPTION	2015-16 ACTUAL	2016-17 BUDGET	2016-17 ESTIMATE	2017-18 ADOPTED	2017-18 MID-YEAR	NOTES/DESCRIPTION
	<i>SALARIES & BENEFITS</i>	0	0	0	0	0	
	<i>OPERATIONS EXPENSES</i>						
11- 42- 9904	Subsidy Prgms-Sewer Connection	28,075	31,900	31,900	17,475		(\$8,732 x 2 connections)
11- 42- 9907	Subsidy Prgms-Residential Rehab.	38,800	31,900	48,075	40,750		(\$20,375 x 2 rehab projects)
	Subtotal - Operations Expenses	66,875	63,800	79,975	58,225		
	<i>CAPITAL OUTLAY</i>	0	0	0	0		
	<i>TRANSFERS</i>	0	0	0	0		
	TOTAL EXPENDITURES & TRANSFERS:	66,875	63,800	79,975	58,225		
	ENDING FUND BALANCE:	0	0	0	0	0	

FUND EQUITY:	0	0	0	0	0	0	
Undesignated CDBG Fund	0	0	0	0	0	0	
TOTAL FUND EQUITY:	0	0	0	0	0	0	

**CITY OF LA CAÑADA FLINTRIDGE
FY 2017-18 ANNUAL BUDGET**

PROGRAM

FUND BALANCE

DEPARTMENT

SANITATION (Page 1 of 2)

FUND - 20

PUBLIC WORKS

The Sanitation Fund is a City created fund to track expenditures related to Sanitation Districts #28 and #34. In addition, the Fund tracks revenues and expenditures related to the acquisition and installation of a community sewer system.

ACCT. NO.	DESCRIPTION	2015-16 ACTUAL	2016-17 BUDGET	2016-17 ESTIMATE	2017-18 ADOPTED	2017-18 MID-YEAR	NOTES/DESCRIPTION
<i>AVAILABLE FUNDS:</i>							
	BEGINNING FUND BALANCE	0	0	0	0	0	
20- 00- 4140	Property Tax	1,900	2,000	5,500	5,500		
	Subtotal - Revenues	1,900	2,000	5,500	5,500	0	
	Loan Advance - from General Fund (1)	0	0	0	0		(see "Loan Advance - Detail" below)
<i>TOTAL AVAILABLE FUNDS:</i>		1,900	2,000	5,500	5,500	0	

LOAN ADVANCE - DETAIL:							
	District 4 Expenses	0	0	0	0		
	District 5 Expenses	0	0	0	0		
	District 6 Expenses	0	0	0	0		
	Total Loan Advance:	0	0	0	0	0	

PROGRAM

FUND BALANCE

DEPARTMENT

SANITATION (Page 2 of 2)

FUND - 20

PUBLIC WORKS

ACCT. NO.	DESCRIPTION	2015-16 ACTUAL	2016-17 BUDGET	2016-17 ESTIMATE	2017-18 ADOPTED	2017-18 MID-YEAR	NOTES/DESCRIPTION
	<i>SALARIES & BENEFITS</i>	0	0	0	0	0	
	<i>OPERATIONS EXPENSES</i>						
20- 47- 6061	Professional Services (San. #34)	1,900	2,000	5,500	5,500		
	Subtotal - Operations Expenditures	1,900	2,000	5,500	5,500	0	
	<i>CAPITAL OUTLAY</i>	0	0	0	0		
	<i>TRANSFERS</i>						
	Transfer Out - Capital Projects (31)	0	0	0	0		
	Subtotal - Transfers Out	0	0	0	0		
	TOTAL EXPENDITURES & TRANSFERS:	1,900	2,000	5,500	5,500	0	
	ENDING FUND BALANCE:	0	0	0	0	0	

FUND EQUITY:	0	0	0	0	0	0	
Designated for Future District # 4	0	0	0	0	0		
Designated for Future District # 5	0	0	0	0	0		
Designated for Future District # 6	0	0	0	0	0		
Undesignated	0	0	0	0	0		
TOTAL FUND EQUITY:	0	0	0	0	0	0	

LOANS/OBLIGATIONS:							
Owed by Future District # 4	296,575	296,575	296,575	296,575	296,575		
Owed by Future District # 5	351,150	351,150	351,150	351,150	351,150		
Owed by Future District # 6	27,575	27,575	27,575	27,575	27,575		
TOTAL LOANS/OBLIGATIONS:	675,300	675,300	675,300	675,300		0	

**CITY OF LA CAÑADA FLINTRIDGE
FY 2017-18 ANNUAL BUDGET**

PROGRAM

FUND BALANCE

DEPARTMENT

SEWER IMPROVEMENT FUND 98-1 (Page 1 of 2)

FUND - 21

PUBLIC WORKS

The Sewer Improvement Fund tracks revenues and expenditures related to the acquisition and construction of the residential and commercial sewer systems constructed under an assessment district proceeding.

ACCT. NO.	DESCRIPTION	2015-16 ACTUAL	2016-17 BUDGET	2016-17 ESTIMATE	2017-18 ADOPTED	2017-18 MID-YEAR	NOTES/DESCRIPTION
<i>AVAILABLE FUNDS:</i>							
	BEGINNING FUND BALANCE	0	0	0	0	0	
21- 00- 4410	Other Sewer Charges	0	0	0	0	0	
21- 00- 4412	Prepayments (AD 98-1)	0	0	0	0	0	
21- 00- 4610	Interest	0	0	0	0	0	
	Sub-total - Revenues	0	0	0	0	0	
	Loan Advance - from General Fund (1)	0	0	0	0	0	
	Transfer In - from General Fund (1)	0	0	0	0	0	
	Transfer In - from SRF (22)	0	0	0	0	0	
	Sub-total - Loan/Transfers In	0	0	0	0	0	
<i>TOTAL AVAILABLE FUNDS:</i>		0	0	0	0	0	

PROGRAM

FUND BALANCE

DEPARTMENT

SEWER IMPROVEMENT FUND 98-1 (Page 2 of 2)

FUND - 21

PUBLIC WORKS

ACCT. NO.	DESCRIPTION	2015-16 ACTUAL	2016-17 BUDGET	2016-17 ESTIMATE	2017-18 ADOPTED	2017-18 MID-YEAR	NOTES/DESCRIPTION
	<i>SALARIES & BENEFITS</i>	0	0	0	0	0	
	<i>OPERATIONS EXPENSES</i>						
21- 40- 6010	Professional Services (AD 98-1)	0	0	0	0	0	
21- 00- 6072	Capital Construction (AD 98-1)	0	0	0	0	0	
	Subtotal - Operations Expenses	0	0	0	0	0	
	<i>CAPITAL OUTLAY</i>	0	0	0	0	0	
	<i>TRANSFERS</i>						
	Transfer Out - To General Fund (1) - Operating	0	0	0	0	0	
	TOTAL EXPENDITURES & TRANSFERS:	0	0	0	0	0	
	ENDING FUND BALANCE:	0	0	0	0	0	

FUND EQUITY:	0	0	0	0	0	0	
Undesignated 98-1 Improvement Fund	0	0	0	0	0	0	
TOTAL FUND EQUITY:	0	0	0	0	0	0	

**CITY OF LA CAÑADA FLINTRIDGE
FY 2017-18 ANNUAL BUDGET**

PROGRAM

FUND BALANCE

DEPARTMENT

SEWER REDEMPTION FUND 98-1 (Page 1 of 2)

FUND - 22

PUBLIC WORKS

The Sewer Redemption Fund is a City created fund to track revenues and expenditures related to the sewer assessments collected for the residential and commercial sewer systems constructed under an assessment district proceeding.

ACCT. NO.	DESCRIPTION	2015-16 ACTUAL	2016-17 BUDGET	2016-17 ESTIMATE	2017-18 ADOPTED	2017-18 MID-YEAR	NOTES/DESCRIPTION
<i>AVAILABLE FUNDS:</i>							
	BEGINNING FUND BALANCE	0	0	0	0	0	
22- 00- 4410	Sewer Assess. Fees (AD 98-1)	542,450	539,000	539,850	538,975		
22- 00- 4412	Prepayments (AD 98-1)	0	1,500	1,000	1,000		
22- 00- 4413	Penalties	400	325	800	400		
22- 00- 4420	Administrative Fee (AD 98-1)	25,975	25,975	25,975	25,975		\$30/parcel x 866 parcels
22- 00- 4610	Interest	400	25	25	25		
	Subtotal - Revenues	569,225	566,825	567,650	566,375	0	
	Transfers In - General Fund (01)	0	0	0	0	0	
<i>TOTAL AVAILABLE FUNDS:</i>		569,225	566,825	567,650	566,375	0	

PROGRAM

FUND BALANCE

DEPARTMENT

SEWER REDEMPTION FUND 98-1 (Page 2 of 2)

FUND - 22

PUBLIC WORKS

ACCT. NO.	DESCRIPTION	2015-16 ACTUAL	2016-17 BUDGET	2016-17 ESTIMATE	2017-18 ADOPTED	2017-18 MID-YEAR	NOTES/DESCRIPTION
	<i>SALARIES & BENEFITS</i>	0	0	0	0	0	
	<i>OPERATIONS EXPENSES</i>						
22- 40- 6010	Professional Services (AD 98-1)	11,525	13,000	11,625	13,000		Willdan Financial (\$11,600); Other (\$1,400)
	Subtotal - Operations Expense	11,525	13,000	11,625	13,000	0	
	<i>CAPITAL OUTLAY</i>	0	0	0	0	0	
	<i>TRANSFERS</i>						
	Reimbursement - To General Fund (1) - Operating	14,475	12,975	14,350	12,975		Admin. Fee revenue less Prof. Srvs expenditures
	Transfer Out - To SDSF (23)	543,225	540,850	541,675	540,400		
	Subtotal - Transfers Out	557,700	553,825	556,025	553,375	0	
	TOTAL EXPENDITURES & TRANSFERS:	569,225	566,825	567,650	566,375	0	
	ENDING FUND BALANCE:	0	0	0	0	0	
FUND EQUITY:		0	0	0	0	0	
	Undesignated 98-1 Redemption Fund	0	0	0	0	0	
TOTAL FUND EQUITY:		0	0	0	0	0	

**CITY OF LA CAÑADA FLINTRIDGE
FY 2017-18 ANNUAL BUDGET**

PROGRAM

FUND BALANCE

DEPARTMENT

SEWER DEBT SERVICE FUND 98-1 (Page 1 of 2)

FUND - 23

PUBLIC WORKS

The Sewer Debt Service Fund is a City created fund to track revenues and expenditures related to the sewer debts incurred for the residential and commercial sewer systems constructed under an assessment district proceeding.

ACCT. NO.	DESCRIPTION	2015-16 ACTUAL	2016-17 BUDGET	2016-17 ESTIMATE	2017-18 ADOPTED	2017-18 MID-YEAR	NOTES/DESCRIPTION
<i>AVAILABLE FUNDS:</i>							
	BEGINNING FUND BALANCE	662,600	773,500	773,500	888,825		
23- 00- 4610	Interest Income	16,525	16,725	15,500	16,000		
	Subtotal - Revenues	16,525	16,725	15,500	16,000	0	
	Transfer In - from SRF(22)	543,225	540,850	541,675	540,400		
<i>TOTAL AVAILABLE FUNDS:</i>		1,222,350	1,331,075	1,330,675	1,445,225	0	

PROGRAM

FUND BALANCE

DEPARTMENT

SEWER DEBT SERVICE FUND 98-1 (Page 2 of 2)

FUND - 23

PUBLIC WORKS

ACCT. NO.	DESCRIPTION	2015-16 ACTUAL	2016-17 BUDGET	2016-17 ESTIMATE	2017-18 ADOPTED	2017-18 MID-YEAR	NOTES/DESCRIPTION
	<i>SALARIES & BENEFITS</i>	0	0	0	0	0	
	<i>OPERATIONS EXPENSES</i>						
23- 40- 6038	Principal Loan Payment	417,800	417,800	417,800	417,800		SWRCB loan repayment
23- 40- 6039	Interest Loan Expense	31,050	24,050	24,050	16,575		Repayment of Advance to General Fund
	Subtotal - Operations Expenses	448,850	441,850	441,850	434,375	0	
	<i>CAPITAL OUTLAY</i>	0	0	0	0		
	<i>TRANSFERS</i>	0	0	0	0		
	TOTAL EXPENDITURES & TRANSFERS:	448,850	441,850	441,850	434,375	0	
	ENDING FUND BALANCE:	773,500	889,225	888,825	1,010,850	0	

FUND EQUITY:		773,500	889,225	888,825	1,010,850	0	
	Designated for Final SWRCB Payments	773,500	889,225	888,825	1,010,850		Set-aside for final SWRCB payments (2)
	TOTAL FUND EQUITY:	773,500	889,225	888,825	1,010,850	0	

LOANS/OBLIGATIONS:							
	Due to SWRCB (Loan)	1,671,175	1,253,375	1,253,375	835,575		Final payment in September 2019 (FY 2019-20)
	TOTAL LOANS/OBLIGATIONS:	1,671,175	1,253,375	1,253,375	835,575	0	

**CITY OF LA CAÑADA FLINTRIDGE
FY 2017-18 ANNUAL BUDGET**

PROGRAM

FUND BALANCE

DEPARTMENT

SEWER IMPROVEMENT FUND 02-1 (Page 1 of 2)

FUND - 24

PUBLIC WORKS

The Sewer Improvement Fund is a City created fund to track revenues and expenditures related to the acquisition and construction of the residential and commercial sewer systems constructed under an assessment district proceeding.

ACCT. NO.	DESCRIPTION	2015-16 ACTUAL	2016-17 BUDGET	2016-17 ESTIMATE	2017-18 ADOPTED	2017-18 MID-YEAR	NOTES/DESCRIPTION
<i>AVAILABLE FUNDS:</i>							
	BEGINNING FUND BALANCE	(995,100)	(995,100)	(995,100)	(995,100)		
24- 00- 4412	Prepayments (AD 02-1)	0	0	0	0	0	
24- 00- 4550	Miscellaneous Revenue	0	0	0	0	0	
24- 00- 4610	Interest	0	0	0	0	0	
	Subtotal - Revenues	0	0	0	0	0	
	Transfer In - SDSF 02-1 (26)	0	0	0	0	0	
<i>TOTAL AVAILABLE FUNDS:</i>		(995,100)	(995,100)	(995,100)	(995,100)	0	

PROGRAM

FUND BALANCE

DEPARTMENT

SEWER IMPROVEMENT FUND 02-1 (Page 2 of 2)

FUND - 24

PUBLIC WORKS

ACCT. NO.	DESCRIPTION	2015-16 ACTUAL	2016-17 BUDGET	2016-17 ESTIMATE	2017-18 ADOPTED	2017-18 MID-YEAR	NOTES/DESCRIPTION
	<i>SALARIES & BENEFITS</i>	0	0	0	0	0	
	<i>OPERATIONS EXPENSES</i>						
24- 40- 6010	Professional Services (AD 02-1)	0	0	0	0	0	
	Subtotal - Operations Expenses	0	0	0	0	0	
	<i>CAPITAL OUTLAY</i>						
24- 00- 6072	Capital Construction (AD 02-1)	0	0	0	0	0	
	Subtotal - Capital Outlay	0	0	0	0	0	
	<i>TRANSFERS</i>	0	0	0	0	0	
	TOTAL EXPENDITURES & TRANSFERS:	0	0	0	0	0	
	ENDING FUND BALANCE:	(995,100)	(995,100)	(995,100)	(995,100)		
FUND EQUITY:		(995,100)	(995,100)	(995,100)	(995,100)	0	
	Undesignated 02-1 Improvement Fund	(995,100)	(995,100)	(995,100)	(995,100)		
TOTAL FUND EQUITY:		(995,100)	(995,100)	(995,100)	(995,100)	0	

**CITY OF LA CAÑADA FLINTRIDGE
FY 2017-18 ANNUAL BUDGET**

PROGRAM

FUND BALANCE

DEPARTMENT

SEWER REDEMPTION FUND 02-1 (Page 1 of 2)

FUND - 25

PUBLIC WORKS

The Sewer Redemption Fund is a City created fund to track revenues and expenditures related to the sewer assessments collected for the residential and commercial sewer sewer systems constructed under an assessment district proceeding.

ACCT. NO.	DESCRIPTION	2015-16 ACTUAL	2016-17 BUDGET	2016-17 ESTIMATE	2017-18 ADOPTED	2017-18 MID-YEAR	NOTES/DESCRIPTION
<i>AVAILABLE FUNDS:</i>							
	BEGINNING FUND BALANCE	0	0	0	0	0	
25- 00- 4410	Sewer Assess. Fees (AD 02-1)	954,800	941,000	946,300	944,525		
25- 00- 4412	Prepayments (AB 02-1)	14,175	3,000	2,950	3,000		
25- 00- 4413	Penalties	325	500	1,375	500		
25- 00- 4420	Administrative Fee (AD 02-1)	36,775	36,250	36,250	36,125		1,204 parcels x \$30
25- 00- 4610	Interest	800	200	150	100		
	Subtotal - Revenues	1,006,875	980,950	987,025	984,250	0	
	Transfers In	0	0	0	0		
<i>TOTAL AVAILABLE FUNDS:</i>		1,006,875	980,950	987,025	984,250	0	

PROGRAM

FUND BALANCE

DEPARTMENT

SEWER REDEMPTION FUND 02-1 (Page 2 of 2)

FUND - 25

PUBLIC WORKS

ACCT. NO.	DESCRIPTION	2015-16 ACTUAL	2016-17 BUDGET	2016-17 ESTIMATE	2017-18 ADOPTED	2017-18 MID-YEAR	NOTES/DESCRIPTION
	<i>SALARIES & BENEFITS</i>	0	0	0	0	0	
	<i>OPERATIONS EXPENSES</i>						
25- 40- 6010	Professional Services (AD 02-1)	15,125	16,500	15,250	16,500		Willdan Financial (\$15,000), Other (\$1,500)
	Subtotal - Operations Expense	15,125	16,500	15,250	16,500	0	
	<i>CAPITAL OUTLAY</i>	0	0	0	0	0	
	<i>TRANSFERS</i>						
	Reimbursement - To General Fund (1) - Operating	21,650	19,750	21,000	19,625		Admin. Fee revenue less Prof. Srvs expenditures
	Transfer Out - SDSF (26)	970,100	944,700	950,775	948,125		
	Subtotal - Transfers Out	991,750	964,450	971,775	967,750	0	
	TOTAL EXPENDITURES & TRANSFERS:	1,006,875	980,950	987,025	984,250	0	
	ENDING FUND BALANCE:	0	0	0	0	0	
FUND EQUITY:		0	0	0	0	0	
	Undesignated 02-1 Redemption Fund	0	0	0	0	0	
TOTAL FUND EQUITY:		0	0	0	0	0	

**CITY OF LA CAÑADA FLINTRIDGE
FY 2017-18 ANNUAL BUDGET**

PROGRAM

FUND BALANCE

DEPARTMENT

SEWER DEBT SERVICE FUND 02-1 (Page 1 of 2)

FUND - 26

PUBLIC WORKS

The Sewer Debt Service Fund is a City created fund to track revenues and expenditures related to the sewer debts incurred for the residential and commercial sewer systems constructed under an assessment district proceeding.

ACCT. NO.	DESCRIPTION	2015-16 ACTUAL	2016-17 BUDGET	2016-17 ESTIMATE	2017-18 ADOPTED	2017-18 MID-YEAR	NOTES/DESCRIPTION
<i>AVAILABLE FUNDS:</i>							
	BEGINNING FUND BALANCE	3,823,800	3,970,875	3,970,875	4,092,125		
26- 00- 4610	Interest Income	65,350	69,000	58,850	60,125		
	Subtotal - Revenues	65,350	69,000	58,850	60,125	0	
	Transfer In - SRF (25)	970,100	944,700	950,775	948,125		
<i>TOTAL AVAILABLE FUNDS:</i>		4,859,250	4,984,575	4,980,500	5,100,375	0	

PROGRAM

FUND BALANCE

DEPARTMENT

SEWER DEBT SERVICE FUND 02-1 (Page 2 of 2)

FUND - 26

PUBLIC WORKS

ACCT. NO.	DESCRIPTION	2015-16 ACTUAL	2016-17 BUDGET	2016-17 ESTIMATE	2017-18 ADOPTED	2017-18 MID-YEAR	NOTES/DESCRIPTION
	<i>SALARIES & BENEFITS</i>	0	0	0	0	0	
	<i>OPERATIONS EXPENSES</i>						
26- 40- 6038	Principal Loan Payment	700,800	717,625	717,625	734,850		SWRCB Loan Payment
26- 40- 6039	Interest Expense	109,425	99,600	99,600	89,550		SWRCB Interest
26- 40- 6040	Loan Service Charge	78,150	71,150	71,150	63,975		SWRCB Loan Service Charge
	Subtotal - Operations Expense	888,375	888,375	888,375	888,375	0	
	<i>CAPITAL OUTLAY</i>	0	0	0	0	0	
	<i>TRANSFERS</i>	0	0	0	0	0	
TOTAL EXPENDITURES & TRANSFERS:		888,375	888,375	888,375	888,375	0	
ENDING FUND BALANCE:		3,970,875	4,096,200	4,092,125	4,212,000	0	

FUND EQUITY:		3,970,875	4,096,200	4,092,125	4,212,000	0	
	Designated for future debt service	3,970,875	4,096,200	4,092,125	4,212,000		Set-aside for final payments to SWRCB
TOTAL FUND EQUITY:		3,970,875	4,096,200	4,092,125	4,212,000	0	

LOANS/OBLIGATIONS:							
	Due to SWRCB (Loan)	7,114,575	6,396,950	6,396,950	5,662,100		Final payment in March 2025 (FY 2024-25)
TOTAL LOANS/OBLIGATIONS:		7,114,575	6,396,950	6,396,950	5,662,100	0	

**CITY OF LA CAÑADA FLINTRIDGE
FY 2017-18 ANNUAL BUDGET**

PROGRAM

FUND BALANCE

DEPARTMENT

MEASURE M (Page 1 of 2)

FUND - 27

ADMINISTRATION

In November 2016, Los Angeles County voters approved Measure M which added an additional 1/2-cents to the sales tax collected in Los Angeles County. Measure M funds are used to fund transportation-related improvements. Measure M went into effect on July 1, 2017.

ACCT. NO.	DESCRIPTION	2015-16 ACTUAL	2016-17 BUDGET	2016-17 ESTIMATE	2017-18 ADOPTED	2017-18 MID-YEAR	NOTES/DESCRIPTION
<i>AVAILABLE FUNDS:</i>							
	BEGINNING FUND BALANCE	0	0	0	0		
28- 00- 4411	Measure M Revenues	0	0	0	187,500		9 months of revenue
28- 00- 4610	Interest	0	0	0	500		
	Subtotal - Revenues	0	0	0	188,000	0	
	Transfers In	0	0	0	0		
<i>TOTAL AVAILABLE FUNDS:</i>		0	0	0	188,000	0	

PROGRAM

FUND BALANCE

DEPARTMENT

MEASURE M (Page 2 of 2)

FUND - 27

ADMINISTRATION

ACCT. NO.	DESCRIPTION	2015-16 ACTUAL	2016-17 BUDGET	2016-17 ESTIMATE	2017-18 ADOPTED	2017-18 MID-YEAR	NOTES/DESCRIPTION
	<i>SALARIES & BENEFITS</i>	0	0	0	0		
	<i>OPERATIONS EXPENSES</i>	0	0	0	0		
	<i>CAPITAL OUTLAY</i>	0	0	0	0		
	<i>TRANSFERS</i>	0	0	0	0		
	Transfers Out - To Capital Projects Fund (31)	0	0	0	188,000		FY 17-18: 1801
	TOTAL EXPENDITURES & TRANSFERS:	0	0	0	188,000	0	
	ENDING FUND BALANCE:	0	0	0	0	0	
FUND EQUITY:		0	0	0	0	0	
	Undesignated Measure M Funds	0	0	0	0		
TOTAL FUND EQUITY:		0	0	0	0	0	

**CITY OF LA CAÑADA FLINTRIDGE
FY 2017-18 ANNUAL BUDGET**

PROGRAM

FUND BALANCE

DEPARTMENT

MEASURE R (Page 1 of 2)

FUND - 28

ADMINISTRATION

In November 2008, Los Angeles County voters approved Measure R which added an additional 1/2-cents to the sales tax collected in Los Angeles County. Measure R funds are used to fund transportation-related improvements. Measure R went into effect on July 1, 2009.

ACCT. NO.	DESCRIPTION	2015-16 ACTUAL	2016-17 BUDGET	2016-17 ESTIMATE	2017-18 ADOPTED	2017-18 MID-YEAR	NOTES/DESCRIPTION
<i>AVAILABLE FUNDS:</i>							
	BEGINNING FUND BALANCE	449,400	655,275	655,275	555,700		
28- 00- 4411	Measure R Revenues	230,725	234,700	222,875	227,300		
28- 00- 4610	Interest	9,625	6,000	6,675	6,675		
	Subtotal - Revenues	240,350	240,700	229,550	233,975	0	
	Transfers In	0	0	0	0		
<i>TOTAL AVAILABLE FUNDS:</i>		689,750	895,975	884,825	789,675	0	

PROGRAM

FUND BALANCE

DEPARTMENT

MEASURE R (Page 2 of 2)

FUND - 28

ADMINISTRATION

ACCT. NO.	DESCRIPTION	2015-16 ACTUAL	2016-17 BUDGET	2016-17 ESTIMATE	2017-18 ADOPTED	2017-18 MID-YEAR	NOTES/DESCRIPTION
	<i>SALARIES & BENEFITS</i>	0	0	0	0	0	
	<i>OPERATIONS EXPENSES</i>						
28- 51- 6061	Professional Services	0	80,000	0	80,000		Active Transportation Master Plan
	Subtotal - Operations Expense	0	80,000	0	80,000	0	
	<i>CAPITAL OUTLAY</i>	0	0	0	0		
	<i>TRANSFERS</i>						
	Transfers Out - To Capital Projects Fund (31)	34,475	329,125	329,125	490,825		FY 15-16 Act: 1405 (\$34,475) FY 16-17 Bud: 1405 (\$79,125); 1701 (\$250K) FY 16-17 Est: 1405 (\$59,125); 1605 (\$20K); 1701 (\$250K) FY 17-18 Bud: 1405 (\$77,550); 1801 (\$413,275)
	TOTAL EXPENDITURES & TRANSFERS:	34,475	409,125	329,125	570,825	0	
	ENDING FUND BALANCE:	655,275	486,850	555,700	218,850	0	
FUND EQUITY:		655,275	486,850	555,700	218,850	0	
	Desig: Fthl. Link Bikeway/Ped Greenbelt	355,525	276,400	296,400	218,850		(15-16: \$390K set-aside, less transfers to 1405)
	Undesignated Measure R Fund	299,750	210,450	259,300	0		
	TOTAL FUND EQUITY:	655,275	486,850	555,700	218,850	0	

**CITY OF LA CAÑADA FLINTRIDGE
FY 2017-18 ANNUAL BUDGET**

PROGRAM

FUND BALANCE

DEPARTMENT

PROPOSITION C (Page 1 of 2)

FUND - 29

ADMINISTRATION

In 1990, Los Angeles County voters approved Proposition C which added an additional 1/2-cents to the sales tax collected in Los Angeles County. Proposition C funds are used to fund transportation-related improvements.

ACCT. NO.	DESCRIPTION	2015-16 ACTUAL	2016-17 BUDGET	2016-17 ESTIMATE	2017-18 ADOPTED	2017-18 MID-YEAR	NOTES/DESCRIPTION
<i>AVAILABLE FUNDS:</i>							
	BEGINNING FUND BALANCE	417,800	488,925	488,925	465,750		
29- 00- 4411	Proposition C Revenues	308,175	312,950	312,425	313,975		
29- 00- 4452	MTA Call for Projects	0	343,500	309,150	0		Shuttle Bus purchase
29- 00- 4610	Interest	9,400	7,500	6,525	6,500		
	Subtotal - Revenues	317,575	663,950	628,100	320,475	0	
	Transfers In - General Fund (01)	0	0	0	0		
	Subtotal - Transfers In	0	0	0	0	0	
<i>TOTAL AVAILABLE FUNDS:</i>		735,375	1,152,875	1,117,025	786,225	0	

PROGRAM

FUND BALANCE

DEPARTMENT

PROPOSITION C (Page 2 of 2)

FUND - 29

ADMINISTRATION

ACCT. NO.	DESCRIPTION	2015-16 ACTUAL	2016-17 BUDGET	2016-17 ESTIMATE	2017-18 ADOPTED	2017-18 MID-YEAR	NOTES/DESCRIPTION
	<i>SALARIES & BENEFITS</i>	0	0	0	0	0	
	<i>OPERATIONS EXPENSES</i>						
29- 51- 6053	Memberships & Dues	2,300	2,475	2,300	2,475		SGVCOG
29- 51- 6061	Professional Services	148,725	150,000	116,250	120,350		40% Shuttle Service
	Subtotal - Operations Expense	151,025	152,475	118,550	122,825	0	
	<i>CAPITAL OUTLAY</i>						
29- 51- 8231	Furnishings & Equipment	0	496,350	472,725	0		Shuttle Bus (CFP: \$343,500; Prop C match: \$152,850)
	Subtotal - Capital Outlay	0	496,350	472,725	0	0	
	<i>TRANSFERS</i>						
	Transfers Out - To Capital Projects Fund (31)	95,425	60,000	60,000	52,500		FY 15-16: 1507 (\$95,425) FY 16-17: Bud & Est: 1405 - Link (\$60,000) FY 17-18: Bud: 1801 (\$52,500)
	Subtotal - Transfers Out	95,425	60,000	60,000	52,500	0	
	TOTAL EXPENDITURES & TRANSFERS:	246,450	708,825	651,275	175,325	0	
	ENDING FUND BALANCE:	488,925	444,050	465,750	610,900	0	

FUND EQUITY:	488,925	444,050	465,750	610,900	0	
Desig: Fthl. Link Bikeway/Ped Greenbelt	60,000	0	0	0		Total set-aside of \$60,000 transferred to Fund 31 in 16-17
Undesignated Proposition C Fund	428,925	444,050	465,750	610,900		
TOTAL FUND EQUITY:	488,925	444,050	465,750	610,900	0	

**CITY OF LA CAÑADA FLINTRIDGE
FY 2017-18 ANNUAL BUDGET**

PROGRAM

FUND BALANCE

DEPARTMENT

PROPOSITION A (Page 1 of 2)

FUND - 30

ADMINISTRATION

In 1982, Los Angeles County voters approved Proposition A which added an additional 1/2-cent sales tax collected in Los Angeles County. Proposition A monies are used to fund transportation-related programs.

ACCT. NO.	DESCRIPTION	2015-16 ACTUAL	2016-17 BUDGET	2016-17 ESTIMATE	2017-18 ADOPTED	2017-18 MID-YEAR	NOTES/DESCRIPTION
<i>AVAILABLE FUNDS:</i>							
	BEGINNING FUND BALANCE	142,325	222,225	222,225	274,900		
30- 00- 4411	Proposition A Revenues	370,650	377,300	359,275	366,450		
30- 00- 4610	Interest	5,025	5,000	4,525	4,625		
	Subtotal - Revenues	375,675	382,300	363,800	371,075	0	
	Subtotal - Transfers In	0	0	0	0		
<i>TOTAL AVAILABLE FUNDS:</i>		518,000	604,525	586,025	645,975	0	

PROGRAM

FUND BALANCE

DEPARTMENT

PROPOSITION A (Page 2 of 2)

FUND - 30

ADMINISTRATION

ACCT. NO.	DESCRIPTION	2015-16 ACTUAL	2016-17 BUDGET	2016-17 ESTIMATE	2017-18 ADOPTED	2017-18 MID-YEAR	NOTES/DESCRIPTION
	<i>SALARIES & BENEFITS</i>	0	0	0	0	0	
	<i>OPERATIONS EXPENSES</i>						
30- 51- 6053	Memberships & Dues	5,225	6,075	5,900	5,600		AVCJPA (\$2,500); SGVCOG (\$3,100)
30- 51- 6061	Professional Services	257,250	291,950	220,225	303,950		Dial-A-Ride (\$18,150); Beach Bus (\$12,550) Asst. to MTA Dir. (\$1,250); 60% Shuttle Service (\$255,000); R1 Tour (\$950) Bus Shelter maint. & repair (\$15K); Fiesta Days Shuttle (\$1,050)
	Subtotal - Operations Expenses	262,475	298,025	226,125	309,550	0	
	<i>CAPITAL OUTLAY</i>						
30- 51- 8231	Furnishings & Equipment	1,525	104,525	58,975	10,000		Shuttle Stop decals (\$10K)
	Subtotal - Capital Outlay	1,525	104,525	58,975	10,000	0	
	<i>TRANSFERS</i>						
	Reimbursement - To General Fund (1) - Operating	31,775	26,025	26,025	24,150		Salary Reimbursement
	Subtotal - Transfers	31,775	26,025	26,025	24,150	0	
	TOTAL EXPENDITURES & TRANSFERS:	295,775	428,575	311,125	343,700	0	
	ENDING FUND BALANCE:	222,225	175,950	274,900	302,275	0	
	FUND EQUITY:	222,225	175,950	274,900	302,275	0	
	Desig: Fthl. Link Bikeway/Ped Greenbelt	21,400	21,400	21,400	21,400		Total set-aside of \$21,400
	Undesignated Proposition A Fund	200,825	154,550	253,500	280,875	0	
	TOTAL FUND EQUITY:	222,225	175,950	274,900	302,275	0	

**CITY OF LA CAÑADA FLINTRIDGE
FY 2017-18 ANNUAL BUDGET**

PROGRAM

FUND BALANCE

DEPARTMENT

CAPITAL PROJECTS FUND (Page 1 of 5)

FUND - 31

PUBLIC WORKS

ACCT. NO.	DESCRIPTION	2015-16 ACTUAL	2016-17 BUDGET	2016-17 ESTIMATE	2017-18 ADOPTED	2017-18 MID-YEAR	NOTES/DESCRIPTION
<i>AVAILABLE FUNDS:</i>							
	BEGINNING FUND BALANCE	2,127,950	1,611,850	1,611,850	1,237,100		
31- 00- 4411	Regional Measure R	93,700	829,400	229,400	600,000		16-17: 0911 (Sndwll ret.: \$229,400) 17-18: 1611 (Sndwll II: \$600K)
31- 00- 4452	MTA Call for Projects (CMAQ)	0	122,000	0	304,975		1405 - Link Project
31- 00- 4472	CalRecycle Grant	0	86,500	86,500	0		16-17: 1601 (\$44,500); 1701 (\$42K)
31- 00- 4486	Donations	500,000	6,475	6,475	0		15-16: Lipscomb Bequest (\$500K); 16-17: 1602 (\$2,775) 16-17: 1705 (\$1,400); 1706 (\$2,300)
	Subtotal - Revenues	593,700	1,044,375	322,375	904,975	0	
	Transfer In - Gen. Fund Operating (1)	1,226,225	611,475	611,475	285,150		See Schedule CP-1A
	Transfer In - Gen. Fund Reserves (1)	692,775	492,200	492,200	354,550		See Schedule CP-1B
	Transfer In - Gas Tax (3)	225,500	0	0	157,525		See Schedule CP-3
	Transfer In - Bonds & Grants (4)	20,000	0	0	0		See Schedule CP-4
	Transfer In - Measure M (27)	0	0	0	188,000		See Schedule CP-27
	Transfer In - Measure R (28)	34,475	329,125	329,125	490,825		See Schedule CP-28
	Transfer In - Proposition C (29)	95,425	60,000	60,000	52,500		See Schedule CP-29
	Transfer In - Solid Waste (32)	175,000	150,000	150,000	100,000		See Schedule CP-32
	Subtotal - Transfers In	2,469,400	1,642,800	1,642,800	1,628,550	0	
<i>TOTAL AVAILABLE FUNDS:</i>		5,191,050	4,299,025	3,577,025	3,770,625	0	

PROGRAM

FUND BALANCE

DEPARTMENT

CAPITAL PROJECTS (Page 2 of 5)

FUND - 31

PUBLIC WORKS

ACCT. NO.	DESCRIPTION	2015-16 ACTUAL	2016-17 BUDGET	2016-17 ESTIMATE	2017-18 ADOPTED	2017-18 MID-YEAR	NOTES/DESCRIPTION
	<i>SALARIES & BENEFITS</i>	0	0	0	0	0	
	<i>OPERATIONS EXPENSES</i>	0	0	0	0	0	
	<i>CAPITAL OUTLAY</i>						
31- 50- 0000	Capital Projects	3,579,200	4,242,275	2,339,925	3,652,575		
	Subtotal - Capital Outlay	3,579,200	4,242,275	2,339,925	3,652,575	0	
	<i>TRANSFERS</i>	0	0	0	0	0	
	TOTAL EXPENDITURES & TRANSFERS:	3,579,200	4,242,275	2,339,925	3,652,575	0	
	ENDING FUND BALANCE:	1,611,850	56,750	1,237,100	118,050	0	

PROGRAM

FUND BALANCE

DEPARTMENT

CAPITAL PROJECTS (Page 3 of 5)

FUND - 31

PUBLIC WORKS

ACCT. NO.	DESCRIPTION	2015-16 ACTUAL	2016-17 BUDGET	2016-17 ESTIMATE	2017-18 ADOPTED	2017-18 MID-YEAR	NOTES/DESCRIPTION
<i>FUND EQUITY</i>		1,611,850	56,750	1,237,100	118,050	0	
Designated for:							
0713	City Hall Bldg./Security Improvements	8,000	1,500	8,000	0		
0806	Olberz Park Improvements	8,425	0	8,425	0		
0911	Soundwall	(217,725)	611,675	11,675	0		
0913	Olberz Park Lighting	67,550	0	67,550	0		
1305	Woodleigh Reconstruction	76,025	0	0	0		
1402	Miscellaneous Drainage Improvements	22,750	0	0	0		
1403	Citywide Calsense Controllers	10,100	4,625	0	0		
1405	Foothill Blvd. Link	100	(5,525)	112,225	0		
1501	Street Resurface & Slurry Seal	6,425	38,725	0	0		
1502	Citywide Calsense Controllers	30,875	(1,825)	0	0		
1503	City Hall Access Improvements	212,250	20,000	202,250	0		
1505	Cerro Negro Trail Replacement	2,050	0	0	0		
1506	Foothill/ACH Traffic Signal Optimization	10,475	9,950	9,950	9,950		
1507	Left Turn Arrow/Green Ball - Fthl/Crnshn	0	(2,700)	0	0		
1601	Street Resurface & Slurry Seal	120,175	(500)	2,250	0		
1602	Cherry Canyon Trails Signage	2,450	0	13,725	0		
1604	Memorial Park Monument Sign	8,450	0	18,825	0		
1605	Flashing Beacons at Five Crosswalks	(100)	10,425	7,900	7,900		
1606	Foothill/SR-2 Monument Sign	20,000	0	16,125	0		
1607	Winery Channel Park Rock Veneer Wall	42,700	2,700	2,700	2,700		
1608	Owl Trail Repair	48,875	0	41,875	0		
1609	Miscellaneous Concrete Repairs	7,675	6,750	6,750	0		
1610	Seco Creek Trail	121,425	0	100,425	0		
1611	Soundwalls - Phase II	0	0	(195,825)	0		
1612	Catch Basin Retrofit (Trash TMDL)	66,675	0	34,600	34,600		
1613	Padres Trail Basin Drainage Improvements	277,550	(150)	252,550	(150)		
1614	Emergency Storm Drain - Knight Way	2,550	(900)	2,550	2,550		
1615	Knight Way-Gould Improvement	435,000	0	385,000	0		
1616	Olberz Park Gazebo	60,000	0	60,000	0		
1701	Street Resurface & Slurry Seal	0	0	0	0		
1702	Miscellaneous Concrete Repairs	0	0	0	0		
1703	Miscellaneous Drainage Improvements	0	0	5,000	0		
1704	Miscellaneous Guardrail Improvements	0	0	10,000	0		
1705	FIS Lower Field Access Improvements	0	0	0	0		
1706	Cornishon Fencing & Gate Improvements	0	0	2,800	2,800		
1707	Cerro Negro Trail Repair (Phase 2)	0	0	8,000	0		
1708	Ocean View Slope Repair	0	0	10,000	0		
1709	Memorial Park Restroom Repair	0	0	0	0		
0000	Undesignated	161,125	(638,000)	31,775	57,700		to be allocated to overexp./unfunded projects
TOTAL FUND EQUITY:		1,611,850	56,750	1,237,100	118,050	0	

PROGRAM

FUND BALANCE

DEPARTMENT

CAPITAL PROJECTS (Page 4 of 5)

FUND - 31

PUBLIC WORKS

ACCT. NO.	DESCRIPTION	2015-16 ACTUAL	2016-17 BUDGET	2016-17 ESTIMATE	2017-18 ADOPTED	2017-18 MID-YEAR	NOTES/DESCRIPTION
31- 50- 0713	City Hall Bldg./Security Improvements	0	6,500	0	0		Undesignated
31- 50- 0806	Olberz Park Improvements	0	8,425	0	8,425		GF (for Gazebo design)
31- 50- 0911	Soundwalls	15,525	0	0	0		TCSP (\$225,650); Reg. Meas R (\$4.588M); GF (380,425)
31- 50- 0913	Olberz Park Lighting	0	67,550	0	67,550		Undesignated
31- 50- 1305	Woodleigh Reconstruction	940,975	76,025	76,025	0		GF Oper. (\$100K); GF Reserves (\$1M); BG (\$20K)
31- 50- 1401	Street Resurface & Slurry Seal	6,000	0	0	0		GF (327,200); STP-L (48,750); SW (150K); Pr. Aq. (200K); Meas R (200K)
31- 50- 1402	Miscellaneous Drainage Improvements	2,050	22,750	22,750	0		GF Oper. (\$142K)
31- 50- 1403	Citywide Calsense Controllers	17,400	5,475	5,475	0		GF Oper. (\$27,500)
31- 50- 1404	Lanterman Hse. Trellis Replacement	2,550	0	0	0		GF Oper. (\$25K)
31- 50- 1405	Foothill Blvd. Link	34,375	266,750	7,000	494,750		STP-L (\$75K); R (\$187,775); C (\$60K); MTA - CMAQ (\$304,975)
31- 50- 1501	Street Resurface & Slurry Seal	801,825	6,425	0	0		GF Oper. (\$700K); SW (\$250K); CalR Gnt (\$38,725)
31- 50- 1502	Citywide Calsense Controllers	13,125	32,700	32,700	0		GF Oper.
31- 50- 1503	City Hall Access Improvements	31,975	192,250	10,000	30,000		GF Oper. (\$245K)
31- 50- 1505	Cerro Negro Trail Replacement	98,475	2,050	0	0		GF Oper. (\$47,300); Undesig. (\$61,675)
31- 50- 1506	Foothill/ACH Traffic Signal Optimization	6,000	525	525	0		AQMD (\$25K)
31- 50- 1507	Left Turn Arrow/Green Ball - Fthl/Crnshn	95,425	2,700	0	0		Prop C (\$110,875)
31- 50- 1509	Memorial Park Shade Structure II	14,425	0	0	0		GF Oper.
31- 50- 1601	Street Resurface & Slurry Seal	1,129,325	120,675	117,925	0		GF (\$904,500); SW (\$75K); Gas T. (\$225,500); CR Gnt. (\$44,500)
31- 50- 1602	Cherry Canyon Trails Signage	0	16,200	2,475	13,725		GF Oper. (2,450); Trails Cncl. (\$2,775); Undesig (\$10,975)
31- 50- 1603	Glenola Park Monument Sign	3,350	0	0	0		GF Oper.
31- 50- 1604	Memorial Park Monument Sign	0	18,825	0	18,825		GF Oper. (\$8,450); GF Res. (\$10,375)
31- 50- 1605	Flashing Beacons at Five Crosswalks	100	9,475	12,000	0		Measure R
31- 50- 1606	Foothill/SR-2 Monument Sign	10,000	20,000	3,875	16,125		Lipscomb Bequest (\$30K)
31- 50- 1607	Winery Channel Park Rock Veneer Wall	5,300	68,125	68,125	0		GF Oper. (\$40K); GF Reserves (\$20K); Undesig (\$8,125)
31- 50- 1608	Owl Trail Repair	11,125	48,875	7,000	135,875		GF Oper. (\$60K); GF Res. (\$94K)
31- 50- 1609	Miscellaneous Concrete Repairs	142,325	925	925	0		GF Oper. (\$142,225); GF Reserves (\$7,775)
31- 50- 1610	Seco Creek Trail	33,575	121,425	21,000	100,425		GF Reserves
31- 50- 1611	Soundwalls - Phase II	0	600,000	195,825	404,175		Regional Measure R
31- 50- 1612	Catch Basin Retrofit (Trash TMDL)	113,325	66,675	32,075	0		GF Reserves (\$80K); Solid Waste (\$100K)
31- 50- 1613	Padres Trail Basin Drainage Improvements	22,450	277,700	25,000	252,700		Undesignated
31- 50- 1614	Emergency Storm Drain - Knight Way	28,200	3,450	0	0		GF
31- 50- 1615	Knight Way/Gould/Paulette Improvement	0	435,000	50,000	445,000		Lipscomb Bequest (\$410K); GF (\$25K); GF Res. (\$60K)
31- 50- 1616	Olberz Park Gazebo	0	60,000	0	60,000		Undesignated (\$60K)

PROGRAM

FUND BALANCE

DEPARTMENT

CAPITAL PROJECTS (Page 5 of 5)

FUND - 31

PUBLIC WORKS

ACCT. NO.	DESCRIPTION	2015-16 ACTUAL	2016-17 BUDGET	2016-17 ESTIMATE	2017-18 ADOPTED	2017-18 MID-YEAR	NOTES/DESCRIPTION
31- 50- 1701	Street Resurface & Slurry Seal	0	1,260,000	1,260,225	0		GF Op. (\$611,475); GF Res. (\$46,525); Undesig. (\$100, 225K); SW (\$150K); Mea. R (\$250K); Lipscomb (\$60K) CR Gnt (\$42K)
31- 50- 1702	Miscellaneous Concrete Repairs	0	120,000	120,000	0		GF Reserves
31- 50- 1703	Miscellaneous Drainage Improvements	0	100,000	95,000	5,000		GF Reserves
31- 50- 1704	Miscellaneous Guardrail Improvements	0	40,000	30,000	10,000		GF Reserves
31- 50- 1705	FIS Lower Field Access Improvements	0	4,200	4,200	0		GF Res. (\$2,800); Sprts Coal. donation (\$1,400)
31- 50- 1706	Cornishon Fencing & Gate Improvements	0	9,800	7,000	0		GF Res. (\$7,500); Sprts Coal. donation (\$2,300)
31- 50- 1707	Cerro Negro Trail Repair (Phase 2)	0	25,000	17,000	8,000		GF Reserves
31- 50- 1708	Ocean View Slope Repair	0	120,000	110,000	10,000		GF Reserves
31- 50- 1709	Memorial Park Restroom Roof	0	5,800	5,800	0		Undesignated (\$5,800)
31- 50- 1801	Street Resurface & Slurry Seal	0	0	0	1,250,000		GF Op. (\$285,150); GF Res. (\$153,550); Gas (\$157,525); Prop C (\$52,500); Mea. R (\$413,275); Mea. M (\$188K)
31- 50- 1802	Miscellaneous Concrete Repairs	0	0	0	125,000		GF Res. (\$47K); Undesig. (\$78K)
31- 50- 1803	Miscellaneous Bridge Repairs	0	0	0	112,000		Undesig. (\$97K); SW (\$15K)
31- 50- 1804	Saint Francis HS Xing Flashing Beacon	0	0	0	35,000		SW
31- 50- 1805	Fairmount/Earlmount Intersection Imp.	0	0	0	50,000		SW
Subtotal - Project List		3,579,200	4,242,275	2,339,925	3,652,575	0	

**CITY OF LA CAÑADA FLINTRIDGE
FY 2017-18 ANNUAL BUDGET**

PROGRAM

FUND BALANCE

DEPARTMENT

SOLID WASTE (Page 1 of 2)

FUND - 32

PUBLIC WORKS

The Solid Waste Fund was established in order to respond to the need for integrated solid waste management. State Law (AB 939 and AB 1820) required the City to reduce the amount of waste sent to area landfills 25% by 1995 and 50% by the year 2000. The City has developed and adopted the Source Reduction and Recycling Element (SRRE) and Household Hazardous Waste Element (HHWE) to provide a comprehensive approach toward meeting these goals.

The Solid Waste Program is staffed by a Senior Management Analyst II and Management Aide.

ACCT. NO.	DESCRIPTION	2015-16 ACTUAL	2016-17 BUDGET	2016-17 ESTIMATE	2017-18 ADOPTED	2017-18 MID-YEAR	NOTES/DESCRIPTION
<i>AVAILABLE FUNDS:</i>							
	BEGINNING FUND BALANCE	105,625	184,125	184,125	125,250		
32- 00- 4210	Municipal Code Fines	8,125	9,500	11,700	9,500		Constr. & Demo Ordinance
32- 00- 4410	C&D Administrative Review Fee	18,025	16,000	14,000	16,000		
32- 00- 4420	Solid Waste Management Fee	459,875	425,000	460,000	455,000		10% of all collection fees
32- 00- 4430	State Grant	5,675	5,750	5,550	5,750		Beverage Recycling Grant
32- 00- 4710	Miscellaneous Revenue	650	0	0	0		
	Subtotal - Revenues	492,350	456,250	491,250	486,250	0	
<i>TOTAL AVAILABLE FUNDS:</i>		597,975	640,375	675,375	611,500	0	

PROGRAM

FUND BALANCE

DEPARTMENT

SOLID WASTE (Page 2 of 2)

FUND - 32

PUBLIC WORKS

ACCT. NO.	DESCRIPTION	2015-16 ACTUAL	2016-17 BUDGET	2016-17 ESTIMATE	2017-18 ADOPTED	2017-18 MID-YEAR	NOTES/DESCRIPTION
	<i>SALARIES & BENEFITS</i>	0	0	0	0	0	
	<i>OPERATIONS EXPENSES</i>						
32- 52- 6025	Refuse Collection & Recycling Srvc.	4,525	5,750	5,000	5,750		CH (\$4,100); Lan. House (\$1K); Spec Ev (\$650)
32- 52- 6030	Materials/Supplies	2,250	1,300	2,525	2,525		Earthday sup. (\$200); Dogi W. (\$2,225); Misc. (\$100)
32- 52- 6032	Books & Publications	0	100	0	100		
32- 52- 6033	Postage	0	950	950	950		1 city-wide mailing
32- 52- 6034	Printing & Publishing	0	1,500	500	500		1 brochure/information
32- 52- 6052	Travel, Conferences, Meetings	500	700	600	600		CRRA; SGVJPA; CIWMB
32- 52- 6053	Memberships & Dues	250	300	300	300		CRRA; SWANA
32- 52- 6061	Professional Services	37,550	90,000	40,000	85,000		SB 1066 Ann. Rprt (\$25K); Public Ed. (\$2K); Consultants (\$40K); Regional Agency (\$2K); HHW Program (\$16K)
	Subtotal - Operations Expenses	45,075	100,600	49,875	95,725	0	
	<i>CAPITAL OUTLAY</i>						
32- 52- 8231	Furnishings & Equipment	0	2,400	0	0		One trash can, trash liners & trash tops
	Subtotal - Capital Outlay	0	2,400	0	0	0	
	<i>TRANSFERS</i>						
	Transfer Out - To Gas Tax (03)	0	154,100	154,100	158,725		
	Transfer Out - To Capital Projects (31)	175,000	150,000	150,000	100,000		FY 15-16: 1601; FY 16-17: 1701; FY 17-18: 1801
	Reimbursement - To General Fund (1) - Operating	193,775	196,150	196,150	197,875		Salary Reimbursement
	Subtotal - Transfers	368,775	500,250	500,250	456,600	0	
	TOTAL EXPENDITURES & TRANSFERS:	413,850	603,250	550,125	552,325	0	
	ENDING FUND BALANCE:	184,125	37,125	125,250	59,175	0	
FUND EQUITY:		184,125	37,125	125,250	59,175	0	
	Undesignated	184,125	37,125	125,250	59,175		
TOTAL FUND EQUITY:		184,125	37,125	125,250	59,175	0	

**CITY OF LA CAÑADA FLINTRIDGE
FY 2017-18 ANNUAL BUDGET**

PROGRAM

FUND BALANCE

DEPARTMENT

SLESF STATE GRANT (Page 1 of 2)

FUND - 35

ADMINISTRATION

The City received a grant from the State of California to fund "front line" law enforcement programs. This fund was created to identify and track the state funds.

ACCT. NO.	DESCRIPTION	2015-16 ACTUAL	2016-17 BUDGET	2016-17 ESTIMATE	2017-18 ADOPTED	2017-18 MID-YEAR	NOTES/DESCRIPTION
<i>AVAILABLE FUNDS:</i>							
	BEGINNING FUND BALANCE	29,275	33,775	33,775	0		
35- 00- 4410	State Cops (SLESF) Grant	114,625	100,000	129,325	117,050		
35- 00- 4610	Interest	1,125	500	1,450	1,500		
35- 00- 4710	Miscellaneous Revenue	750	0	0	0		
	Subtotal - Revenues	116,500	100,500	130,775	118,550	0	
	Transfer In - General Fund Operating (1)	61,125	79,150	9,650	67,800		
<i>TOTAL AVAILABLE FUNDS:</i>		206,900	213,425	174,200	186,350	0	

PROGRAM

FUND BALANCE

DEPARTMENT

SLESF STATE GRANT (Page 2 of 2)

FUND - 35

ADMINISTRATION

ACCT. NO.	DESCRIPTION	2015-16 ACTUAL	2016-17 BUDGET	2016-17 ESTIMATE	2017-18 ADOPTED	2017-18 MID-YEAR	NOTES/DESCRIPTION
	<i>SALARIES & BENEFITS</i>	0	0	0	0	0	
	<i>OPERATIONS EXPENSES</i>						
35- 21- 6059	L.A. Co. Sheriff's Department	173,125	179,650	174,200	186,350		Traffic Invest.
	Subtotal - Operations Expenses	173,125	179,650	174,200	186,350	0	
	<i>CAPITAL OUTLAY</i>	0	0	0	0	0	
	<i>TRANSFERS</i>	0	0	0	0	0	
	TOTAL EXPENDITURES & TRANSFERS:	173,125	179,650	174,200	186,350	0	
	ENDING FUND BALANCE:	33,775	33,775	0	0	0	
FUND EQUITY:		33,775	33,775	0	0	0	
	Undesignated SLESF Fund	33,775	33,775	0	0	0	
TOTAL FUND EQUITY:		33,775	33,775	0	0	0	

**CITY OF LA CAÑADA FLINTRIDGE
FY 2017-18 ANNUAL BUDGET**

PROGRAM

FUND BALANCE

DEPARTMENT

A.Q.M.D. TRUST (Page 1 of 2)

FUND - 37

ADMINISTRATION

The City receives AB 2766 monies from the Southern California Air Quality Management District to fund programs to improve air quality.

ACCT. NO.	DESCRIPTION	2015-16 ACTUAL	2016-17 BUDGET	2016-17 ESTIMATE	2017-18 ADOPTED	2017-18 MID-YEAR	NOTES/DESCRIPTION
<i>AVAILABLE FUNDS:</i>							
	BEGINNING FUND BALANCE	243,000	226,250	226,250	216,150		
37- 00- 4420	A.Q.M.D. Trust	26,100	25,325	24,750	25,250		
37- 00- 4423	Tree Partnership Grant	0	20,725	0	0		
37- 00- 4610	Interest	3,750	2,975	2,325	2,375		
37- 00- 4710	Miscellaneous Revenue	1,700	0	0	0		
	Subtotal - Revenues	31,550	49,025	27,075	27,625	0	
	Transfer In - General Fund (1)	0	0	0	0		
<i>TOTAL AVAILABLE FUNDS:</i>		274,550	275,275	253,325	243,775	0	

PROGRAM

FUND BALANCE

DEPARTMENT

A.Q.M.D. TRUST (Page 2 of 2)

FUND - 37

ADMINISTRATION

ACCT. NO.	DESCRIPTION	2015-16 ACTUAL	2016-17 BUDGET	2016-17 ESTIMATE	2017-18 ADOPTED	2017-18 MID-YEAR	NOTES/DESCRIPTION
	<i>SALARIES & BENEFITS</i>	0	0	0	0	0	
	<i>OPERATIONS EXPENSES</i>						
37- 49- 6061	Professional Services	0	36,275	950	1,525		Charging Station Network Plan (\$925); Charge Station maint (\$600)
	Subtotal - Operations Expense	0	36,275	950	1,525	0	
	<i>CAPITAL OUTLAY</i>						
37- 49- 8231	Furnishings & Equipment	48,300	36,300	36,225	12,500		Charger (\$12,500)
	Subtotal - Capital Outlay	48,300	36,300	36,225	12,500	0	
	<i>TRANSFERS</i>						
	Transfer Out - Capital Projects (31)	0	0	0	0		
	Subtotal - Transfers Out	0	0	0	0	0	
	TOTAL EXPENDITURES & TRANSFERS:	48,300	72,575	37,175	14,025	0	
	ENDING FUND BALANCE:	226,250	202,700	216,150	229,750	0	
FUND EQUITY:		226,250	202,700	216,150	229,750	0	
	Foothill Link Project (31-50-00-1405)	138,000	138,000	138,000	138,800		Total set-aside of \$138,800
	Undesignated AQMD Fund	88,250	64,700	78,150	90,950		
	TOTAL FUND EQUITY:	226,250	202,700	216,150	229,750	0	

**CITY OF LA CAÑADA FLINTRIDGE
FY 2017-18 ANNUAL BUDGET**

PROGRAM

FUND BALANCE

DEPARTMENT

PROPERTY ACQUISITION FUND (Page 1 of 2)

FUND - 38

ADMINISTRATION

The Property Acquisition Fund was created for the purpose of designating monies to be used for the future acquisition of property. Revenues are derived from donations or funds set-aside by the City Council for this purpose.

ACCT. NO.	DESCRIPTION	2015-16 ACTUAL	2016-17 BUDGET	2016-17 ESTIMATE	2017-18 ADOPTED	2017-18 MID-YEAR	NOTES/DESCRIPTION
<i>AVAILABLE FUNDS:</i>							
	BEGINNING FUND BALANCE	400,000	500,000	500,000	307,300		
38- 00- 4140	Property Tax	100,000	0	0	0		
	Subtotal - Revenues	100,000	0	0	0	0	
	Transfer In - General Fund Reserves (1)	0	5,500,000	5,500,000	1,200,000		
<i>TOTAL AVAILABLE FUNDS:</i>		500,000	6,000,000	6,000,000	1,507,300	0	

PROGRAM

FUND BALANCE

DEPARTMENT

PROPERTY ACQUISITION FUND (Page 2 of 2)

FUND - 38

ADMINISTRATION

ACCT. NO.	DESCRIPTION	2015-16 ACTUAL	2016-17 BUDGET	2016-17 ESTIMATE	2017-18 ADOPTED	2017-18 MID-YEAR	NOTES/DESCRIPTION
	<i>SALARIES & BENEFITS</i>	0	0	0	0		
	<i>OPERATIONS EXPENSES</i>						
38- 50- 6061	Professional Services	0	125,000	35,600	393,200		Prgrm Mngr. (\$193,200); Other Prof Srvcs (\$200K) Civic Center construction-related legal services
38- 50- 6064	Special Counsel	0	0	0	100,000		
	Subtotal - Operations Expense	0	125,000	35,600	493,200		
	<i>CAPITAL OUTLAY</i>						
38- 50- 8231	Furnishings & Equipment	0	25,000	0	0		Civic Center construction
38- 50- 8233	Building Improvements	0	0	0	1,000,000		
38- 50- 9580	Land Acquisition	0	5,700,000	5,657,100	0		
	Subtotal - Capital Outlay	0	5,725,000	5,657,100	1,000,000	0	
	<i>TRANSFERS</i>						
	Transfer Out - Capital Projects (31)	0	0	0	0		
	TOTAL EXPENDITURES & TRANSFERS:	0	5,850,000	5,692,700	1,493,200	0	
	ENDING FUND BALANCE:	500,000	150,000	307,300	14,100	0	
FUND EQUITY:		500,000	150,000	307,300	14,100	0	
	Undesignated	500,000	150,000	307,300	14,100	0	
TOTAL FUND EQUITY:		500,000	150,000	307,300	14,100	0	

**CITY OF LA CAÑADA FLINTRIDGE
FY 2017-18 ANNUAL BUDGET**

PROGRAM

FUND BALANCE

DEPARTMENT

SEWER IMPROVEMENT FUND 04-1 (Page 1 of 2)

FUND - 41

PUBLIC WORKS

The Sewer Improvement Fund is a City created fund to track revenues and expenditures related to the acquisition and construction of the residential and commercial sewer systems constructed under an assessment district proceeding.

ACCT. NO.	DESCRIPTION	2015-16 ACTUAL	2016-17 BUDGET	2016-17 ESTIMATE	2017-18 ADOPTED	2017-18 MID-YEAR	NOTES/DESCRIPTION
AVAILABLE FUNDS:							
	BEGINNING FUND BALANCE	1,186,925	1,178,575	1,178,575	1,242,975		
41- 80- 4420	Sewer Maintenance Fees 3A	229,025	213,000	234,200	236,300		
41- 00- 4610	Interest	21,450	18,500	19,300	19,950		
	Sub-total - Revenues	250,475	231,500	253,500	256,250	0	
	Transfers In	0	0	0	0	0	
TOTAL AVAILABLE FUNDS:		1,437,400	1,410,075	1,432,075	1,499,225	0	

PROGRAM

FUND BALANCE

DEPARTMENT

SEWER IMPROVEMENT FUND 04-1 (Page 2 of 2)

FUND - 41

PUBLIC WORKS

ACCT. NO.	DESCRIPTION	2015-16 ACTUAL	2016-17 BUDGET	2016-17 ESTIMATE	2017-18 ADOPTED	2017-18 MID-YEAR	NOTES/DESCRIPTION
	<i>SALARIES & BENEFITS</i>	0	0	0	0		
	<i>OPERATIONS EXPENSES</i>						
41- 40- 6011	Professional Services (AD 04-1 - 3A)	6,600	8,000	7,600	8,000		Willdan (3A Admin; City of LA connection rpts) City of LA (3A fees); ADS (flow monitoring)
41- 80- 7113	Sewer Maintenance (SPA 3A)	180,075	185,000	181,500	184,050		
	Subtotal - Operations Expenses	186,675	193,000	189,100	192,050		
	<i>CAPITAL OUTLAY</i>						
41- 00- 8239	Street Improvements	72,150	0	0	0		District 3 Slurry Seal
	Subtotal - Capital Outlay	72,150	0	0	0	0	
	Transfers	0	0	0	0	0	
	TOTAL EXPENDITURES & TRANSFERS:	258,825	193,000	189,100	192,050	0	
	ENDING FUND BALANCE:	1,178,575	1,217,075	1,242,975	1,307,175	0	
FUND EQUITY:		1,178,575	1,217,075	1,242,975	1,307,175	0	
	Undesignated 04-1 Improvement Fund	0	0	0	0	0	
TOTAL FUND EQUITY:		1,178,575	1,217,075	1,242,975	1,307,175	0	

**CITY OF LA CAÑADA FLINTRIDGE
FY 2017-18 ANNUAL BUDGET**

PROGRAM

FUND BALANCE

DEPARTMENT

SEWER REDEMPTION FUND 04-1 (Page 1 of 2)

FUND - 42

PUBLIC WORKS

The Sewer Redemption Fund is a City created fund to track revenues and expenditures related to the sewer assessments collected for the residential and commercial sewer systems constructed under an assessment district proceeding.

ACCT. NO.	DESCRIPTION	2015-16 ACTUAL	2016-17 BUDGET	2016-17 ESTIMATE	2017-18 ADOPTED	2017-18 MID-YEAR	NOTES/DESCRIPTION
AVAILABLE FUNDS:							
	BEGINNING FUND BALANCE	(5,000)	0	0	0	0	
42- 00- 4410	Sewer Assess. Fees (AD 04-1)	1,826,650	1,805,000	1,804,000	1,799,000		
42- 00- 4412	Prepayments (AD 04-1)	36,950	10,000	7,000	7,500		
42- 00- 4413	Penalties	4,325	2,000	1,600	2,000		
42- 00- 4420	Administrative Fee (AD 04-1)	38,425	38,000	38,000	37,925		\$30/parcel x 1,264 parcels
42- 00- 4610	Interest	1,450	750	675	800		
	Subtotal - Revenues	1,907,800	1,855,750	1,851,275	1,847,225	0	
	Transfers In	0	0	0	0		
TOTAL AVAILABLE FUNDS:		1,902,800	1,855,750	1,851,275	1,847,225	0	

PROGRAM

FUND BALANCE

DEPARTMENT

SEWER REDEMPTION FUND 04-1 (Page 2 of 2)

FUND - 42

PUBLIC WORKS

ACCT. NO.	DESCRIPTION	2015-16 ACTUAL	2016-17 BUDGET	2016-17 ESTIMATE	2017-18 ADOPTED	2017-18 MID-YEAR	NOTES/DESCRIPTION
	<i>SALARIES & BENEFITS</i>	0	0	0	0	0	
	<i>OPERATIONS EXPENSES</i>						
42- 40- 6010	Professional Services (AD 04-1)	16,925	19,175	17,050	19,175		Willdan Financial (\$17,000); Other (\$2,175)
	Subtotal - Operations Expenses	16,925	19,175	17,050	19,175	0	
	<i>CAPITAL OUTLAY</i>	0	0	0	0	0	
	<i>TRANSFERS</i>						
	Reimbursement - to General Fund (1) - Operating	21,500	18,825	20,950	18,750		Admin. Fee revenue less Prof. Srvs expenditures
	Transfer Out - To SDSF (43)	1,864,375	1,817,750	1,813,275	1,809,300		
	Subtotal - Transfers	1,885,875	1,836,575	1,834,225	1,828,050	0	
	TOTAL EXPENDITURES & TRANSFERS:	1,902,800	1,855,750	1,851,275	1,847,225	0	
	ENDING FUND BALANCE:	0	0	0	0	0	

FUND EQUITY:	0	0	0	0	0	0	
Undesignated 04-1 Redemption Fund	0	0	0	0	0	0	
TOTAL FUND EQUITY:	0	0	0	0	0	0	

**CITY OF LA CAÑADA FLINTRIDGE
FY 2017-18 ANNUAL BUDGET**

PROGRAM

FUND BALANCE

DEPARTMENT

SEWER DEBT SERVICE FUND 04-1 (Page 1 of 2)

FUND - 43

PUBLIC WORKS

The Sewer Debt Service Fund is a City created fund to track revenues and expenditures related to the sewer debts incurred for the residential and commercial sewer systems constructed under an assessment district proceeding.

ACCT. NO.	DESCRIPTION	2015-16 ACTUAL	2016-17 BUDGET	2016-17 ESTIMATE	2017-18 ADOPTED	2017-18 MID-YEAR	NOTES/DESCRIPTION
<i>AVAILABLE FUNDS:</i>							
	BEGINNING FUND BALANCE	6,435,775	6,698,800	6,698,800	6,909,600		
43- 00- 4610	Interest Income	98,050	102,000	97,000	99,025		
	Subtotal - Revenues	98,050	102,000	97,000	99,025	0	
	Transfer In - SRF (42)	1,864,375	1,817,750	1,813,275	1,809,300		
<i>TOTAL AVAILABLE FUNDS:</i>		8,398,200	8,618,550	8,609,075	8,817,925	0	

PROGRAM

FUND BALANCE

DEPARTMENT

SEWER DEBT SERVICE FUND 04-1 (Page 2 of 2)

FUND - 43

PUBLIC WORKS

ACCT. NO.	DESCRIPTION	2015-16 ACTUAL	2016-17 BUDGET	2016-17 ESTIMATE	2017-18 ADOPTED	2017-18 MID-YEAR	NOTES/DESCRIPTION
	<i>SALARIES & BENEFITS</i>	0	0	0	0	0	
	<i>OPERATIONS EXPENSES</i>						
43- 40- 6010	Professional Services	1,250	1,250	1,300	1,300		BoNY trustee fee
43- 40- 6037	Principal Loan Payment (SRF)	1,263,550	1,292,600	1,292,625	1,322,350		
43- 40- 6039	Interest Expense	245,650	229,225	229,225	212,425		
43- 40- 6041	Loan Service Charge	188,950	176,325	176,325	163,400		
	Subtotal - Operations Expenses	1,699,400	1,699,400	1,699,475	1,699,475	0	
	<i>CAPITAL OUTLAY</i>	0	0	0	0	0	
	<i>TRANSFERS</i>	0	0	0	0		
TOTAL EXPENDITURES & TRANSFERS:		1,699,400	1,699,400	1,699,475	1,699,475	0	
ENDING FUND BALANCE:		6,698,800	6,919,150	6,909,600	7,118,450	0	

FUND EQUITY:	6,698,800	6,919,150	6,909,600	7,118,450	0	
Reserved for future debt service	6,698,800	6,919,150	6,909,600	7,118,450		Set-aside for final payments to SWRCB
TOTAL FUND EQUITY:	6,698,800	6,919,150	6,909,600	7,118,450	0	

LOANS/OBLIGATIONS:						
Due to SWRCB (Loan)	17,632,075	16,339,475	16,339,475	15,017,125		Final payment in October 2027 (FY 2027-28)
TOTAL LOANS/OBLIGATIONS:	17,632,075	16,339,475	16,339,475	15,017,125	0	

COMBINED CHANGES IN FUND BALANCE

COMBINED CHANGES IN FUND BALANCE

Fund	Estimated Beginning Fund Bal.	Reimburse./			Transfers Out /			Estimated Ending Fund Bal.
		Adopted Revenues	Transfers In	Total Available	Adopted Expend.	Other Outlays	Total Reductions	
01 General Fund	12,804,200	13,767,900	461,575	27,033,675	13,704,125	1,979,900	15,684,025	11,349,650
02 Traffic Safety Fund	0	88,200	0	88,200	0	88,200	88,200	0
03 State Gas Tax	14,400	596,000	158,725	769,125	611,600	157,525	769,125	0
04 Bonds & Grants Fund	37,125	78,150	0	115,275	83,150	0	83,150	32,125
05 T.D.A.	0	13,650	0	13,650	13,650	0	13,650	0
11 Comm. Dev. Block Grant	0	58,225	0	58,225	58,225	0	58,225	0
20 Sanitation	0	5,500	0	5,500	5,500	0	5,500	0
21 Sewer Improv. 98-1	0	0	0	0	0	0	0	0
22 Sewer Redemp. 98-1	0	566,375	0	566,375	13,000	553,375	566,375	0
23 Sewer Debt Serv. 98-1	888,825	16,000	540,400	1,445,225	434,375	0	434,375	1,010,850
24 Sewer Improv. 02-1	(995,100)	0	0	(995,100)	0	0	0	(995,100)
25 Sewer Redemp. 02-1	0	984,250	0	984,250	16,500	967,750	984,250	0
26 Sewer Debt Serv. 02-1	4,092,125	60,125	948,125	5,100,375	888,375	0	888,375	4,212,000
27 Measure M	0	188,000	0	188,000	188,000	188,000	376,000	(188,000)
28 Measure R	555,700	233,975	0	789,675	80,000	490,825	570,825	218,850
29 Proposition C	465,750	320,475	0	786,225	122,825	52,500	175,325	610,900
30 Proposition A	274,900	371,075	0	645,975	319,550	24,150	343,700	302,275
31 Capital Projects Fund	1,237,100	904,975	1,628,550	3,770,625	3,652,575	0	3,652,575	118,050
32 Solid Waste	125,250	486,250	0	611,500	95,725	456,600	552,325	59,175
35 SLESF State Grant	0	118,550	67,800	186,350	186,350	0	186,350	0
37 A.Q.M.D. Trust	216,150	27,625	0	243,775	14,025	0	14,025	229,750
38 Property Acquisition Fund	307,300	0	1,200,000	1,507,300	1,000,000	0	1,000,000	507,300
41 Sewer Improv. 04-1	1,242,975	256,250	0	1,499,225	192,050	0	192,050	1,307,175
42 Sewer Redemp. 04-1	0	1,847,225	0	1,847,225	19,175	1,828,050	1,847,225	0
43 Sewer Debt Serv. 04-1	6,909,600	99,025	1,809,300	8,817,925	1,699,475	0	1,699,475	7,118,450
TOTAL	28,176,300	21,087,800	6,814,475	56,078,575	23,398,250	6,786,875	30,185,125	25,893,450

APPROPRIATIONS LIMIT

A RESOLUTION OF THE CITY COUNCIL OF THE CITY OF
LA CAÑADA FLINTRIDGE ADOPTING THE APPROPRIATION
LIMIT FOR FISCAL YEAR 2017-18 AT \$20,389,073

WHEREAS, on November 7, 1979, the voters of the State of California approved Proposition 4, the addition of Article XIII B to the State Constitution placing various limitations on the appropriations of state and local governments; and,

WHEREAS, Article XIII B provided for establishing fiscal year 1978-79 and the adopted spending appropriation for that year as the base for calculating future years' appropriations limits; and,

WHEREAS, Article XIII B provided for establishing each fiscal year's limit by adjusting the immediately prior year's limit by a factor comprised of the change in local population combined with either the change in California per capita personal income or the change in the U.S. Consumer Price Index, whichever is less; and,

WHEREAS, in June 1990, the voters of the State of California approved Proposition 111 which amended Article XIII B of the California State Constitution to establish the limit originally calculated for fiscal year 1986-87 as a new adjustment base and to change the definition of the cost of living to be either the percentage change in California per capita personal income from the preceding year or the percentage change in the local assessment roll from the preceding year for the jurisdiction due to the addition of local non-residential new construction; and,

WHEREAS, Proposition 111 further modified Article XIII B requirements by making certain capital outlay, debt service, emergency and court ordered expenditures not subject to the limit and by allowing expenditures in excess of one year's limit to be offset by underexpenditures in an immediately following year;

NOW, THEREFORE, BE IT RESOLVED that the City Council of the City of La Cañada Flintridge, in accordance with the provisions of Proposition 111, formally elects to use City of La Cañada Flintridge population changes rather than county-wide population changes and California per capita income changes rather than U.S. Consumer Price Index changes in determining its Appropriations Limit for FY 2017-18. Be it further resolved that the City Council hereby adopts its Appropriations Limit for FY 2017-18 as \$20,389,073.

PASSED, APPROVED AND ADOPTED THIS 18th DAY OF JULY, 2017.

Michael T. Davitt, Mayor

ATTEST:

Tania Moreno, City Clerk

APPROPRIATIONS LIMIT TABLE

Year	Appropriations Limit	Change in Per Capita Pers. Income	Change in Population	Multiplier	Expenditures to Limit Margin	Revenues to Limit Margin
1992-93	7,144,032	1.0272	1.0096	1.0371	813,282	3,748,382
1993-94	7,409,076	1.0071	1.0075	1.0147	433,801	3,880,476
1994-95	7,517,989	1.0472	1.0033	1.0506	793,739	3,824,339
1995-96	7,898,399	1.0467	1.0048	1.0517	925,924	4,020,199
1996-97	8,306,746	1.0467	1.0124	1.0597	841,246	4,266,346
1997-98	8,802,659	1.0415	1.0139	1.0559	(370,641)	4,510,684
1998-99	9,294,728	1.0453	1.0166	1.0626	(1,819,747)	4,526,428
1999-00	9,876,578	1.0491	1.0175	1.0675	(3,127,722)	4,951,303
2000-01	10,543,247	1.0782	1.0166	1.0960	(167,853)	5,255,897
2001-02	11,555,399	0.9873	1.0177	1.0047	7,202,049	6,170,299
2002-03	11,609,709	1.0231	1.0166	1.0400	(3,651,241)	6,016,659
2003-04	12,074,097	1.0328	1.0138	1.0470	(15,138,295)	6,724,030
2004-05	12,641,580	1.0684	1.0118	1.0810	(24,207,952)	7,297,148
2005-06	13,463,283	1.0396	1.0078	1.0477	(22,636,893)	7,183,182
2006-07	14,105,482	1.0442	1.0072	1.0517	(21,760,090)	6,988,310
2007-08	14,834,735	1.0429	1.0086	1.0518	(15,081,226)	7,294,949
2008-09	15,603,174	1.0062	1.0090	1.0153	(6,428,397)	8,066,653
2009-10	15,841,903	0.9746	1.0058	0.9803	(5,742,608)	7,130,067
2010-11	15,529,817	1.0251	1.0020	1.0272	(6,884,447)	7,613,928
2011-12	15,952,228	1.0377	1.0038	1.0416	(4,411,109)	7,895,466
2012-13	16,615,841	1.0512	1.0069	1.0585	(5,403,057)	8,663,343
2013-14	17,587,868	0.9977	1.0078	1.0055	(4,699,574)	8,380,126
2014-15	17,684,601	1.0382	1.0082	1.0467	(3,965,353)	8,701,672
2015-16	18,510,472	1.0537	1.0085	1.0627	(4,220,371)	9,240,679
2016-17	19,671,079	1.0369	0.9996	1.0365	(3,502,377)	9,958,673
2017-18	20,389,073					

Formula: Old Appropriation Limit x Multiplier (i.e. Change in Per Capita Personal Income x Change in Population)
 To determine "Change in Population", use L.A. County Rate + 100 divided by 100

REVENUES/EXPENDITURES TO APPROPRIATIONS LIMIT MARGIN FY 2017-18

Proceeds of Taxes (Revenue Subject to Limit)	
Sales Tax	2,760,800
Real Property Transfer Tax	283,925
Property Tax **	4,637,000
Property Tax (In-Lieu)	2,250,425
Business License Fees	201,425
Vehicle License Fees	9,300
Off-Highway Vehicle	0
Gain/Loss on Sale of Investments	0
Interest Earnings*	287,525
Total	10,430,400

* 10% of total interest allocated to Non-Proceeds of Taxes.

Revenues to Appropriation Limit Margin:

20,389,073
- 10,430,400
<u>9,958,673</u>

Expenditures to Appropriation Limit Margin:

20,389,073
- 23,891,450 ***
<u>(3,502,377)</u>

**Includes \$5,500 allocated to Sanitation Fund

*** From FY budget (total expenditures)

Non-Proceeds of Taxes (Revenue Not Subject to Limit)	
Franchise Fees	640,950
Municipal Code Fines	22,400
Tree Ordinance	17,500
Parking Fines	30,850
Administrative Penalties/STAR Reimb.	11,875
Film Permit Fees	22,500
Zoning Fees	274,125
Environmental Assessment	17,575
Use of Fields	4,100
Lanterman Auditorium	153,800
Service Charges/Tobacco Lic. Fee/DAE Fee	1,975
General Plan Maintenance Fee	36,800
Bldg. Permit/Plan Check	1,843,800
Specific Plan/Decal/Charging Fees	20,675
Public Works Permits Fees	54,000
Industrial Waste Permit Fees	13,300
Miscellaneous Revenue/Donations	43,675
Public Works Reimbursements	4,000
Lighting Reimbursement	4,000
Parking Lot Lease	3,475
Cerro Negro Lease/Montessori Rental	86,175
Traffic Safety (Vehicle Code Fines)	88,200
Gas Tax & Proposition 42 & Interest	596,000
Bonds & Grants Fund & Interest	78,150
TDA SB 821 & Interest	13,650
CDBG	58,225
Sewer Improvement Funds (All)	256,250
Sewer Redemption Funds (All)	3,397,850
Sewer Debt Service Funds (All)	175,150
Measure R/Interest	233,975
Proposition C/Interest	320,475
Proposition A/Interest	371,075
Capital Projects Revenue	904,975
Solid Waste Fund (Waste Hauler Permit Fee)	486,250
Measure M/Interest	188,000
SLESF	118,550
AQMD AB 2766/Interest	27,625
Interest Earnings*	31,950
Total	10,653,900

BUDGET REFERENCE MATERIAL

Resolution No. 17-__

A RESOLUTION OF THE CITY COUNCIL OF THE CITY OF
LA CAÑADA FLINTRIDGE ADOPTING THE ANNUAL BUDGET
AND FINANCIAL PLAN FOR FISCAL YEAR 2017-18

WHEREAS, the City Council of the City of La Cañada Flintridge is desirous of establishing an Annual Budget and Financial Plan for fiscal year 2017-18; and,

WHEREAS, the City Council of the City of La Cañada Flintridge has reviewed and considered budget documentation and has received input from the City's Commissions, citizens, staff and interested individuals;

NOW, THEREFORE, the City Council of the City of La Cañada Flintridge does hereby find, determine and resolve as follows:

1. The Fiscal Year 2017-18 Annual Budget & Financial Plan is hereby adopted, attached hereto, and made a part hereof;
2. The City Manager is hereby authorized to make expenditures in accordance with the FY 2017-18 Annual Budget & Financial Plan as adopted with the exception of those expenditures which require City Council approval in accordance with the ordinances and regulations of the City. Such approval shall be secured as prescribed.

PASSED, APPROVED AND ADOPTED THIS 18TH DAY OF JULY, 2017.

Michael T. Davitt, Mayor

ATTEST:

Tania Moreno, City Clerk

GLOSSARY OF BUDGET TERMS

Allocate -	To divide a lump-sum appropriation, which is designated for expenditure, by specific organization units and/or specific purposes, activities or objects.
Annual Budget -	A budget applicable to a single fiscal year.
Appropriation -	An authorization made by the City Council which permits the City to incur obligations and to make expenditures of resources.
Audit -	Prepared by an independent Certified Public Accountant (CPA), the primary objective of an audit is to determine if the City's financial statements present fairly the City's financial position and results of operations in conformity with generally accepted accounting principles. In conjunction with their performance of an audit, it is customary for an independent auditor to issue a Management Letter stating the adequacy of the City's internal controls as well as recommending improvements to the City's financial management practices.
Budget -	A financial plan for a specified period of time that matches planned revenues and expenditures to municipal services.
Budget Calendar -	A schedule of key dates which the City follows in the preparation, adoption and administration of the annual budget.
Budget Detail -	Support information and notes which describe in detail the purpose for specific budget line items and the allocation of funds.
Budget Message -	Included in the opening section of the budget, the budget message provides the City Council and the public with a general summary of the most important aspects of the budget, changes from the previous fiscal years and the views and recommendations of the City Manager.
CJPIA -	California Joint Powers Insurance Authority
Capital Improvement Plan -	A five-year plan to provide for the maintenance or replacement of existing public facilities and assets and for the construction or acquisition of new ones.
Contingency -	An appropriation of funds to cover unforeseen events that occur during the fiscal year, such as disaster emergencies, federal and/or state mandates, shortfall in revenues, or other unanticipated events.

Contract Services -	Services rendered to the City by private firms, individuals or other governmental agencies. Examples include law enforcement, legal services, animal control, traffic engineering, traffic signal maintenance, road maintenance, tree trimming, building inspection, recycling collection, custodial services, etc.
Department -	A major organizational unit of the City which has been assigned overall management responsibility for an operation or a group of related operations within a functional area.
Designated Fund Balance -	A portion of unreserved fund balance designated for a specific future use.
Encumbrance -	The legal commitment of appropriated funds to purchase an item or service. To encumber funds means to set aside or commit funds for a future expenditure.
Expenditure -	The outflow of funds paid, or to be paid, for an asset obtained or goods and services acquired regardless of when the expense is actually paid. This term applies to all funds. An encumbrance is not an expenditure; an encumbrance reserves funds to be expended.
Fee for Services -	Charges paid to the City by users of a service to help defray the costs of providing that service.
Fiscal Year -	The beginning and ending period for recording financial transactions. The City has specified July 1 through June 30 as its fiscal year.
Fixed Assets -	Assets of long-term nature, such as: land; buildings; machinery; furniture; and other equipment. The City has defined such assets as those with an expected life in excess of one year and an acquisition cost in excess of \$10,000.
Franchise Fee -	A fee charged for the privilege of using public rights-of-way and property within the City for public or private purposes. The City currently assesses franchise fees on cable television and utility companies.
Fund -	An accounting entity that records all financial transactions for specific activities or governmental functions. The generic fund types used by the City are: General; Traffic Safety; State Gas Tax; Bonds & Grants; T.D.A.; Gas Tax; Sanitation/Sewer; Debt Service; Prop. C; Prop. A; Property Acquisition; Solid Waste; Capital Projects; SLESF; LLEBG and AQMD Trust.
Fund Balance -	The excess of current assets over current liabilities and the cumulative effect of revenues and other financing sources over expenditures and other financing uses.
General Fund -	The primary operating fund of the City, all revenues that are not allocated by law or contractual agreement to a specific fund are accounted for in the general fund. With the exception of subvention or grant revenues restricted for specific uses, general fund resources can be utilized for any legitimate governmental purpose.

Goal -	A statement of broad direction, purpose or intent.
Infrastructure -	The physical assets of the City, i.e. streets, sidewalks, gutters, sewers, public buildings, bridges, parks, traffic signals, street signs, etc., and the support structures within a development.
Investment Revenue -	Revenue received as interest from the investment of funds not immediately required to meet cash disbursement obligations.
Key Objective -	A statement of specific direction, purpose or intent based on the needs of the community and the goals established for a specific program.
Line-Item Budget -	A budget that lists detailed expenditure categories (salaries, materials, telephone charges, travel, etc.) separately, along with the amount budgeted for each specified category (Personnel, Operations, Capital).
Municipal -	In its broadest sense, an adjective which denotes the state and all subordinate units of government. In a more restricted sense, an adjective which denotes a city or village as opposed to other forms of local government.
Operating Budget -	The portion of the budget which pertains to the daily operations of providing basic governmental services. The program budgets contained within the Annual Budget form the operating budget.
Policy -	A direction that must be followed in order to advance toward a goal. The direction can be a course of action or a guiding principle.
Program -	A grouping of activities organized to accomplish basic goals and objectives.
Program Budget -	A budget that focuses upon the goals and objectives of an agency or jurisdiction rather than upon its organizational budget units or object classes of expenditure.
Property Tax -	A statutory limited tax levy which may be imposed for any purpose.
Reserve -	That portion of a fund's balance designated and/or legally restricted for a specific purpose and is, therefore, not available for general appropriation.
Revenue -	Funds that the City receives as income. It includes such items as tax payments, fees from various services, receipts from other governments, fines, forfeitures, grants, shared income, and interest earnings.
Risk Management -	An organized attempt to protect assets, in the most cost-effective manner, against accidental loss.

- Sales Tax - A tax on the purchase of goods and services. The current Los Angeles County sales tax rate is 8.25%
- Special Assessment - A compulsory levy made against certain properties to defray part or all of the costs of a specific improvement or service deemed to primarily benefit those parties.
- Special Revenue Funds - Proceeds from specific revenue sources (other than trusts or major capital projects) that are legally restricted for specific purposes.
- Subventions - Revenues collected by the State (or other level of government) which are allocated to the City on a formula basis. The major subventions received by the City from the State of California and County of Los Angeles include: sales tax, no/low property tax cities allocation, vehicle license fees, gas tax, and cigarette tax.
- Trust and Agency Funds - Also known as Fiduciary Fund Types, these funds are used to account for assets held by the City in a trustee capacity or as an agent for private individuals, organizations or other governmental agencies.
- User Fees - The payment of a fee for direct receipt of service by the party benefiting from the service.
- Working Capital - The difference between current assets and current liabilities.

DESCRIPTION OF REVENUE SOURCES

- Sales Tax -** Sales tax is levied on all tangible retail goods sold within the City of La Cañada Flintridge. An 9.00% tax is levied at the site where the sale is made with one percent remitted back to the City by the State.
- Franchise Fees -** A franchise fee is charged for the privilege of using public right-of-way and property within the City for public or private purposes.
- Real Property Transfer Tax -** Collected by the County Auditor-Controller and is based on the value of property sold or otherwise changed in title. The rate is proscribed by the State Revenue & Taxation Code.
- Property Tax -** Property Tax which is collected by the County Auditor-Controller and is based on the full value of property as determined by the County Assessor's office. The City of La Cañada Flintridge, upon incorporation, elected to become a "no property tax city", thus, does not assess a local property tax. As part of an equity distribution of property tax monies collected by the County, the City shares a small percentage of the County's property tax assessment.
- Business License Fees -** Fees collected by the City based on the type of business and number of employees. A home occupation permit is also required for residents who conduct businesses out of their homes.
- Fines & Forfeitures -** Fines and forfeitures are remitted to the City from the Los Angeles County court system for legal violations (vehicle, municipal and other code violations) which occur in the City.
- Revenue from Other Agencies -** Monies collected and/or received by other governmental agencies and remitted to the City. The State and MTA collect and return the appropriate amounts of certain fees according to formulas established by law. The most significant of these fees include the Proposition A and C and Vehicle License Fees. The Pasadena Humane Society collects and remits animal registration license fees. The La Canada Unified School District reimburses the City for their proportionate share of the S.T.A.R. Program costs.
- Charges for Current Services -** These charges are directly assessed to individuals for specific services rendered by the City. They include: charges to process or issue building permits; costs to conduct engineering and plan reviews of building projects; fees associated with filing subdivisions, zone change requests and environmental assessments; reimbursement of costs for photocopies and supplies; and fees for the privilege of using public property in motion picture, still photography, radio broadcasting or television production.
- Special Fund Revenues -** Monies which are received by the City which have a specific purpose and/or are restricted as to how they may be expended.

FIVE YEAR CAPITAL IMPROVEMENT PROGRAM

FIVE-YEAR CAPITAL IMPROVEMENTS PLAN (CIP)

FUND SOURCE	PROJECT DESCRIPTION	PHASE	Special Funds 2017-18	General Fund 2017-18	General Fund 2018-19	General Fund 2019-20	General Fund 2020-21	General Fund 2021-22	Est. Project Total (All Yrs.)
FY16-17 YE Est = \$1,324,400 (1701)									
1a General	Citywide Street Resurfacing Program	Resurfacing (17-18)	0	1,250,000	1,500,000	1,500,000	1,500,000	1,500,000	[ongoing]
	Meas. R, Gas Tax								
	SW, Prop. Acq., CalRecycle	Sub-total	0	1,250,000	1,500,000	1,500,000	1,500,000	1,500,000	[ongoing]
FY16-17 YE Est = \$84K									84,000
1b General	Knight-Gould-Paulette (Lipscomb) Improvements	Resurfacing	0	411,000	0	0	0	0	411,000
		Sub-total	0	411,000	0	0	0	0	495,000
FY16-17 YE Est = \$90K									
2 General	Miscellaneous Drainage Improvements	Design & Const. (16-17)	0	10,000	100,000	100,000	100,000	100,000	410,000
		Design & Const. (17-18)	0	50,000	0	0	0	0	50,000
		Sub-total	0	60,000	100,000	100,000	100,000	100,000	460,000
FY15-16 YE Est = \$0									271,500
3 Prop A (Excess)	Discouragers at Winery Channel Park (Indiana Ave. & Foothill Blvd.)	Installation	24,000	0	0	0	0	0	24,000
		Sub-total	24,000	0	0	0	0	0	295,500
FY16-17 YE Est = \$5,750 (1705) + \$7,000 (1706)									12,750
4 General	JOINT USE PROJECT								
	User Groups [TBD]	Installation	0	TBD	0	0	0	0	0
		Sub-total	0	0	0	0	0	0	12,750
FY16-17 YE Est = \$0									13,000
5 General	City Hall Security Improv.	- Installation	0	6,500	0	0	0	0	6,500
	City Hall Bldg. Improv. (CM office & ext. doors)	- Installation	0	0	57,800	0	0	0	57,800
		Sub-total	0	6,500	57,800	0	0	0	77,300
FY16-17 YE Est = \$925									120,925
6 AQMD	Foothill Link Bikeway & Pedestrian Greenbelt	Design (Link)	0	180,075	0	0	0	0	180,075
		Const. & L/S (Link)	85,750	0	1,600,000	0	0	0	1,685,750
	Meas. R								
	Prop C - City Match (\$675K)								
		Sub-total	85,750	180,075	1,600,000	0	0	0	1,986,750

FIVE-YEAR CAPITAL IMPROVEMENTS PLAN (CIP)

FUND SOURCE	PROJECT DESCRIPTION	PHASE	Special Funds 2017-18	General Fund 2017-18	General Fund 2018-19	General Fund 2019-20	General Fund 2020-21	General Fund 2021-22	Est. Project Total (All Yrs.)
FY15-16 YE Est = \$0									661,675
7	Sewer	Sewer District 4	Design & Prof. Svcs.	0	0	0	0	0	0
		Sewer District 5	Design & Prof. Svcs.	0	0	0	0	0	0
		Sewer District 6	Design & Prof. Svcs.	0	0	0	0	0	0
	<i>Future expenses TBD.</i>	Sub-total	0	0	0	0	0	0	661,675
8	General	Rockridge Terrace Open Space Beautification	Design	0	0	0	0	15,000	0
			Construction	0	0	0	0	0	125,000
		Sub-total	0	0	0	0	15,000	125,000	140,000
9	General	Rockridge Terrace to YMCA Trail	Design	0	0	0	0	15,000	0
			Construction	0	0	0	0	0	35,000
		Sub-total	0	0	0	0	0	0	50,000
FY16-17 YE Est = \$0									11,800
10	General	Olberz Park Improvements	Installation	0	8,425	0	0	0	0
		Sub-total	0	8,425	0	0	0	0	20,225
FY16-17 YE Est = \$0									11,800
11	General	Olberz Park Gazebo (Lipscomb)	Construction	0	60,000	0	0	0	0
		Sub-total	0	60,000	0	0	0	0	71,800
FY16-17 YE Est = \$0									6,000
12	General	Olberz Park Lighting	Design (PS&E)	0	4,000	0	0	0	0
			Construction	0	63,550	0	0	0	0
		Sub-total	0	67,550	0	0	0	0	73,550
13	Meas. R Prop C	Downtown Pedestrian Streetscape	Design & Const.	0	0	0	350,000	4,390,000	0
		Sub-total	0	0	0	350,000	4,390,000	0	4,740,000

FIVE-YEAR CAPITAL IMPROVEMENTS PLAN (CIP)

FUND SOURCE	PROJECT DESCRIPTION	PHASE	Special Funds 2017-18	General Fund 2017-18	General Fund 2018-19	General Fund 2019-20	General Fund 2020-21	General Fund 2021-22	Est. Project Total (All Yrs)
14 General	Active Transportation Master Plan	Design & Const.	0	0	40,000	40,000	40,000	40,000	160,000
		Sub-total	0	0	40,000	40,000	40,000	40,000	160,000
15 General	Misc. Bridge Repairs	Construction	0	112,000	0	0	0	0	112,000
		Sub-total	0	112,000	0	0	0	0	112,000
16 General	Dual Right-Turn Lanes (NW Corner: Southbound ACH & Foothill)	Design	0	0	0	0	0	25,000	25,000
		Construction	0	0	0	0	0	100,000	100,000
		Sub-total	0	0	0	0	0	125,000	125,000
17 Prop A	Bus Shelters	Design	0	10,000	0	0	0	0	10,000
		Construction	0	0	50,000	0	0	0	50,000
		Sub-total	0	10,000	50,000	0	0	0	103,425
18 General	Emergency Vehicle Signal Pre-emption [May be part of County project.]	Design & Const.	0	0	0	0	0	200,000	200,000
		Sub-total	0	0	0	0	0	200,000	200,000
19 General Developer Fee	Foothill Crosswalk @ Rinetti Lane [On hold pending Oakmont new development.]	Design	0	0	20,000	0	0	0	20,000
		Construction	0	0	180,000	0	0	0	180,000
		Sub-total	0	0	200,000	0	0	0	200,000
20 General	Trail Crossing - Berkshire @ Chevy Chase	Design & Const.	0	0	40,000	40,000	40,000	0	120,000
		Sub-total	0	0	40,000	40,000	40,000	0	120,000

FIVE-YEAR CAPITAL IMPROVEMENTS PLAN (CIP)

FUND SOURCE	PROJECT DESCRIPTION	PHASE	Special Funds 2017-18	General Fund 2017-18	General Fund 2018-19	General Fund 2019-20	General Fund 2020-21	General Fund 2021-22	Est. Project Total (All Yrs.)
FY16-17 YE Est = \$30,800									102,950
21 General	MS4 Project: Trash TMDL SW	Design & Const.	0	77,050	0	0	0	0	77,050
		Sub-total	0	77,050	0	0	0	0	180,000
FY16-17 YE Est = \$30K									75,200
22 General	Miscellaneous Guardrail Improvements	Prof Svcs/Install	0	0	100,000	40,000	0	0	140,000
		Sub-total	0	0	100,000	40,000	0	0	215,200
FY16-17 YE Est = \$10,300									62,375
23 General	City Hall Access Improvements	Installation:	0	181,950	0	0	0	0	181,950
		Sub-total	0	181,950	0	0	0	0	244,325
FY16-17 YE Est = \$0									0
24 HSIP	Overhead Flashing Beacons (St. Francis HS Crossing)	Installation	0	35,000	0	120,000	0	0	155,000
		Sub-total	0	35,000	0	120,000	0	0	155,000
FY16-17 YE Est = \$0									0
25 General	Memorial Park Monument Sign	Design & Const.	0	18,825	0	0	0	0	18,825
		Sub-total	0	18,825	0	0	0	0	18,825
FY16-17 YE Est = \$13,800									18,375
26 General	Foothill/SR-2 Monument (Lipscomb) Sign	Design Construction	0 0	0 6,200	0 50,000	0 0	0 0	0 0	0 56,200
		Sub-total	0	6,200	50,000	0	0	0	74,575
FY16-17 YE Est = \$2,200									18,325
27 General Grant	Owl Trail Repair	Design Construction	0 0	47,000 47,000	0 0	0 0	0 0	0 0	47,000 47,000
		Sub-total	0	94,000	0	0	0	0	112,325

FIVE-YEAR CAPITAL IMPROVEMENTS PLAN (CIP)

FUND SOURCE	PROJECT DESCRIPTION	PHASE	Special Funds 2017-18	General Fund 2017-18	General Fund 2018-19	General Fund 2019-20	General Fund 2020-21	General Fund 2021-22	Est. Project Total (All Yrs.)
FY16-17 YE Est = \$120,975									
28 General	Miscellaneous Concrete Repairs	Design & Const.	0	125,000	150,000	150,000	150,000	150,000	725,000
		Sub-total	0	125,000	150,000	150,000	150,000	150,000	725,000
FY16-17 YE Est = \$24K									35,975
29 General	Trail Upgrade Within Cherry Canyon (Seco Creek Trail)	Design & Const.	0	119,025	0	0	0	0	119,025
		Sub-total	0	119,025	0	0	0	0	155,000
FY16-17 YE Est = \$195,825									195,825
30 Measure R	Soundwalls (Phase 2)	Design Construction	540,000	0	0	0	0	0	540,000
			0	300,000	900,000	0	0	0	1,200,000
		Sub-total	540,000	300,000	900,000	0	0	0	1,740,000
31 Measure R	Soundwalls (Phase 3)	Design & Const.	0	0	0	TBD	0	0	0
		Sub-total	0	0	0	0	0	0	0
FY16-17 YE Est = \$25K									47,300
32 General	Padres Trail Basin Drainage Improvements	Design & Const.	0	252,700	0	0	0	0	252,700
		Sub-total	0	252,700	0	0	0	0	300,000
33 General	Parkway Improvements on Fairmount Eastbound, between Earlmont & Hillar	Construction	0	50,000	0	0	0	0	50,000
		Sub-total	0	50,000	0	0	0	0	50,000
34 General	New City Hall Improvement	Design/Prof. Svcs.	0	125,000	0	0	0	0	125,000
		Program Mgmt.	0	TBD	0	0	0	0	0
		Construction	0	TBD	0	0	0	0	0
		Sub-total	0	125,000	0	0	0	0	125,000
TOTAL			649,750	3,550,300	4,787,800	2,340,000	6,235,000	2,240,000	14,200,225

TOTAL FY 2017-18 (ALL FUNDS)	4,200,050
-------------------------------------	------------------