

CITY OF LA CAÑADA FLINTRIDGE
ANNUAL BUDGET & FINANCIAL PLAN

FISCAL YEAR 2007-08

DAVID A. SPENCE, MAYOR

STEPHEN A. DEL GUERCIO, MAYOR PRO TEM

GREGORY C. BROWN, COUNCILMEMBER

LAURA OLHASSO, COUNCILMEMBER

DONALD R. VOSS, COUNCILMEMBER

SUBMITTED BY

MARK R. ALEXANDER, CITY MANAGER

July 16, 2007

TABLE OF CONTENTS

TABLE OF CONTENTS

INTRODUCTION:

Budget Message	1
Budget Philosophy & Operating Guidelines	2

ORGANIZATIONAL CHART:

3

BUDGET CHARTS:

Chart - Revenues (By Fund)	4
Chart - Expenditures (By Fund)	5
Chart - General Fund Revenues (By Source)	6
Chart - Departmental Expenditures (All Funds)	7
Chart - Expenditures (By Type)	8
Chart - Personnel Costs (By Type)	9

SUMMARIES:

Summary of Revenues (By Fund)	10
Summary of Expenditures (By Fund)	11
Summary of Expenditures by Program	12
Operating Budget Overview	14
Program Expenditures At-A-Glance	15

GENERAL FUND:

Revenues	17
City Council	19
Legal Services	21
City Manager	22
City Clerk	24
Planning/Building & Safety	26
Non-Departmental	28
Elections	30
Finance	31
Public Safety	33
Recreation & Human Services	35
Public Works	37
Parks & Landscape	39
City Hall	42
Lanterman House	44
Lanterman Auditorium	46
Storm Water Management (NPDES)	47

SPECIAL FUNDS & FUND BALANCE:

General Fund	48
Traffic Safety Fund	50
State Gas Tax Fund	52
Bonds & Grants Fund	54
T.D.A. Fund	56
Debt Service Fund	58
Comm. Dev. Block Grant	60
Sanitation Fund	62
Sewer Improvement Fund 98-1	64
Sewer Redemption Fund 98-1	66
Sewer Debt Service Fund 98-1	68
Sewer Improvement Fund 02-1	70
Sewer Redemption Fund 02-1	72
Sewer Debt Service Fund 02-1	74
Proposition C Fund	76
Proposition A Fund	78
Capital Projects Fund	80
Solid Waste Fund	86
LLEBG Federal Grant	88
SLESF State Grant	90
A.Q.M.D. Trust Fund	92
Property Acquisition Fund	94
Sewer Improvement Fund 04-1	96
Sewer Redemption Fund 04-1	98
Sewer Debt Service Fund 04-1	100

COMBINED CHANGES IN FUND BALANCE:

102

APPROPRIATIONS LIMIT:


Resolution Adopting the Limit	103
Exhibits A and B	104

BUDGET REFERENCE MATERIAL:

Resolution Adopting Budget	106
Glossary of Budget Terms	107
Description of Revenue Sources	111
Five-Year Capital Improvements Plan	112

INTRODUCTION

BUDGET MESSAGE

DATE: July 16, 2007
TO: Honorable Mayor & Members of the City Council
FROM: Mark R. Alexander, City Manager 

Presented herewith is the Annual Budget and Financial Plan for fiscal year 2007-08. This Annual Budget, while taking a status quo approach toward budgeted expenditures, reflects an increase in revenues as a result of the City's implementation of the Master Fee Schedule as well as one-time significant revenue increases in zoning fees anticipated with the construction of the Town Center development project.

REVENUES - General Fund revenues are anticipated to increase 16.6% over the prior year's budget (as adjusted at mid-year). This is as a result of several anticipated ongoing, as well as one-time, increases to revenue. A new revenue source, General Plan Maintenance Fee (\$90,000) has been included as well as expected increases to zoning fees (\$254,350) and Building Inspection Fees (\$285,200) as a result of the Town Center development project. In future years, these amounts will be reduced to reflect traditional trends. In addition, the Annual Budget reflects increases to charges for services as a result of the implementation of the Master Fee Schedule. The annual allocation of Property Tax revenue to the Property Acquisition Fund has been restored to allow for the set-aside of funding for future property acquisitions. Although passage of the November, 2005 infrastructure bond measure (SB 1266) assured us that we would receive our share of proceeds (in the amount of \$677,075) for road improvements, to date, the City has not received these funds and debate ensues in Sacramento over the proper timing of disbursement of these funds to the cities. The City is on-record in opposition to proposed legislation that would withhold these funds for up to three years. Total General Fund revenues are \$11,296,500.

PERSONNEL - The Preliminary Budget does not include funding for any new positions, however, adjustments have been incorporated to provide for the anticipated promotion or reclassification of three existing positions. Salary savings were recognized for part or all of FY 06-07 in three positions: Director of Administrative Services, Senior Civil Engineer and Assistant Planner. Two of the three vacant positions have now been filled and management is quickly approaching its goal of becoming "fully staffed." In addition, the Senior Civil Engineer position has been re-designated from a three-year temporary position to a permanent position to aid in recruiting to fill the position. Incorporated within the salaries and benefits of the Annual Budget is a cost-of-living adjustment of 3.2% to reflect the January-to-January consumer price index. Deferred Compensation, Life Insurance, ATO Buyback and Wellness Program benefits, while included in the Annual Budget, are still yet to be negotiated with the LCF Employees' Association as part of the labor negotiations process currently underway. Total personnel costs are budgeted at \$3,443,900.

OPERATIONS - While this budget's expenditures are largely "status quo", General Fund expenditures of note include the following: funding for a full-time contract code enforcement officer (\$108,000); County building inspection services (\$542,250); general plan update (\$270,000); insurance premiums (\$306,450); Sheriff's Department services (\$2.2 million); STAR Program (\$76,200 - increase of 16%); street maintenance (\$350,000); and tree trimming (\$372,100). Total General Fund operating expenses are budgeted at \$10,643,700.

CAPITAL - The Annual Budget contains several carry-over projects that have been funded in previous years, as well as new projects that were approved by the City Council. Some of the more notable projects include: Jessen Drive Bridge Replacement (\$1,173,650); Angeles Crest Hwy. Median Improvements (\$867,000); Foothill Blvd. and Angeles Crest Hwy. Streetscape Improvements (\$1,073,000); Loop Trail Phase III (\$370,500); Michigan Hill Improvements (\$510,000); Castle Road Improvements (\$375,000); and Street Resurface & Slurry Seal (\$400,000). A total of 27 capital projects, at a total cost of \$7,387,975, have been included for fiscal year 2007-08.

I am pleased to present the FY 2007-08 Annual Budget & Financial Plan.

00001

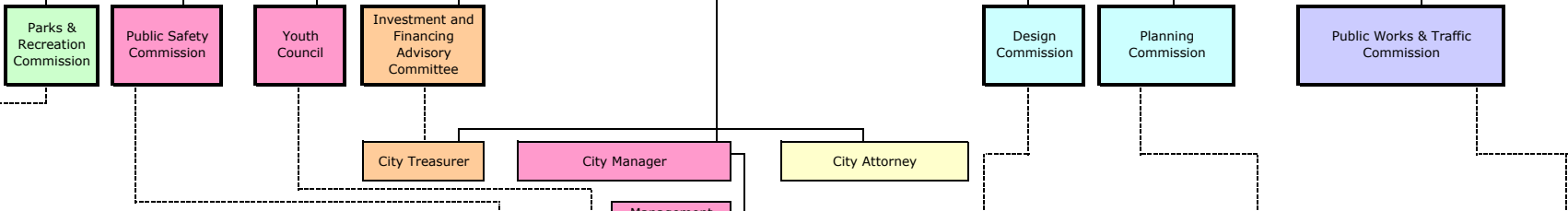
BUDGET PHILOSOPHY AND OPERATING GUIDELINES

1. The City of La Cañada Flintridge Annual Budget & Financial Plan is designed to serve four major purposes:
 - to define policies in compliance with legal requirements for General Law cities in the State of California, including generally accepted financial reporting requirements, audit standards and fiscal directions of the City Council;
 - to be utilized as an operations guide for staff in the management and control of financial resources;
 - to present the City's financial plan for the ensuing fiscal year, itemizing projected revenues and estimated expenditures for the various funds;
 - to communicate and facilitate an understanding of the operations and costs of providing various City services to our residents.
2. The budget is constructed by program and reflects expenditures related to the provision of that program or service.
3. Program budgets are originated within each Department.
4. Where applicable, the Department Head assigns priorities to projects and activities in preparing program budgets.
5. Department Heads are responsible for operating within their adopted budget amounts as recommended by the City Manager and authorized by the City Council.
6. The City Council has the legal authority to amend the budget at any time during the fiscal year. The City Manager has the authority to make administrative adjustments to the budget as long as those changes will neither have a significant policy impact, affect departmental budget amounts nor affect year-end fund balances.
7. Fund balances will be maintained at levels which will protect the City from future uncertainties.

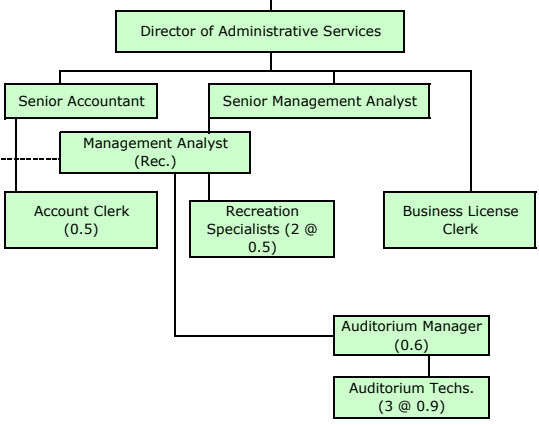
ORGANIZATION CHART



CITIZENS
CITY COUNCIL

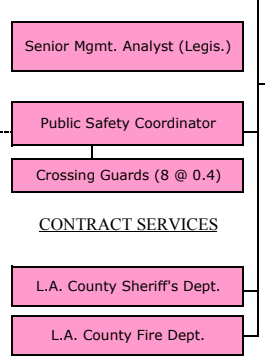


ADMINISTRATIVE SERVICES




Transportation, Cable TV, Website Maintenance, Personnel/Benefits Administration, Film Permits, Parks and Recreation, Bonds & Grants Administration, Risk Management, Finance, Accounting, Payroll, Purchasing, Joint Use Activities, Business Licenses, Lanterman Auditorium, Senior Citizen Activities, Park Reservation Permits, Music-in-the-Park

CONTRACT SERVICES



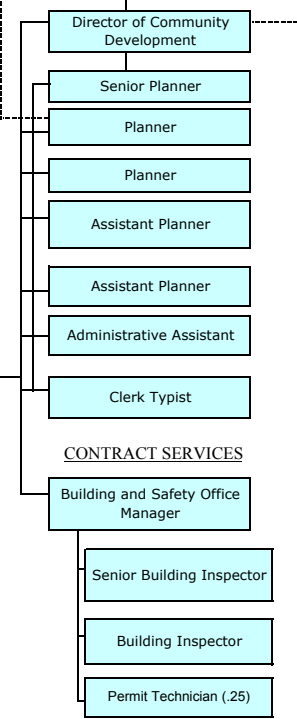
Ad Hoc Committees, Legislation, Special Events, Grants, Youth Activities, Emergency Preparedness, VERT, Parking Citation Reviews, City Cable Channel, Crossing Guards, CARLINE, Animal Control, Law Enforcement, Fire Protection

CITY CLERK



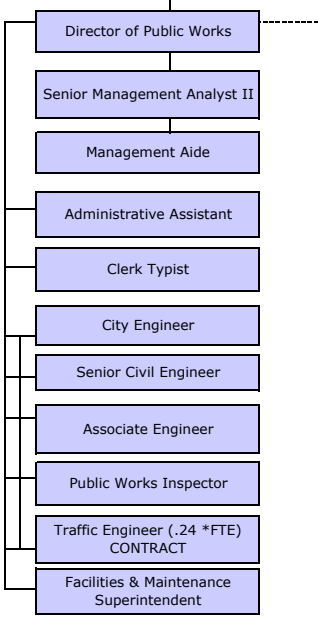
Council Meeting Preparation, Records Management, Public Records Act Requests, Elections, FPPC Filing Officer, Municipal Code Updates, Information Services, Reception

COMMUNITY DEVELOPMENT



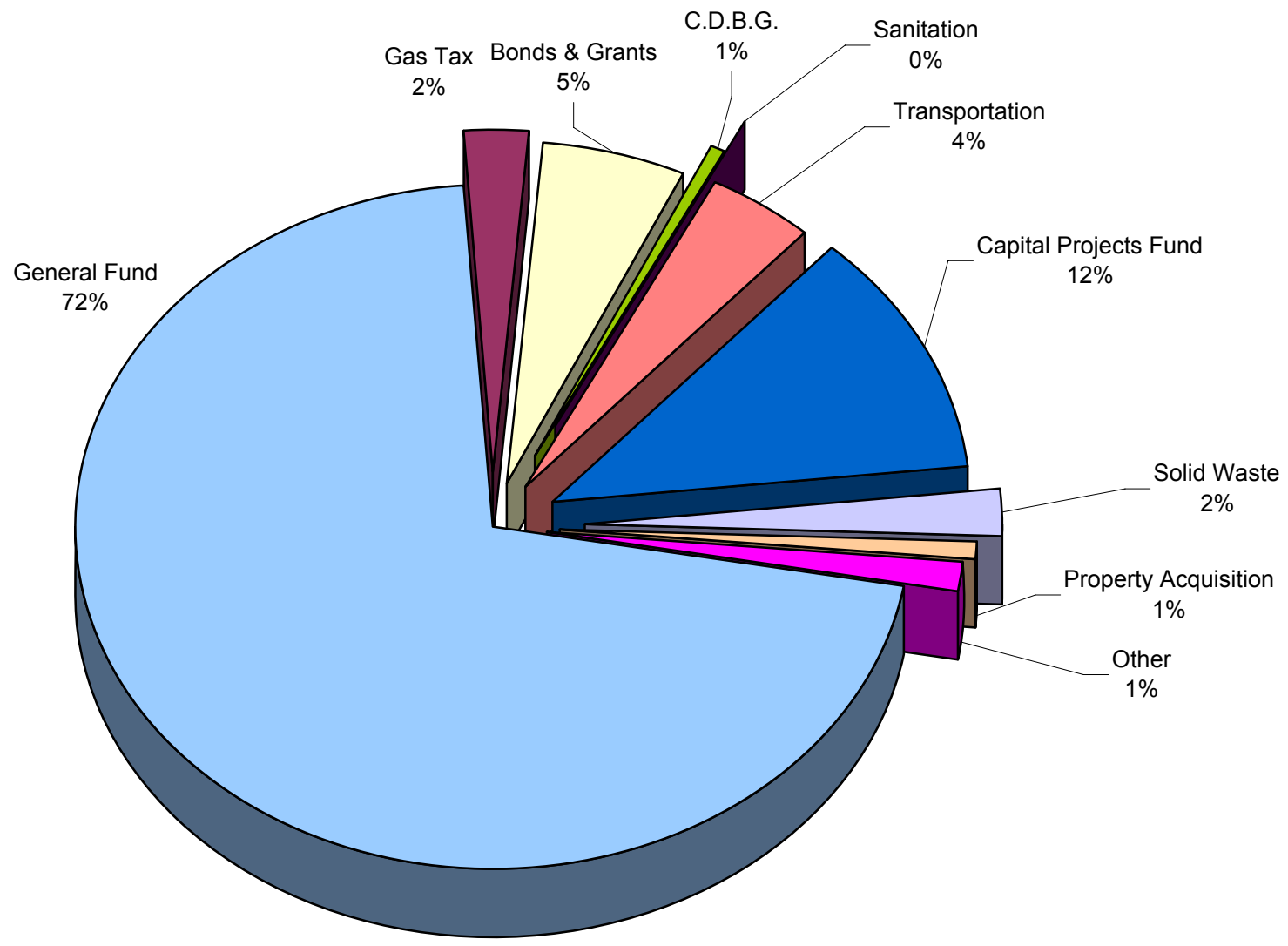
General Land Use, Zoning, Code/Sign Enforcement, Environmental Review, Design Review, Tree Permits, Horse Permits, Building & Safety Services

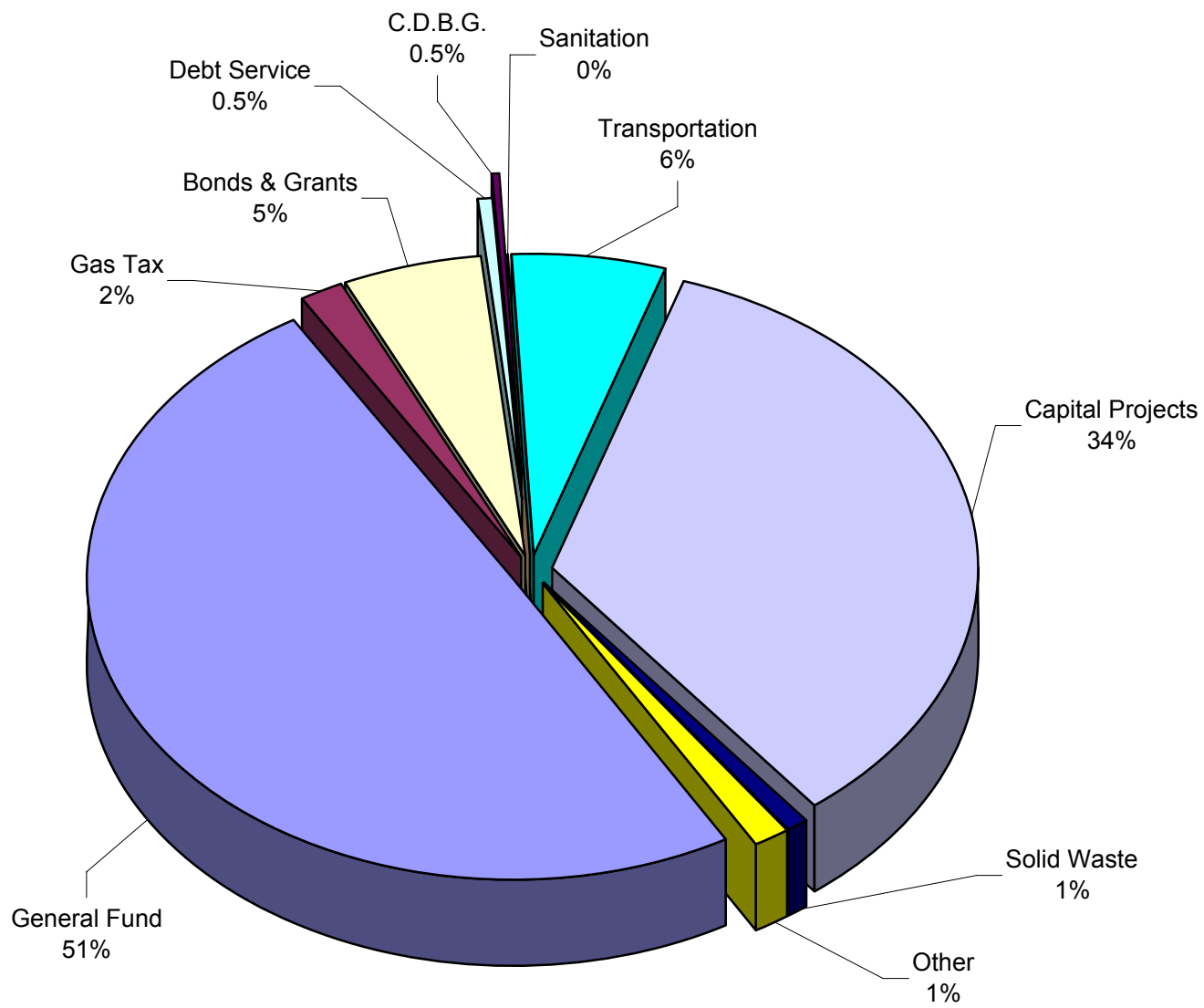
PUBLIC WORKS

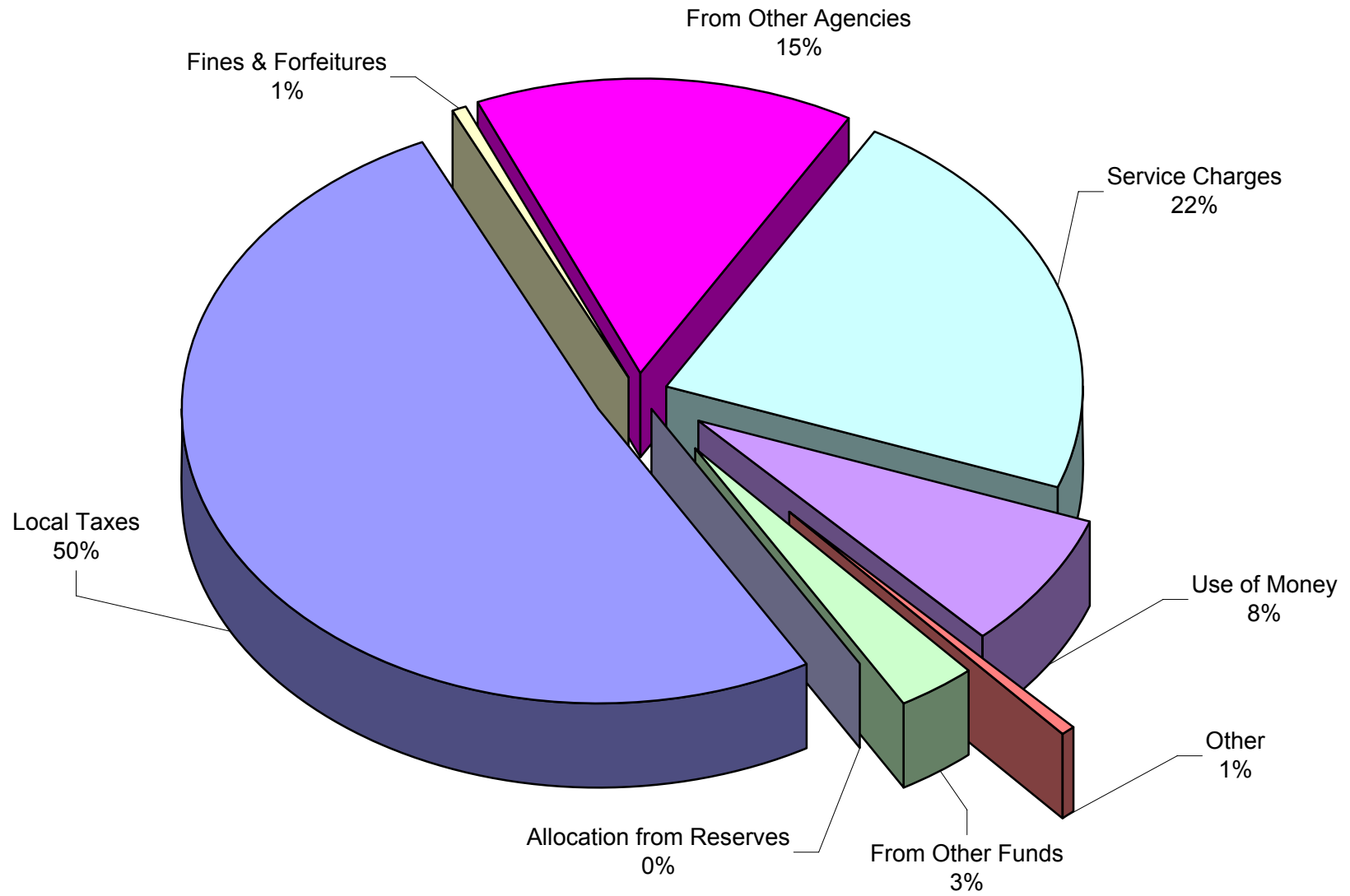


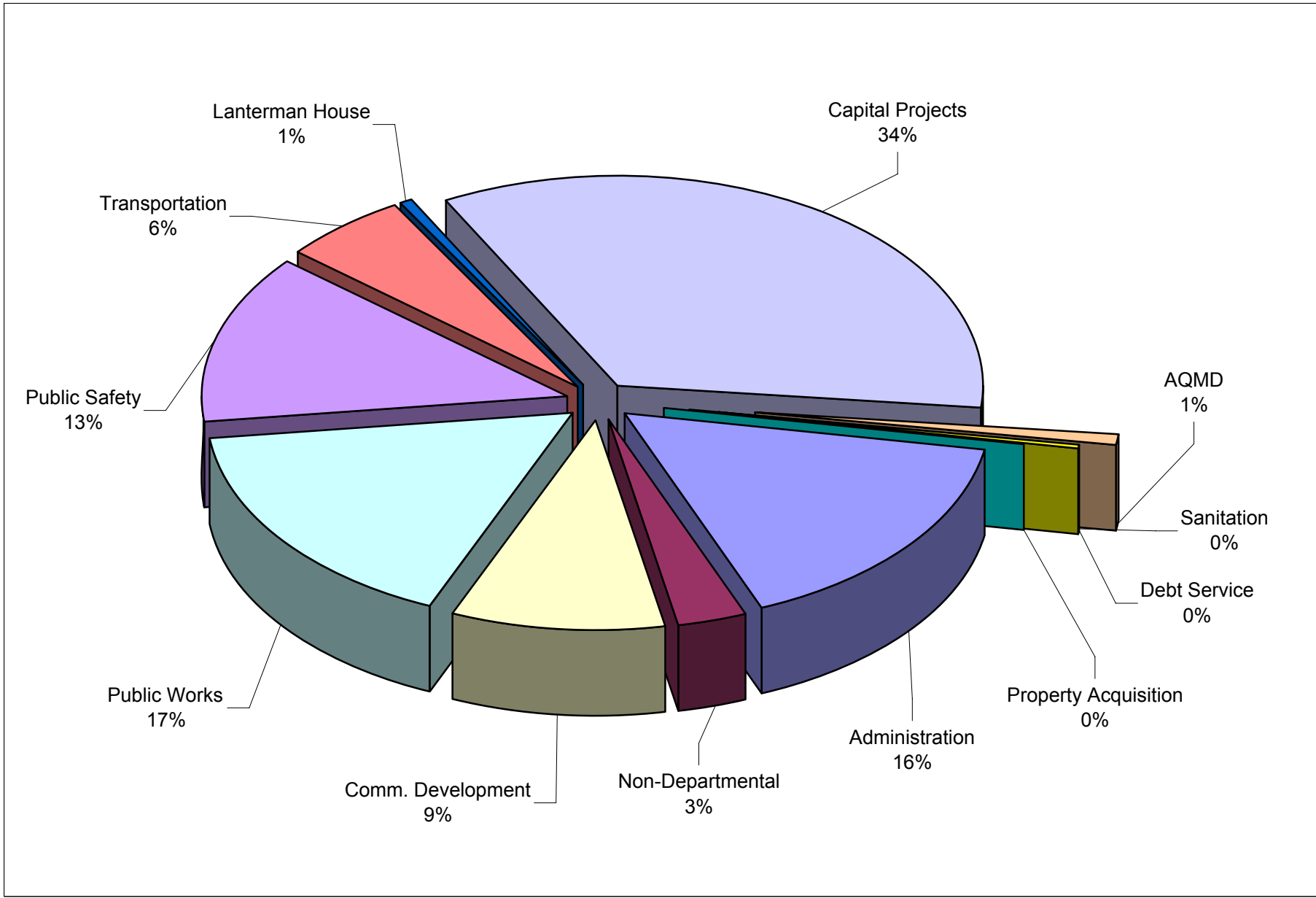
Street Maintenance/Improvements, Landscape/Tree Maintenance, Civil & Traffic Engineering Services, Street/Traffic Lighting, Capital Projects Management, Joint Use Facilities Maintenance, City Facilities Maintenance, Lanterman House, Solid Waste Management, Recycling, Sewer Construction, Sewer System Management

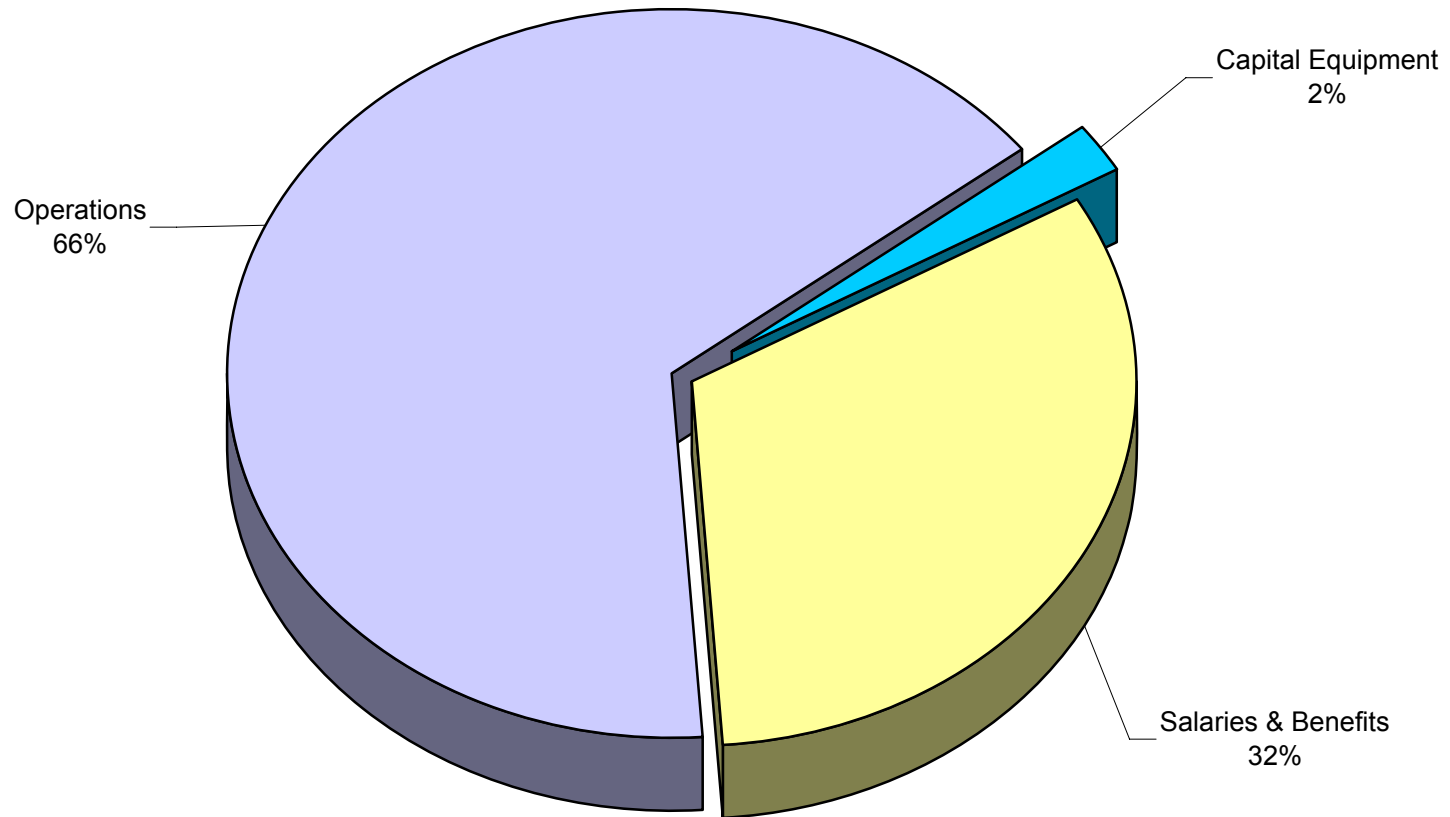
BUDGET CHARTS

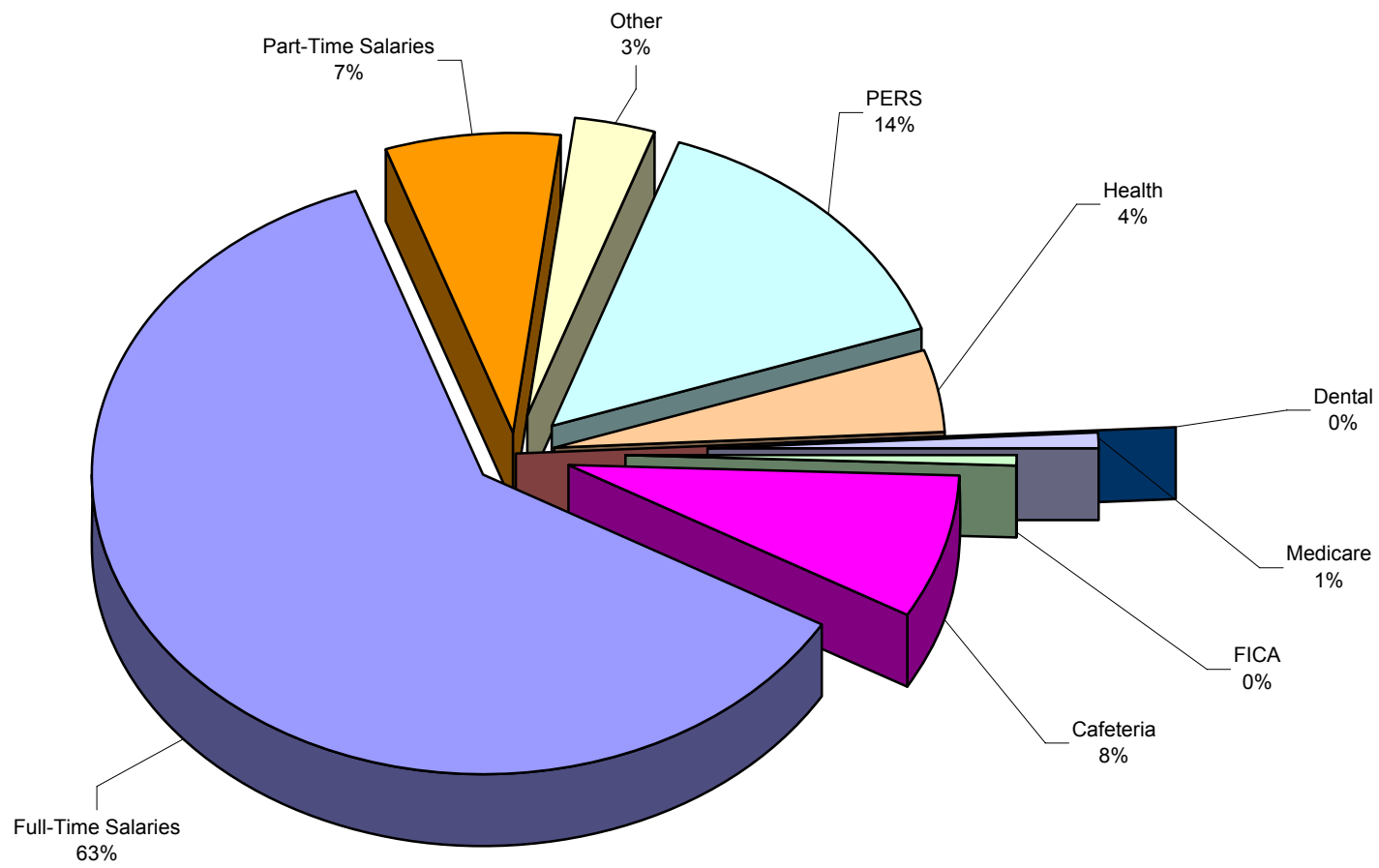












SUMMARY OF REVENUES & EXPENDITURES (BY FUND)

**CITY OF LA CAÑADA FLINTRIDGE
FY 2007-08 ANNUAL BUDGET
SUMMARY OF REVENUES (BY FUND)**

LINE ITEM DESCRIPTION	2005-06 ACTUAL	2006-07 BUDGET	2006-07 ESTIMATE	2007-08 ADOPTED	2007-08 MID-YEAR	NOTES/DESCRIPTION
<i>General Fund</i>						
General Fund Revenues	9,659,075	9,687,675	10,537,725	11,296,500	0	
Reimbursements	684,225	315,275	285,125	353,275	0	
Reserves/Transfers	(1,162,600)	(551,900)	(539,525)	(1,006,075)	0	
Total Gen. Fund Revs. & Allocations	9,180,700	9,451,050	10,283,325	10,643,700	0	
<i>Special Funds</i>						
Traffic Safety Fund	86,925	85,000	57,800	80,000	0	
State Gas Tax	582,800	577,725	461,425	396,300	0	
Bonds & Grants	222,600	1,008,425	122,000	871,325	0	
Transportation Dev. Act	10,850	11,375	11,675	12,825	0	
Debt Service	150	0	100	0	0	
Community Dev. Block Grant	236,025	106,550	128,650	106,550	0	
Sanitation	100,000	0	5,000	5,000	0	
Sewer Improvement Fund 98-1	0	0	0	0	0	
Sewer Redemption Fund 98-1	592,000	588,400	617,400	609,025	0	
Sewer Debt Service Fund 98-1	8,250	0	0	0	0	
Sewer Improvement Fund 02-1	295,975	0	659,550	0	0	
Sewer Redemption Fund 02-1	985,025	1,017,500	1,145,175	1,054,150	0	
Sewer Debt Service Fund 02-1	67,875	16,425	46,575	50,000	0	
Proposition C	301,925	300,550	278,525	321,450	0	
Proposition A	352,225	319,175	333,675	347,250	0	
Capital Projects	126,900	1,700,725	695,475	1,836,700	0	
Solid Waste	423,650	378,850	385,800	365,850	0	
LLEBG Federal Grant	200	0	100	0	0	
SLESF State Grant	100,650	100,250	100,250	100,250	0	
A.Q.M.D. Trust	20,575	48,000	20,825	41,125	0	
Property Acquisition	0	7,300	0	100,000	0	
Sewer Improvement Fund 04-1	586,925	199,925	19,069,650	8,193,600	0	
Sewer Redemption Fund 04-1	2,198,400	2,209,325	2,289,800	2,203,575	0	
Sewer Debt Service Fund 04-1	91,350	38,050	112,000	170,950	0	
Total Special Fund Revenues	7,391,275	8,713,550	26,541,450	16,865,925	0	
Total of All Revenues & Allocations	16,571,975	18,164,600	36,824,775	27,509,625	0	

CITY OF LA CAÑADA FLINTRIDGE
FY 2007-08 ANNUAL BUDGET
SUMMARY OF EXPENDITURES (BY FUND)

LINE ITEM DESCRIPTION	2005-06 ACTUAL	2006-07 BUDGET	2006-07 ESTIMATE	2007-08 ADOPTED	2007-08 MID-YEAR	NOTES/DESCRIPTION
<i>General Fund Expenditures</i>	8,913,175	9,531,325	8,971,650	10,643,700	0	
<i>Special Fund Expenditures</i>						
Traffic Safety Fund	0	0	0	0	0	
State Gas Tax	489,050	647,600	555,700	396,300	0	
Bonds & Grants	344,000	1,167,350	140,025	1,125,750	0	
Transportation Dev. Act	10,500	20,925	20,925	13,475	0	
Debt Service	81,875	80,275	80,275	83,550	0	
Community Dev. Block Grant	224,175	95,900	118,000	95,900	0	
Sanitation	35,250	630,000	102,000	101,000	0	
Sewer Improvement Fund 98-1	0	0	0	0	0	
Sewer Redemption Fund 98-1	18,500	15,000	15,075	15,000	0	
Sewer Debt Service Fund 98-1	499,550	417,800	417,800	417,800	0	
Sewer Improvement Fund 02-1	312,200	207,000	469,325	193,000	0	
Sewer Redemption Fund 02-1	12,500	20,000	25,000	20,000	0	
Sewer Debt Service Fund 02-1	854,900	776,800	888,350	888,350	0	
Proposition C	176,700	413,600	1,275	529,200	0	
Proposition A	163,250	711,300	267,500	686,400	0	
Capital Projects	1,344,275	4,793,400	1,459,375	7,387,975	0	
Solid Waste	71,300	101,900	71,650	203,700	0	
LLEBG Federal Grant	25,575	0	5,750	0	0	
SLESF State Grant	124,075	132,475	131,075	140,900	0	
A.Q.M.D. Trust	2,600	142,575	2,550	143,600	0	
Property Acquisition	0	0	0	0	0	
Sewer Improvement Fund 04-1	9,301,550	14,800,000	10,106,025	5,951,000	0	
Sewer Redemption Fund 04-1	18,550	38,750	38,650	38,650	0	
Sewer Debt Service Fund 04-1	2,153,500	2,207,350	19,838,350	7,519,575	0	
Total -Special Fund Expenditures	16,263,875	27,420,000	34,754,675	25,951,125	0	
Total of All Expenditures	25,177,050	36,951,325	43,726,325	36,594,825	0	

SUMMARY OF EXPENDITURES BY PROGRAM (ALL FUNDS)

**CITY OF LA CAÑADA FLINTRIDGE
FY 2007-08 ANNUAL BUDGET**

SUMMARY OF EXPENDITURES BY PROGRAM

Page 1 of 2

PROGRAM	Salaries	Operations	Capital	Total	NOTES/DESCRIPTION
<i>General Fund Programs</i>					
City Council	49,075	170,400	1,000	220,475	
Legal Services	0	217,675	0	217,675	
City Manager	319,675	38,300	2,000	359,975	
City Clerk	219,725	50,800	62,650	333,175	
Planning/Building & Safety	852,550	1,061,550	7,250	1,921,350	
Non-Departmental	116,300	517,600	34,500	668,400	
Elections	0	0	0	0	
Finance	362,725	158,250	0	520,975	
Public Safety	167,750	2,388,775	72,500	2,629,025	
Recreation & Human Services	271,750	334,925	1,000	607,675	
Public Works	701,725	1,112,850	14,500	1,829,075	
Parks & Landscape	324,025	647,875	3,000	974,900	
City Hall	0	77,800	20,000	97,800	
Lanterman House	0	109,825	8,500	118,325	
Lanterman Auditorium	41,025	32,000	9,750	82,775	
Storm Water Mgmt. (NPDES)	17,575	44,525	0	62,100	
Sub-total - General Fund	3,443,900	6,963,150	236,650	10,643,700	

00012

**CITY OF LA CAÑADA FLINTRIDGE
FY 2007-08 ANNUAL BUDGET**

SUMMARY OF EXPENDITURES BY PROGRAM

Page 2 of 2

PROGRAM	Salaries	Operations	Capital	Total	NOTES/DESCRIPTION
<i>Special Funds</i>					
Traffic Safety	0	0	0	0	
State Gas Tax	0	396,300	0	396,300	
Bonds & Grants	0	76,175	1,049,575	1,125,750	
Transportation Dev. Act	0	0	13,475	13,475	
Debt Service	0	83,550	0	83,550	
Community Dev. Block Grant	0	95,900	0	95,900	
Sanitation	0	101,000	0	101,000	
Sewer Improvement Fund 98-1	0	0	0	0	
Sewer Redemption Fund 98-1	0	15,000	0	15,000	
Sewer Debt Service Fund 98-1	0	417,800	0	417,800	
Sewer Improvement Fund 02-1	0	193,000	0	193,000	
Sewer Redemption Fund 02-1	0	20,000	0	20,000	
Sewer Debt Service Fund 02-1	0	888,350	0	888,350	
Transportation Prop. C	0	67,300	461,900	529,200	
Transportation Prop. A	0	261,400	425,000	686,400	
Capital Projects	0	0	7,387,975	7,387,975	
Solid Waste	0	195,700	8,000	203,700	
LLEBG Federal Grant	0	0	0	0	
SLESF State Grant	0	140,900	0	140,900	
A.Q.M.D. Trust	0	3,600	140,000	143,600	
Property Acquisition Fund	0	0	0	0	
Sewer Improvement Fund 04-1	0	751,000	5,200,000	5,951,000	
Sewer Redemption Fund 04-1	0	38,650	0	38,650	
Sewer Debt Service Fund 04-1	0	7,519,575	0	7,519,575	
Sub-total - Special Funds	0	11,265,200	14,685,925	25,951,125	
TOTAL	3,443,900	18,228,350	14,922,575	36,594,825	

BUDGET OVERVIEW

CITY OF LA CAÑADA FLINTRIDGE
FY 2007-08 ANNUAL BUDGET
OPERATING BUDGET OVERVIEW (w/General Fund only operating transfers)

PROGRAM	ADOPTED REVENUES	ADOPTED EXPEND.	OPERATING TRANSF. OUT	OPERATING TRANSFER IN	FROM RESERVES	DEBT SRV. ADJUST.	BALANCE
01 General Fund	11,296,500	10,643,700	1,006,075	353,275	0	0	0
02 Traffic Safety	80,000	0	80,000	0	0	0	0
03 State Gas Tax	396,300	396,300	0	0	0	0	0
04 Bonds & Grants	871,325	1,125,750	29,425	23,450	0	0	(260,400)
05 Transportation Dev. Act	12,825	13,475	0	0	0	0	(650)
09 Debt Service	0	83,550	0	83,550	0	0	0
11 Community Dev. Block Grant	106,550	95,900	10,650	0	0	0	0
20 Sanitation	5,000	101,000	0	0	0	0	(96,000)
21 Sewer Improvement Fund 98-1	0	0	0	0	0	0	0
22 Sewer Redemption Fund 98-1	609,025	15,000	11,600	0	0	0	582,425
23 Sewer Debt Service Fund 98-1	0	417,800	0	0	0	0	(417,800)
24 Sewer Improvement Fund 02-1	0	193,000	0	0	0	0	(193,000)
25 Sewer Redemption Fund 02-1	1,054,150	20,000	23,650	0	0	0	1,010,500
26 Sewer Debt Service Fund 02-1	50,000	888,350	0	0	0	0	(838,350)
29 Proposition C (Transportation)	321,450	529,200	0	0	0	0	(207,750)
30 Proposition A (Transportation)	347,250	686,400	38,250	0	0	0	(377,400)
31 Capital Projects Fund	1,836,700	7,387,975	0	858,425	0	0	(4,692,850)
32 Solid Waste	365,850	203,700	159,700	0	0	0	2,450
34 LLEBG Federal Grant	0	0	0	0	0	0	0
35 SLESF State Grant	100,250	140,900	0	40,650	0	0	0
37 AQMD Trust	41,125	143,600	0	0	0	0	(102,475)
38 Property Acquisition	100,000	0	0	0	0	0	100,000
41 Sewer Improvement Fund 04-1	8,193,600	5,951,000	0	0	0	0	2,242,600
42 Sewer Redemption Fund 04-1	2,203,575	38,650	0	0	0	0	2,164,925
43 Sewer Debt Service Fund 04-1	170,950	7,519,575	0	0	0	0	(7,348,625)
Sub-total - Special Funds	16,865,925	25,951,125	353,275	1,006,075	0	0	(8,432,400)
TOTAL	28,162,425	36,594,825	1,359,350	1,359,350	0	0	(8,432,400)

PROGRAM EXPENDITURES AT-A-GLANCE

CITY OF LA CAÑADA FLINTRIDGE
FY 2007-08 ANNUAL BUDGET
PROGRAM EXPENDITURES AT-A-GLANCE (Page 1 of 2)

PROGRAM	2005-06 ACTUAL	2006-07 BUDGET	2006-07 ESTIMATE	2007-08 ADOPTED	2007-08 MID-YEAR	NOTES/DESCRIPTION
<i>General Fund Programs</i>						
01 City Council	100,725	156,150	136,875	220,475		
02 Legal Services	206,375	217,600	204,650	217,675		
03 City Manager	315,625	349,875	337,925	359,975		
04 City Clerk	214,700	235,525	227,350	333,175		
05 Planning/Building & Safety	1,156,350	1,530,275	1,487,025	1,921,350		
06 Non-Departmental	539,900	637,350	613,625	668,400		
08 Elections	(75)	300	4,050	0		
10 Finance	324,025	485,875	370,600	520,975		
21 Public Safety	2,164,525	2,446,700	2,401,875	2,629,025		
31 Recreation & Human Services	506,950	576,725	464,825	607,675		
42 Public Works	2,324,850	1,687,975	1,562,450	1,829,075		
45 Parks & Landscape	759,000	863,525	831,600	974,900		
48 City Hall	78,275	95,150	94,800	97,800		
49 Lanterman House	106,700	106,200	105,575	118,325		
50 Lanterman Auditorium	104,275	93,325	74,775	82,775		
53 Storm Water Mgmt. (NPDES)	10,975	48,775	53,650	62,100		
Sub-total - General Fund	8,913,175	9,531,325	8,971,650	10,643,700	0	

CITY OF LA CAÑADA FLINTRIDGE
FY 2007-08 ANNUAL BUDGET
PROGRAM EXPENDITURES AT-A-GLANCE (Page 2 of 2)

PROGRAM	2005-06 ACTUAL	2006-07 BUDGET	2006-07 ESTIMATE	2007-08 ADOPTED	2007-08 MID-YEAR	NOTES/DESCRIPTION
<i>Special Funds</i>						
02 Traffic Safety	0	0	0	0		
03 State Gas Tax	489,050	647,600	555,700	396,300		
04 Bonds & Grants	344,000	1,167,350	140,025	1,125,750		
05 Transportation Dev. Act	10,500	20,925	20,925	13,475		
09 Debt Service	81,875	80,275	80,275	83,550		
11 Community Dev. Block Grant	224,175	95,900	118,000	95,900		
20 Sanitation	35,250	630,000	102,000	101,000		
21 Sewer Improvement Fund 98-1	0	0	0	0		
22 Sewer Redemption Fund 98-1	18,500	15,000	15,075	15,000		
23 Sewer Debt Service Fund 98-1	499,550	417,800	417,800	417,800		
24 Sewer Improvement Fund 02-1	312,200	207,000	469,325	193,000		
25 Sewer Redemption Fund 02-1	12,500	20,000	25,000	20,000		
26 Sewer Debt Service Fund 02-1	854,900	776,800	888,350	888,350		
29 Transportation Prop. C	176,700	413,600	1,275	529,200		
30 Transportation Prop. A	163,250	711,300	267,500	686,400		
31 Capital Projects Fund	1,344,275	4,793,400	1,459,375	7,387,975		
32 Solid Waste	71,300	101,900	71,650	203,700		
34 LLEBG Federal Grant	25,575	0	5,750	0		
35 SLESF State Grant	124,075	132,475	131,075	140,900		
37 AQMD Trust	2,600	142,575	2,550	143,600		
38 Property Acquisition	0	0	0	0		
41 Sewer Improvement Fund 04-1	9,301,550	14,800,000	10,106,025	5,951,000		
42 Sewer Redemption Fund 04-1	18,550	38,750	38,650	38,650		
43 Sewer Debt Service Fund 04-1	2,153,500	2,207,350	19,838,350	7,519,575		
Sub-total - Special Funds	16,263,875	27,420,000	34,754,675	25,951,125	0	
TOTAL	25,177,050	36,951,325	43,726,325	36,594,825	0	

GENERAL FUND REVENUES

**CITY OF LA CAÑADA FLINTRIDGE
FY 2007-08 ANNUAL BUDGET**

GENERAL FUND REVENUES

FUND - 1

ACCT. NO.	LINE ITEM DESCRIPTION	2005-06 ACTUAL	2006-07 BUDGET	2006-07 ESTIMATE	2007-08 ADOPTED	2007-08 MID-YEAR	NOTES/DESCRIPTION
<i>LOCAL TAXES</i>							
1- 00- 4110	Sales Tax	1,917,150	1,915,600	1,920,350	1,965,700		
1- 00- 4120	Franchise Fees	575,350	636,100	648,250	652,300		
1- 00- 4130	Real Property Transfer	219,175	210,500	178,500	188,225		
1- 00- 4140	Property Tax	2,580,825	2,877,700	2,959,650	2,995,000		Rate estab. by Rev. & Tax Code 100K deposited in Prop. Acq. Fund \$5K deposited in Sanitation Fund
1- 00- 4150	Business License Fees	166,675	149,050	171,325	170,000		
<i>FINES, FORFEITURES, PENALTIES</i>							
1- 00- 4210	Municipal Code Fines	39,300	16,700	18,400	33,500		
1- 00- 4220	Parking Fines	64,475	50,000	32,600	55,800		
<i>REVENUE FROM OTHER AGENCIES</i>							
1- 00- 4330	Vehicle License Fees (In-Lieu)	1,626,275	1,150,000	1,619,050	1,635,000		
1- 00- 4360	Off-Highway Vehicle	325	700	0	0		
1- 00- 4390	S.T.A.R. Reimbursement	44,050	30,000	34,500	35,550		LCUSD (\$30,000); St. Bedes (\$5,550)
1- 00- 4410	FEMA/OES Disaster Reimbursement	120,700	0	0	0		
1- 00- 4425	Homeland Security Grant	27,675	8,000	8,000	0		
1- 00- 4426	Hazard Mitigation Planning Grant	0	15,000	0	30,000		
1- 00- 4428	CHP (Every 15 mins. Reimbursement)	0	10,000	5,300	6,000		
1- 00- 4429	Area C Disaster Preparedness Funds	0	5,000	0	5,000		
<i>CURRENT SERVICE CHARGES</i>							
1- 00- 4510	Film Permit Fees	44,350	50,000	35,000	45,000		
1- 00- 4520	Subdivision Filing Fees	0	3,500	0	10,000		
1- 00- 4530	Zoning Fees	162,700	165,650	204,275	420,000		
1- 00- 4540	Environmental Assessment	34,550	27,500	32,000	58,000		
1- 00- 4546	Use of Fields	650	700	1,875	1,200		
1- 00- 4547	Lanternman Auditorium Fees	84,575	80,000	72,125	75,000		
1- 00- 4550	Service Charges	4,050	5,000	5,000	7,000		
1- 00- 4553	General Plan Maintenance Fee	0	0	0	90,000		
1- 00- 4555	NPDES Service Charge	450	2,500	2,200	2,500		
1- 00- 4560	Bldg. Permits/Plan Check Fees	1,432,575	1,514,800	1,750,150	1,800,000		
1- 00- 4570	Specific Plan Fees	12,675	12,000	8,700	60,000		
1- 00- 4580	Commer./Indust./Resturant Inspect.	0	10,000	0	15,000		

**CITY OF LA CAÑADA FLINTRIDGE
FY 2007-08 ANNUAL BUDGET**

GENERAL FUND REVENUES

FUND - 1

ACCT. NO.	LINE ITEM DESCRIPTION	2005-06 ACTUAL	2006-07 BUDGET	2006-07 ESTIMATE	2007-08 ADOPTED	2007-08 MID-YEAR	NOTES/DESCRIPTION
	<i>USE OF MONEY AND PROPERTY</i>						
1- 00- 4610	Interest Income	848,525	663,900	776,975	875,000		
1- 00- 4620	Gain/Loss on Sale of Investment	(47,225)	0	0	0		
1- 00- 4630	Gain/Loss on Investment (FMV)	(482,150)	0	0	0		
	<i>OTHER REVENUE</i>						
1- 00- 4710	Miscellaneous Revenue	156,575	45,000	6,800	31,200		
1- 00- 4711	Donations	0	1,000	0	1,000		
1- 00- 4712	Public Works Reimbursements	1,725	13,000	26,925	13,000		Damage to signs, signals, trees, etc.
1- 00- 4716	Lighting Reimbursement	19,875	15,000	16,000	16,750		Sports user groups
1- 00- 4730	Parking Lot Lease	3,200	3,775	3,775	3,775		
	SUB-TOTAL: REVENUES	9,659,075	9,687,675	10,537,725	11,296,500	0	
	<i>REIMBURSEMENTS</i>						
	Traffic Safety Fund (2)	86,925	85,000	57,800	80,000		Reimburse law enforcement costs
	Bonds & Grants Fund (4)	0	0	0	29,425		Reimburse Indiana Overcrossing
	Comm. Dev. Block Grant (11)	11,850	10,650	10,650	10,650		Salary reimbursement
	Sewer Redemption Fund 98-1 (22)	26,425	11,250	11,250	11,600		
	Sewer Redemption Fund 02-1 (25)	37,200	21,650	19,200	23,650		
	Proposition A Fund (30)	33,600	33,950	33,950	38,250		Salary reimbursement
	Solid Waste Fund (32)	446,550	152,275	152,275	159,700		Salary reimbursement
	LLEBG (34)	2,925	0	0	0		
	Sewer Redemption Fund 04-1 (42)	38,750	500	0	0		
	SUB-TOTAL: REIMBURSEMENTS	684,225	315,275	285,125	353,275	0	
	Approp. from Reserves (Operating Uses)	0	0	0	0		05/06: RBCC (\$153,450); NBSSR (\$55K)
	Approp. from Reserves (Disaster)	0	0	0	0		04/05: NBSSR (\$230K); Misc. (\$715,500)
	Less: Return to Reserves	0	0	0	0		City Contribution Portion
	Less: Transfer Oper. Rev. to Other Funds	(1,162,600)	(551,900)	(539,525)	(1,006,075)		To: B&G (\$23,450); Debt (\$83,550); SLESF (\$40,650); Cap. Proj. (\$858,425)
	SUB-TOTAL: RESERVES/TRANSFERS	(1,162,600)	(551,900)	(539,525)	(1,006,075)	0	
	GRAND TOTAL	9,180,700	9,451,050	10,283,325	10,643,700	0	

GENERAL FUND PROGRAM EXPENDITURES

**CITY OF LA CAÑADA FLINTRIDGE
FY 2007-08 ANNUAL BUDGET**

PROGRAM

FUND

DEPARTMENT

1- CITY COUNCIL (Page 1 of 2)

GENERAL

ADMINISTRATION

The City Council acts as the legislative body for the City establishing all policies and laws. The City Council consists of five members elected at-large to serve four-year overlapping terms. Annually, the City Council selects one of its members to serve as Mayor.

The City Council appoints the City Manager, City Attorney and City Treasurer as well as members of all advisory Commissions, Boards and Committees. The City Council also acts as the governing board for the Redevelopment Agency, the La Canada Flintridge Local Financing Authority, the Public Improvement Corporation and Sanitation District # 34.

ACCT. NO.	LINE ITEM DESCRIPTION	2005-06 ACTUAL	2006-07 BUDGET	2006-07 ESTIMATE	2007-08 ADOPTED	2007-08 MID-YEAR	NOTES/DESCRIPTION
	<i>SALARIES & BENEFITS</i>						
1- 01- 5002	Salaries (Part-time)	18,000	18,000	17,700	18,000		\$300 x 5 x 12 mos. 4 Councilmembers Council + 2 Retirees
1- 01- 5004	Retirement (PERS)	2,275	2,375	1,550	3,175		
1- 01- 5006	Health Insurance	21,525	26,350	26,350	26,075		
1- 01- 5008	Life Insurance	875	0	0	0		
1- 01- 5009	Dental Insurance	425	425	425	450		
1- 01- 5010	Medicare	250	250	250	250		
1- 01- 5011	FICA	450	450	600	1,125		
	Sub-total	43,800	47,850	46,875	49,075	0	2 Councilmembers

PROGRAM

FUND

DEPARTMENT

1- CITY COUNCIL (Page 2 of 2)

GENERAL

ADMINISTRATION

ACCT. NO.	LINE ITEM DESCRIPTION	2005-06 ACTUAL	2006-07 BUDGET	2006-07 ESTIMATE	2007-08 ADOPTED	2007-08 MID-YEAR	NOTES/DESCRIPTION
<i>OPERATIONS EXPENSES</i>							
1- 01- 6032	Books & Publications	50	0	0	50		
1- 01- 6052	Travel, Conferences, Meetings	24,575	31,300	29,000	36,050		Conference Registration (\$12,500); airfare/travel (\$6,000); hotels (\$14,450); meals (\$3,200); special mtgs./study sessions (\$2,500) (LoCC; CCCA; JPIA; NLC);
1- 01- 6053	Memberships & Dues	18,625	20,500	20,100	19,600		League of CA Cities (\$8,100); LA League (\$1,125); CCCA (\$2,725); SCAG (\$1,950); NLC (\$1,700); SGVCOG (\$2,750); LAFCO (\$750); Misc. (\$500)
1- 01- 6061	Professional Services	7,500	45,000	30,000	90,000		Sac. Lobbyist (\$30K); Fed. Lobbyist (\$40K)
1- 01- 6087	Community Newsletter	3,175	4,000	3,500	8,700		Route 210 Fwy. Noise Consult. (\$20K)
1- 01- 6088	City Communications/Special Events	1,625	6,500	6,900	16,000		Print & mail (2 issues x \$4,350 ea.)
	Sub-total	55,550	107,300	89,500	170,400	0	City/Chamber Mixer (\$5,000); Council shirts, City pins, promotionals (\$1,000) Cable Channel Improv. (\$10K)
<i>CAPITAL OUTLAY</i>							
1- 01- 8231	Furnishings & Equipment	1,375	1,000	500	1,000		
	Sub-total	1,375	1,000	500	1,000	0	
TOTAL PROGRAM COSTS		100,725	156,150	136,875	220,475	0	

**CITY OF LA CAÑADA FLINTRIDGE
FY 2007-08 ANNUAL BUDGET**

PROGRAM

FUND

DEPARTMENT

2- LEGAL SERVICES (Page 1 of 1)

GENERAL

ADMINISTRATION

Legal Services are provided to the City on a contract basis by a private law firm specializing in municipal practice and, to a limited extent, the California Joint Powers Insurance Authority, the District Attorney's Office and special counsel law firms.

The City currently contracts its legal services with the law firm Brown, Winfield & Canzoneri. As the City's general legal counsel, the City Attorney reviews staff reports for legal interpretation, drafts ordinances, investigates planning and environmental issues, reviews contracts, keeps the City informed of changes in State and Federal laws, and makes recommendations on pending litigation. Special legal counsel and the Los Angeles County District Attorney's Office provide special prosecution services to the City for municipal code violations. The law firm Liebert & Cassidy provides special employment law counsel and other services under the Employment Relations Consortium

ACCT. NO.	LINE ITEM DESCRIPTION	2005-06 ACTUAL	2006-07 BUDGET	2006-07 ESTIMATE	2007-08 ADOPTED	2007-08 MID-YEAR	NOTES/DESCRIPTION
	<i>SALARIES & BENEFITS</i>	0	0	0	0		
	<i>OPERATIONS EXPENSES</i>						
1- 02- 6032	Books & Publications	2,375	2,200	2,000	2,200		Westlaw (\$1,200); Misc. (\$1,000)
1- 02- 6052	Travel, Conferences & Meetings	1,050	1,200	900	1,200		League City Attys.; Labor; CAALAC
1- 02- 6053	Memberships & Dues	5,450	3,000	3,000	3,075		Bar Dues (\$400); Labor Consort. (\$2,675)
1- 02- 6060	LA County Contract Services	0	0	0	0		District Attorney (Prosecution)
1- 02- 6061	Professional Services	129,725	121,200	115,000	121,200		\$10,100/mo. avg. (includes incidentals)
1- 02- 6062	Litigation	39,550	10,000	8,250	10,000		Unanticipated Litigation
1- 02- 6064	Special Counsel	28,225	80,000	75,500	80,000		Labor Atty. (\$10,000); Cable Atty: (\$5,000); Cty. Prosectr. (\$40,000); Route 710 Legal Consultant (\$25,000)
	Sub-total	206,375	217,600	204,650	217,675	0	
	<i>CAPITAL OUTLAY</i>	0	0	0	0	0	
	TOTAL PROGRAM COSTS	206,375	217,600	204,650	217,675	0	

**CITY OF LA CAÑADA FLINTRIDGE
FY 2007-08 ANNUAL BUDGET**

PROGRAM	FUND	DEPARTMENT
3- CITY MANAGER (Page 1 of 2)	GENERAL	ADMINISTRATION

The City Manager is the chief executive officer appointed by the City Council to manage the day-to-day affairs of the City and to ensure the effective implementation of City Council policies and directives. The City Manager is responsible for the enforcement of all local ordinances and laws. The City Manager hires the City staff and monitors and evaluates the performance of contract personnel providing municipal services.

The City Manager's budget funds the City Manager, Sr. Mgmt. Analyst (Legis.) and part-time Intern positions. Responsibilities of the department include: preparation of the annual budget and reporting of the financial condition of the City; public safety and emergency preparedness planning; recreation services; risk management and insurance; transportation; legislation; cable television; personnel; purchasing; and response to citizen complaints and concerns.

ACCT. NO.	LINE ITEM DESCRIPTION	2005-06 ACTUAL	2006-07 BUDGET	2006-07 ESTIMATE	2007-08 ADOPTED	2007-08 MID-YEAR	NOTES/DESCRIPTION
	<i>SALARIES & BENEFITS</i>						
1- 03- 5001	Salaries (Full-time)	195,850	209,550	209,425	221,050		CM; Sr. Mgmt. Anlyst (Legis) Intern
1- 03- 5002	Salaries (Part-time)	24,075	11,600	8,275	12,575		
1- 03- 5003	Salaries (Other)	1,550	0	0	0		
1- 03- 5004	Retirement (PERS)	46,500	46,100	41,875	48,625		
1- 03- 5006	Health Insurance	8,350	7,500	8,500	8,600		1 Retiree
1- 03- 5010	Medicare	3,475	3,200	3,175	3,400		
1- 03- 5011	FICA	25	725	525	775		Intern
1- 03- 5020	Cafeteria Plan Benefits	25,550	21,300	21,300	24,650		
	Sub-total	305,375	299,975	293,075	319,675	0	

PROGRAM

FUND

DEPARTMENT

3- CITY MANAGER (Page 2 of 2)

GENERAL

ADMINISTRATION

ACCT. NO.	LINE ITEM DESCRIPTION	2005-06 ACTUAL	2006-07 BUDGET	2006-07 ESTIMATE	2007-08 ADOPTED	2007-08 MID-YEAR	NOTES/DESCRIPTION
	<i>OPERATIONS EXPENSES</i>						
1- 03- 6032	Books & Publications	1,050	1,500	1,500	1,600		Newspapers; Prof. Publications
1- 03- 6051	Auto Allowance & Mileage	1,250	1,500	1,550	1,800		
1- 03- 6052	Travel, Conferences, Meetings	7,250	8,000	8,000	9,000		JPIA; SGVCM; CCCA; LCC; MMASC Kiwanis; SGVCOG; Chamber Install.
1- 03- 6053	Memberships & Dues	275	1,400	400	400		SGVCMA; MMASC
1- 03- 6054	Employee Educ. & Training	0	500	0	500		
1- 03- 6061	Professional Services	0	35,000	31,400	25,000		Cable Ascertainments (\$5,000); Personnel Studies (\$20,000)
	Sub-total	9,825	47,900	42,850	38,300	0	
	<i>CAPITAL OUTLAY</i>						
1- 03- 8231	Furnishings & Equipment	425	2,000	2,000	2,000		
	Sub-total	425	2,000	2,000	2,000	0	
	TOTAL PROGRAM COSTS	315,625	349,875	337,925	359,975	0	

**CITY OF LA CAÑADA FLINTRIDGE
FY 2007-08 ANNUAL BUDGET**

PROGRAM	FUND	DEPARTMENT
4- CITY CLERK (Page 1 of 2)	GENERAL	CITY CLERK

The City Clerk is responsible for the conduct of municipal elections; serves as the Fair Political Practices Commission filing officer; attests to proper execution of public documents; prepares agendas and takes minutes of City Council meetings; is responsible for the publication of official notices; and administers the City-wide records management program. The City Clerk's Office assists staff and the public in researching information. The City Clerk also acts as a notary public and deputy registrar.

The City Clerk's Office is currently staffed by the City Clerk, Administrative Clerk, a part-time Administrative Technician and part-time Office Helper. Responsibilities of the department include support and information services.

ACCT. NO.	LINE ITEM DESCRIPTION	2005-06 ACTUAL	2006-07 BUDGET	2006-07 ESTIMATE	2007-08 ADOPTED	2007-08 MID-YEAR	NOTES/DESCRIPTION
	<i>SALARIES & BENEFITS</i>						
1- 04- 5001	Salaries (Full-time)	101,900	114,675	107,800	125,525		City Clerk; Administrative Clerk Admin. Technician; Office Helper
1- 04- 5002	Salaries (Part-time)	10,700	11,400	13,725	18,025		
1- 04- 5003	Salaries (Other)	0	0	0	0		
1- 04- 5004	Retirement (PERS)	21,600	25,225	23,725	31,150		
1- 04- 5006	Health Insurance	16,450	15,000	15,000	17,175		Retiree (one included)
1- 04- 5010	Medicare	1,750	1,825	1,900	2,075		
1- 04- 5011	FICA	675	725	850	1,125		
1- 04- 5020	Cafeteria Plan Benefits	19,850	18,900	18,400	24,650		City Clerk; Adm. Clerk; Adm. Tech
	Sub-total	172,925	187,750	181,400	219,725	0	

PROGRAM

FUND

DEPARTMENT

4- CITY CLERK (Page 2 of 2)

GENERAL

CITY CLERK

ACCT. NO.	LINE ITEM DESCRIPTION	2005-06 ACTUAL	2006-07 BUDGET	2006-07 ESTIMATE	2007-08 ADOPTED	2007-08 MID-YEAR	NOTES/DESCRIPTION
	<i>OPERATIONS EXPENSES</i>						
1- 04- 6031	Office Supplies	850	2,000	250	1,500		Notary supplies; DAT tapes; ord./reso./minute paper; binders
1- 04- 6033	Books & Publications	700	1,100	150	1,000		Election Code Book; CC Handbook
1- 04- 6051	Auto Allowance & Mileage	275	350	225	425		Mileage (avg. \$35/mo.)
1- 04- 6052	Travel, Conferences, Meetings	1,025	1,300	450	1,300		CCAC Conf.; IIMC Conf.; Qtrly. Mtgs. New Election Law seminar
1- 04- 6053	Memberships & Dues	525	425	275	525		CCAC; IIMC; CACEO; ARMA; Notary
1- 04- 6054	Employee Educ. & Training	550	600	300	800		Clerk certificate seminars; training
1- 04- 6061	Professional Services	37,850	41,500	43,800	45,250		MuniCode supplements (\$4,000); Brea IT support (\$28,750); Lexis Govt. Code Updates (1,000); Muni-Metrix softwre. Support (\$500); Iron Mountain Records Storage (\$6,000); Centration SB 90 preparation (\$0); web hosting (\$500); Web Maint. (\$4,500); Interim City Clerk (\$0)
	Sub-total	41,775	47,275	45,450	50,800	0	
	<i>CAPITAL OUTLAY</i>						
1- 04- 8231	Furnishings & Equipment	0	500	500	1,000		
1- 04- 8239	Document Imaging System	0	0	0	61,650		Hardware (\$5,275); Software (\$26,800); Prof. Srv. (\$24,575); Maint. (\$5K)
	Sub-total	0	500	500	62,650	0	
	TOTAL PROGRAM COSTS	214,700	235,525	227,350	333,175	0	

**CITY OF LA CAÑADA FLINTRIDGE
FY 2007-08 ANNUAL BUDGET**

PROGRAM

FUND

DEPARTMENT

5- PLANNING/BUILDING & SAFETY (Page 1 of 2)

GENERAL

COMMUNITY DEVELOPMENT

The Planning/Building & Safety program is responsible for the development and implementation of the City's goals and policies for land use and building development. The Planning section is responsible for the General Plan, zoning, project review, code enforcement and regional environmental issues. Building Inspectors are responsible for the implementation and enforcement of the Building Code and and related codes (plumbing, electrical, etc.), the review of grading and structural plans, the issuance of permits, and on-site inspections.

The Planning/Building & Safety program currently funds the Director of Community Development, Sr. Planner, 2 Planners, 2 Assistant Planners, Admin. Asst., Clerk-Typist and Planning Intern. The staff provide support to the Planning Commission and Design Commission, both five-member citizen boards, appointed by the City Council to publicly review major development projects as well as consider amendments to City planning policies. Under contract with the County of Los Angeles, two Sr. Building Inspectors and one Bldg. Inspector provide building & safety services to the community.

ACCT. NO.	LINE ITEM DESCRIPTION	2005-06 ACTUAL	2006-07 BUDGET	2006-07 ESTIMATE	2007-08 ADOPTED	2007-08 MID-YEAR	NOTES/DESCRIPTION
	<i>SALARIES & BENEFITS</i>						
1- 05- 5001	Salaries (Full-time)	434,250	492,450	470,800	578,575		Dir.: AA: Sr Plan.: 2 Plan.: 2 Asst Pl.; Clerk-Typ Planning Intern 3 employees + 2 Retirees
1- 05- 5002	Salaries (Part-time)	13,075	12,175	8,550	14,525		
1- 05- 5003	Salaries (Other)	150	0	450	0		
1- 05- 5004	Retirement (PERS)	91,775	113,675	103,575	127,300		
1- 05- 5006	Health Insurance	67,950	64,800	70,500	74,875		
1- 05- 5007	Vision Insurance	650	675	675	750		
1- 05- 5008	Life Insurance	0	0	0	0		
1- 05- 5009	Dental Insurance	1,350	1,275	1,300	1,350		
1- 05- 5010	Medicare	6,850	7,675	6,825	8,600		
1- 05- 5011	FICA	925	7,825	550	900		
1- 05- 5020	Cafeteria Plan Benefits	36,300	36,225	33,050	45,675		5 employees
	Sub-total	653,275	736,775	696,275	852,550	0	

PROGRAM

FUND

DEPARTMENT

5- PLANNING/BUILDING & SAFETY (Page 2 of 2)

GENERAL

COMMUNITY DEVELOPMENT

ACCT. NO.	LINE ITEM DESCRIPTION	2005-06 ACTUAL	2006-07 BUDGET	2006-07 ESTIMATE	2007-08 ADOPTED	2007-08 MID-YEAR	NOTES/DESCRIPTION
<i>OPERATIONS EXPENSES</i>							
1- 05- 6032	Books & Publications	500	600	450	600		Ass'rs maps; OPR pub.; Zning Rpt.
1- 05- 6034	Printing & Publishing	525	2,500	2,500	3,000		GP/Zning maps; proj. repro., OCRGP
1- 05- 6035	Stipend	8,800	11,500	8,200	11,500		\$500/mtg. x 23 mtgs (PC & DC)
1- 05- 6051	Auto Allowance & Mileage	275	600	100	400		Mileage (avg. \$33/mo.)
1- 05- 6052	Travel, Conferences, Meetings	5,225	9,000	4,500	10,000		P's. Inst./APA conf.; CalED; DC
1- 05- 6053	Memberships & Dues	650	1,500	1,500	1,800		APA dues; CalED
1- 05- 6054	Employee Educ. & Training	300	1,500	500	1,500		Planning & CEQA Seminars
1- 05- 6060	L.A. County Contract Services	457,800	515,000	525,000	542,250		Bldg. inspection (3.8% increase)
1- 05- 6061	Professional Services	21,700	112,000	126,700	206,500		Contract Planner (\$25K); Code Enf. Officer. (\$108K); Cost Recov. (\$2K); CDBG (\$12K); Doc. Edge. (\$2,500); Parking Consultant (\$57K)
1- 05- 6065	General Plan Update	0	125,000	105,000	270,000		Consultant and incidentals
1- 05- 6068	Commercial Facade Rehab.	0	4,000	3,000	4,000		
1- 05- 6093	Documents/Recordings	4,875	5,000	5,550	10,000		County Recorder (CofO; Fish & Game)
	Sub-total	500,650	788,200	783,000	1,061,550	0	
<i>CAPITAL OUTLAY</i>							
1- 05- 8231	Furnishings & Equipment	2,425	5,300	7,750	7,250		Typing stand (\$500); storage/cabinetry (\$3,750); files (\$2,800)
	Sub-total	2,425	5,300	7,750	7,250	0	
TOTAL PROGRAM COSTS		1,156,350	1,530,275	1,487,025	1,921,350	0	

**CITY OF LA CAÑADA FLINTRIDGE
FY 2007-08 ANNUAL BUDGET**

PROGRAM

FUND

DEPARTMENT

6- NON-DEPARTMENTAL (Page 1 of 2)

GENERAL

ADMINISTRATION

Includes all expenditures that are unassignable to specific departments or are expenditures that are related to support services.

ACCT. NO.	LINE ITEM DESCRIPTION	2005-06 ACTUAL	2006-07 BUDGET	2006-07 ESTIMATE	2007-08 ADOPTED	2007-08 MID-YEAR	NOTES/DESCRIPTION
	<i>SALARIES & BENEFITS</i>						
1- 06- 5003	Salaries (Other)	1,600	0	0	0		
1- 06- 5005	Workers Compensation	27,425	44,025	44,050	44,050		Pr. (\$20,725); Retro (\$22,375); Ex. (\$950)
1- 06- 5008	Life Insurance	8,925	13,250	11,250	13,250		
1- 06- 5012	Leave Buy-back	26,775	32,000	26,800	27,000		Anticipated employee participation
1- 06- 5014	Wellness Program	5,350	6,000	5,500	6,000		Anticipated employee participation
1- 06- 5015	Unemployment	10,950	6,000	0	6,000		Unanticipated claims
1- 06- 5017	Deferred Compensation	14,450	15,000	15,000	18,000		28 x \$500 + 4 x \$1,000
1- 06- 5018	Survivor Benefit	175	0	0	0		Payment's completed
1- 06- 5030	One-Percent Salary Supplement	0	18,375	15,825	0		
1- 06- 5031	Miscellaneous Benefits	0	2,000	2,000	2,000		
	Sub-total	95,650	136,650	120,425	116,300	0	
	<i>OPERATIONS EXPENSES</i>						
1- 06- 6031	Office Supplies	55,050	44,500	52,850	55,000		
1- 06- 6033	Postage	18,875	21,000	18,200	20,100		(\$1,675 x 12 mos.)
1- 06- 6034	Printing & Publishing	28,225	40,000	40,000	41,600		Pub. Hrng. Notices; job ads.
1- 06- 6037	Expendable Equipment	300	3,000	3,000	3,000		Computer peripherals
1- 06- 6038	Lease Agreements	43,800	36,050	38,675	42,800		Cal Trans lot (\$3,175); 2 Copiers (\$10,275); Misc. (\$500); Postage (\$3,450); Edison (\$5,875); Storage (\$12,400); Cerro Negro (\$6,825); AMSC (\$300)
1- 06- 6040	Claim Settlements	6,000	8,500	7,000	8,500		Settlement of small claims matters
1- 06- 6041	Insurance Premiums	209,675	258,400	259,825	306,450		GL (\$174,775); Prop. (\$4,050); Retro. (\$123,250); Env. (\$4,375)
1- 06- 6042	Surety & Employee Bonds	2,650	6,500	2,175	3,750		City Clerk/Treasurer/Notary

PROGRAM

FUND

DEPARTMENT

6- NON-DEPARTMENTAL (Page 2 of 2)

GENERAL

ADMINISTRATION

ACCT. NO.	LINE ITEM DESCRIPTION	2005-06 ACTUAL	2006-07 BUDGET	2006-07 ESTIMATE	2007-08 ADOPTED	2007-08 MID-YEAR	NOTES/DESCRIPTION
	<i>OPERATIONS EXPENSES (cont.)</i>						
1- 06- 6045	Personnel Administration	7,100	15,000	13,000	13,000		Recruit. expenses, pre-employ. phys.
1- 06- 6051	Auto Allowance & Mileage	1,000	1,500	1,500	1,500		Gasoline for City vehicles (\$125/mo.)
1- 06- 6052	Travel, Conferences, Meetings	7,675	8,500	9,275	9,300		Council & Staff Meetings
1- 06- 6054	Employee Educ. & Training	0	2,500	200	1,500		Computer, policies, safety training
1- 06- 6085	Contingency	0	0	0	0		
1- 06- 7101	Equip. Maint./Service Agrmnts.	12,900	10,025	8,500	11,100		Office equip (\$5,250); computer maint. (\$1,000); Accting. Softwr. maint. (\$3,350); City veh. (\$1,500)
	Sub-total	393,250	455,475	454,200	517,600	0	
	<i>CAPITAL OUTLAY</i>						
1- 06- 8231	Furnishings & Equipment	1,425	3,500	3,500	3,500		Office equip. (\$1,400); Misc. (\$1,000)
1- 06- 8237	Computer Equip./Software	40,425	13,175	14,225	19,400		4 computers (\$5,400); 2 Engineering computers (\$8K); 3 network printers (\$3,300); color printer for Planning (\$1,500); PhotoShop Elements (\$200); Adobe Acrobat (\$500); Adobe Photoshop & Acrobat (\$500)
1- 06- 8239	Geographical Information System	9,150	28,550	21,275	11,600		ArcGIS system maint. (\$1,050); ArcIMS maint. (\$1,500); DataQuick (\$1,550); GIS Consultant (\$7,500)
	Sub-total	51,000	45,225	39,000	34,500	0	
	TOTAL PROGRAM COSTS	539,900	637,350	613,625	668,400	0	

**CITY OF LA CAÑADA FLINTRIDGE
FY 2007-08 ANNUAL BUDGET**

PROGRAM

FUND

DEPARTMENT

8- ELECTIONS (Page 1 of 1)

GENERAL

CITY CLERK

The City Clerk is responsible for the conduct and administration of all municipal elections. As a general law City, elections are held every two years, in March, for the purposes of electing City Council members. In addition, the City may conduct special elections as needed for such purposes as referendums or City Council vacancies. The next general election is scheduled for March, 2007.

ACCT. NO.	LINE ITEM DESCRIPTION	2005-06 ACTUAL	2006-07 BUDGET	2006-07 ESTIMATE	2007-08 ADOPTED	2007-08 MID-YEAR	NOTES/DESCRIPTION
	<i>SALARIES & BENEFITS</i>	0	0	0	0	0	
	<i>OPERATIONS EXPENSES</i>						
1- 08- 6033	Postage	0	100	50	0		AV and Sample ballots & misc.
1- 08- 6034	Printing & Publishing	50	0	0	0		Election materials
1- 08- 6060	L.A. County Contract Services	0	0	50	0		County Clerk services
1- 08- 6061	Professional Services	0	0	3,825	0		Mrtn.&Chap (\$56K); Consultant (\$10K)
1- 08- 6084	Precinct Workers	(125)	200	125	0		Eight precincts
1- 08- 6085	Contingent Reserve	0	0	0	0		AV processing & election night personnel; new language require.
	Sub-total	(75)	300	4,050	0	0	
	<i>CAPITAL OUTLAY</i>						
1- 08- 8231	Furnishings & Equipment	0	0	0	0		Miscellaneous
	Sub-total	0	0	0	0	0	
	TOTAL PROGRAM COSTS	(75)	300	4,050	0	0	

**CITY OF LA CAÑADA FLINTRIDGE
FY 2007-08 ANNUAL BUDGET**

PROGRAM

FUND

DEPARTMENT

10- FINANCE (Page 1 of 2)

GENERAL

ADMINISTRATION

The Finance program reflects the expenditures related to management of the City's finances. The Finance Division is comprised of the Director of Administrative Services, Sr. Accountant, Bus. Lic. Clerk and Acct. Clerk. Some of the City Treasurer's costs are included in the Finance Program. The City Treasurer is the primary investment officer and manages the investment portfolio of the City. The City Treasurer is appointed by the City Council and provides monthly reports to the City Council on the status of the City's investments.

ACCT. NO.	LINE ITEM DESCRIPTION	2005-06 ACTUAL	2006-07 BUDGET	2006-07 ESTIMATE	2007-08 ADOPTED	2007-08 MID-YEAR	NOTES/DESCRIPTION
	<i>SALARIES & BENEFITS</i>						
1- 10- 5001	Salaries (Full-time)	101,575	205,925	135,450	232,950		Adm. Srv. Director; Sr. Acct.; Bus. Lic. Clerk Account Clerk
1- 10- 5002	Salaries (Part-time)	22,700	30,700	32,500	33,275		
1- 10- 5003	Salaries (Other)	0	0	0	0		
1- 10- 5004	Retirement (PERS)	26,325	52,050	29,800	58,550		
1- 10- 5010	Medicare	2,200	3,425	2,350	3,850		
1- 10- 5011	FICA	0	0	0	0		Acct. Clerk included in PERS
1- 10- 5020	Cafeteria Plan Benefits	24,675	34,100	25,175	34,100		
	Sub-total	177,475	326,200	225,275	362,725	0	

PROGRAM

FUND

DEPARTMENT

10- FINANCE (Page 2 of 2)

GENERAL

ADMINISTRATION

ACCT. NO.	LINE ITEM DESCRIPTION	2005-06 ACTUAL	2006-07 BUDGET	2006-07 ESTIMATE	2007-08 ADOPTED	2007-08 MID-YEAR	NOTES/DESCRIPTION
	<i>OPERATIONS EXPENSES</i>						
1- 10- 6032	Books & Publications	0	400	450	500		Wall Street Journal; Misc.
1- 10- 6035	Stipend	14,400	14,400	14,400	14,400		Treasurer's Stipend (\$1,200/mo.)
1- 10- 6038	Lease Agreements	5,550	5,825	5,550	0		Acct./Finan. Sys. Upgrade (complete)
1- 10- 6052	Travel, Conferences, Meetings	4,275	4,200	4,000	6,000		CSMFO;CMTA;CCCA;CJPIA; GFOA
1- 10- 6053	Memberships & Dues	425	750	925	1,750		CSMFO, CMTA, GFOA dues
1- 10- 6061	Professional Services	121,900	134,100	120,000	135,600		Auditor (\$50,000); U.S.Bank Fees (\$3,575); St. Controller (\$1,100); Pyroll (\$4,500); BofA (\$5,500); L.A. County fee for collection of property taxes (\$40,000); HdL Consultant Fees (\$3,500); PFM Investment Advisors (\$23,000); BofNY Safekeeping (\$1,200); Bus. Lic. Sftwr. Maint. (\$2,625); AcctTemps (\$600)
	Sub-total	146,550	159,675	145,325	158,250	0	
	<i>CAPITAL OUTLAY</i>						
	Sub-total	0	0	0	0	0	
	TOTAL PROGRAM COSTS	324,025	485,875	370,600	520,975	0	

**CITY OF LA CAÑADA FLINTRIDGE
FY 2007-08 ANNUAL BUDGET**

PROGRAM

FUND

DEPARTMENT

21- PUBLIC SAFETY (Page 1 of 2)

GENERAL

ADMINISTRATION

The Public Safety program encompasses programs and services related to the protection of the general health, safety and welfare of the community. Under various funding arrangements, many public safety services are provided by the County of Los Angeles including: law enforcement; fire protection/paramedics; and ambulance service; The Pasadena Humane Society provides animal care, control and sheltering. In addition, the Public Safety program supports the Success Through Awareness & Resistance program presented in the schools as well as provides for graffiti abatement costs and the assignment of crossing guards at local school sites.

A Public Safety Coordinator is assigned the implementation aspects of the City's emergency preparedness efforts. In addition, this program provides primary staff support to the Public Safety Commission, a five-member advisory Commission appointed by the City Council to monitor and make recommendations on public safety issues.

ACCT. NO.	LINE ITEM DESCRIPTION	2005-06 ACTUAL	2006-07 BUDGET	2006-07 ESTIMATE	2007-08 ADOPTED	2007-08 MID-YEAR	NOTES/DESCRIPTION
	<i>SALARIES & BENEFITS</i>						
1- 21- 5001	Salaries (Full-time)	54,250	61,775	61,350	70,300		PSCoord. Crossing Guards (\$7,025/mo. x 9/mos. + 3 @ 225 hrs. during the summer)
1- 21- 5002	Salaries (Part-time)	52,700	63,875	53,725	65,975		
1- 21- 5003	Salaries (Other)	0	0	0	0		
1- 21- 5004	Retirement (PERS)	8,075	15,000	13,500	16,900		
1- 21- 5010	Medicare	1,575	1,825	1,675	1,975		
1- 21- 5011	FICA	3,000	3,150	3,050	3,150		
1- 21- 5020	Cafeteria Plan Benefits	10,750	9,450	9,450	9,450		
	Sub-total	130,350	155,075	142,750	167,750	0	

PROGRAM
21- PUBLIC SAFETY (Page 2 of 2)

FUND
GENERAL

DEPARTMENT
ADMINISTRATION

ACCT. NO.	LINE ITEM DESCRIPTION	2005-06 ACTUAL	2006-07 BUDGET	2006-07 ESTIMATE	2007-08 ADOPTED	2007-08 MID-YEAR	NOTES/DESCRIPTION
<i>OPERATIONS EXPENSES</i>							
1- 21- 6030	Materials/Supplies	175	500	400	500		Signs/vests
1- 21- 6032	Books & Publications	0	100	100	100		Emergency guides/information
1- 21- 6034	Printing & Publishing	0	1,000	0	800		Mitigation Plan
1- 21- 6035	Stipend	1,750	2,875	1,600	2,875		\$250/mtg. x 11 mtgs.+ \$125
1- 21- 6052	Travel, Conferences, Meetings	4,075	4,000	5,500	6,000		Comm./staff/Captain/Asst.Fire Chief
1- 21- 6054	Employee Educ. & Training	50	2,500	1,700	4,000		Three staff to CSTI
1- 21- 6055	L.A. Co. Sheriff's STAR Program	0	65,550	65,550	76,200		Includes 16% increase
1- 21- 6056	Sheriff's Liability Insurance	115,200	128,950	127,725	138,850		6% of all Sheriff's costs (incl. SLESF)
1- 21- 6057	L.A. Co. Sheriff's Spc. Assign. Dep.	170,375	179,075	179,075	192,500		SRO/City Liaison (incl. 7.5% increase)
1- 21- 6058	L.A. Co. Sheriff's Overtime	31,425	50,000	42,000	65,000		General (\$45K); Fiesta Days (\$8,500); Float (\$1K); Rn for Hgry. (\$5K); Fun Run (\$3K); Soap Box (\$2,500)
1- 21- 6059	L.A. Co. Sheriff's Department	1,643,125	1,722,275	1,711,025	1,839,350		Incl. 7.5% incr.; Law Enf. Tech.; No STAR
1- 21- 6061	Professional Services	0	400	150	400		Predatory animals-skunk, coyote
1- 21- 6070	Pasadena Humane Society	36,925	40,000	37,500	39,000		Animal control services
1- 21- 6081	Programs (Public Safety Comm.)	2,450	10,500	5,500	10,500		Public Ed. (\$2,000); Every 15min. Pgm. (\$2,000); Neigh. Wtch. (\$500); PS Forum (\$500); Postage (\$1,500); Vegetation Mgmt. (\$1,000); Y&S (\$500); Bus. Watch (\$2,500); Citiz. Volunteer Pgm. (\$0K)
1- 21- 6082	Emergency Preparedness	825	6,000	1,000	5,000		3 req'd. exercises; rotate supplies/materials
1- 21- 6083	VERT Program	3,750	6,000	4,500	6,000		Level II CERT ongoing program
1- 21- 7101	Equip. Maint./Service Agr.	900	1,200	800	1,000		City radios maint.; radar repair/certif.
1- 21- 7114	Graffiti Abatement	1,500	1,500	0	700		Graffiti removal (labor/materials)
	Sub-total	2,012,525	2,222,425	2,184,125	2,388,775	0	
<i>CAPITAL OUTLAY</i>							
1- 21- 8231	Furnishings & Equipment	0	4,000	0	2,500		
1- 21- 8233	Grant Expenditures	10,350	53,000	45,000	38,000		Every 15 mins. (\$8K); Hazard Mitigation Plan (\$30K)
1- 21- 8238	Cherry Canyon Brush Maint.	11,300	12,200	30,000	32,000		Year 9 of 10
	Sub-total	21,650	69,200	75,000	72,500	0	
TOTAL PROGRAM COSTS		2,164,525	2,446,700	2,401,875	2,629,025	0	

**CITY OF LA CAÑADA FLINTRIDGE
FY 2007-08 ANNUAL BUDGET**

PROGRAM

FUND

DEPARTMENT

31- RECREATION & HUMAN SERVICES (Page 1 of 2)

GENERAL

ADMINISTRATION

The Recreation & Human Services program provides funding for contracted recreation programs as well as support to community and human services organizations. The City currently contracts with the Roger Barkley Community Center for community teen and other recreation programs. In addition, the City funds a series of community concerts and beach excursions which are held during the Summer months. The City also provides funding to the La Canada Flintridge Leisure Club in support of senior citizen programs. The City's Skate Park Program, a Joint Use program with the LCUSD, is included within this program budget as is the funding of the Joint Use Library, located at LCHS. Funding for various civic and community organizations as "Contributions to Community Groups" are also included in this program.

The Recreation & Human Services program funds the Senior and Management Analyst positions that provide primary support to the Parks & Recreation Commission and Youth Council, five-member advisory bodies appointed by the City Council to review and oversee local recreation, human services and youth needs. This program also funds the part-time Recreation Specialists (Skate Park).

ACCT. NO.	LINE ITEM DESCRIPTION	2005-06 ACTUAL	2006-07 BUDGET	2006-07 ESTIMATE	2007-08 ADOPTED	2007-08 MID-YEAR	NOTES/DESCRIPTION
	<i>SALARIES & BENEFITS</i>						
1- 31- 5001	Salaries (Full-time)	101,575	129,300	125,775	141,200		Senior MA; MA Recreation Specialists (3)
1- 31- 5002	Salaries (Part-time)	20,625	31,550	24,275	47,275		
1- 31- 5003	Salaries (Other)	0	0	0	0		
1- 31- 5004	Retirement (PERS)	29,525	35,375	27,675	41,475		
1- 31- 5010	Medicare	2,150	2,325	2,175	2,725		
1- 31- 5011	FICA	0	1,950	1,500	2,925		Sr. MA; MA; Rec. Specialists (3)
1- 31- 5020	Cafeteria Plan Benefits	25,925	30,400	26,050	36,150		
	Sub-total	179,800	230,900	207,450	271,750	0	

PROGRAM
31- RECREATION & HUMAN SERVICES (Page 2 of 2)

FUND
GENERAL

DEPARTMENT
ADMINISTRATION

ACCT. NO.	LINE ITEM DESCRIPTION	2005-06 ACTUAL	2006-07 BUDGET	2006-07 ESTIMATE	2007-08 ADOPTED	2007-08 MID-YEAR	NOTES/DESCRIPTION
	<i>OPERATIONS EXPENSES</i>						
1- 31- 6032	Books & Publications	50	75	0	75		NPRS
1- 31- 6034	Printing & Publishing	0	150	25	175		LCHS Boosters programs
1- 31- 6035	Stipend	2,300	2,875	2,700	2,875		\$250/mtg. x 11 mtgs. + \$125
1- 31- 6051	Auto Allowance & Mileage	750	1,000	950	1,125		Average \$93.75/mo. x 12 mos.
1- 31- 6052	Travel, Conferences & Meetings	2,075	1,800	2,025	2,000		
1- 31- 6053	Memberships & Dues	400	800	300	625		CPRS; MMASC; SHRM
1- 31- 6061	Professional Services	68,525	92,625	8,675	45,300		Balance on RBCC Schem. Design
1- 31- 6064	Lighting (School Fields)	15,700	15,000	16,000	16,750		User groups; prior yr. payment
1- 31- 6073	Contributions to Comm. Groups	147,050	134,000	134,600	163,550		TofR (\$15K); CofC (\$75K); Mtn. Ave PTA (\$2,500); YMCA (\$28,350); LCHS Music Parents (\$5K); Leisure Club (\$2,500); LC Valley Beautif. (\$7,500); One City/Book (\$1,000); Comm. Ctr. Teen (\$26,700)
1- 31- 6081	Programs (Recreation)	28,325	30,000	23,500	28,500		Prgms./Special Events (\$2,500); Music/Movies-in-the-Park (\$26,000); FlintFest (\$2K); Misc. (\$1,000)
1- 31- 6085	Youth Council Activities	(275)	3,000	1,000	3,000		
1- 31- 6086	Joint Use Library	61,650	58,000	64,400	66,450		
1- 31- 6087	Skate Park	600	4,300	1,000	4,500		Supplies (\$2,000); Equip. (\$1,500); Maint. (\$1,000)
	Sub-total	327,150	343,625	255,175	334,925	0	
	<i>CAPITAL OUTLAY</i>						
1- 31- 8231	Furnishings & Equipment	0	2,200	2,200	1,000		Miscellaneous
	Sub-total	0	2,200	2,200	1,000	0	
	TOTAL PROGRAM COSTS	506,950	576,725	464,825	607,675	0	

**CITY OF LA CAÑADA FLINTRIDGE
FY 2007-08 ANNUAL BUDGET**

PROGRAM

FUND

DEPARTMENT

42- PUBLIC WORKS (Page 1 of 2)

GENERAL

PUBLIC WORKS

The Public Works program is responsible for maintaining and improving the City's infrastructure. Responsibilities include: street and sidewalk construction; street maintenance and repair; median construction and maintenance; street and traffic lighting; street sweeping; facilities maintenance; engineering and roadside tree inventory and maintenance.

The Public Works program is staffed by the PW Dir.; City Egr.; Sr. Civil Egr.; Assoc. Engr.; Admin. Asst.; and Inspector. Other positions assist the Director and have been reflected elsewhere in the budget. In addition to the Public Works staff, the Public Works Commission, a five-member advisory body appointed by the City Council, makes recommendations on needed improvements to the City's infrastructure.

ACCT. NO.	LINE ITEM DESCRIPTION	2005-06 ACTUAL	2006-07 BUDGET	2006-07 ESTIMATE	2007-08 ADOPTED	2007-08 MID-YEAR	NOTES/DESCRIPTION
	<i>SALARIES & BENEFITS</i>						
1- 42- 5001	Salaries (Full-time)	354,050	423,550	363,550	504,300		Dir.; City Egr.; Sr. Civil Egr.; Asc.Egr.; Insp.; AA. PW Inspector vacancy 2 Retirees included 5 employees + 80% of 1 employee
1- 42- 5003	Salaries (Other)	2,550	0	0	0		
1- 42- 5004	Retirement (PERS)	75,025	93,200	72,700	110,950		
1- 42- 5006	Health Insurance	24,100	21,500	25,100	26,750		
1- 42- 5007	Vision Insurance	0	0	0	0		
1- 42- 5008	Life Insurance	0	0	0	0		
1- 42- 5009	Dental Insurance	0	0	0	0		
1- 42- 5010	Medicare	5,675	5,275	5,275	7,300		
1- 42- 5011	FICA	650	0	0	0		
1- 42- 5020	Cafeteria Plan Benefits	40,675	42,975	39,650	52,425		
	Sub-total	502,725	586,500	506,275	701,725	0	

PROGRAM
42- PUBLIC WORKS (Page 2 of 2)

FUND
GENERAL

DEPARTMENT
PUBLIC WORKS

ACCT. NO.	LINE ITEM DESCRIPTION	2005-06 ACTUAL	2006-07 BUDGET	2006-07 ESTIMATE	2007-08 ADOPTED	2007-08 MID-YEAR	NOTES/DESCRIPTION
<i>OPERATIONS EXPENSES</i>							
1- 42- 6030	Materials/Supplies	3,275	5,500	5,500	5,500		Supplies (\$4,000); Flags (\$1,500)
1- 42- 6032	Books & Publications	550	400	550	550		Resource & Reference Material
1- 42- 6034	Printing & Publishing	50	800	600	800		Miscellaneous
1- 42- 6035	Stipend	2,100	2,875	2,500	2,875		\$250/mtg. x 11 mtgs. + \$125
1- 42- 6037	Expendable Equipment	0	0	0	0		
1- 42- 6051	Auto Allowance & Mileage	850	2,000	1,500	2,000		Mileage (avg. \$166/mo.) 8 emps.
1- 42- 6052	Travel, Conferences & Meetings	1,950	3,400	1,700	3,400		MSA; APWA;PWOI; CCCA
1- 42- 6053	Memberships & Dues	50	450	300	450		MSA; PWO; Street Tree Assoc.
1- 42- 6054	Employee Educ. & Training	0	400	200	400		Seminars; tuition
1- 42- 6061	Professional Services	217,875	281,800	281,800	260,875		Traff. Egr. (\$75K); Flag Hang. (\$10K) Arborist (\$10K); Speed Survey (\$40K); Misc. (\$2K); Consult. Egr (\$60K); LC Blvd.Plan (\$15,875); Pav.Mgt. (\$3K); Arroyo Watershed Study (\$45K)
1- 42- 6065	NBSSR Study	85,000	10,000	8,000	2,000		Added work #1 (\$31K); #2 (\$20K); # 3 (\$30K)
1- 42- 6073	Inter-agency Projects	0	30,000	30,000	49,650		Arroyo-Seco Watershed Restoration
1- 42- 7113	Street Maintenance	375,525	320,000	315,000	350,000		
1- 42- 7115	Mosquito Abatement	0	250	125	250		
1- 42- 7120	Tree Trimming	392,475	392,100	360,400	372,100		
1- 42- 7121	Tree Spraying & Inspection	35,100	30,000	30,500	56,000		Deodar Spray (\$25K); General (\$31K)
1- 42- 7123	Replanting of Trees	2,825	6,000	5,000	6,000		
	Sub-total	1,117,625	1,085,975	1,043,675	1,112,850	0	
<i>CAPITAL OUTLAY</i>							
1- 42- 8231	Furnishings & Equipment	0	4,000	3,500	4,000		Radio Ant. Maint. (\$2,500); Foothill Benches (\$1,000); Misc. (\$500)
1- 42- 8237	Computer Equip./Software	0	3,000	3,000	2,000		Printer (\$1,500); Misc. (\$500)
1- 42- 8239	Street Improvements	0	8,500	6,000	8,500		Guardrails (\$7K); Misc. (\$1,500)
1- 42- 8700	Disaster Repair Work	704,500	0	0	0		To be reimbursed by FEMA/OES
	Sub-total	704,500	15,500	12,500	14,500	0	
TOTAL PROGRAM COSTS		2,324,850	1,687,975	1,562,450	1,829,075	0	

**CITY OF LA CAÑADA FLINTRIDGE
FY 2007-08 ANNUAL BUDGET**

PROGRAM

FUND

DEPARTMENT

45- PARKS & LANDSCAPE (Page 1 of 3)

GENERAL

PUBLIC WORKS

The Parks & Landscape program is responsible for the maintenance and care of greenscape in the City's parks and median sites. Services are provided under contract with a private landscape maintenance firm. In addition, the program funds on-going maintenance of school district fields and tennis courts as required under the Joint Use Agreement between the City and the La Canada Unified School District. The majority of the City's trail system is maintained by the Los Angeles County Parks and Recreation Department, however, trails located in Cherry Canyon are maintained by the City's landscape maintenance contractor. The Parks & Landscape program receives staff support from the Senior Mgmt. Analyst II, Management Aide, Facilities Maint. Superintendent and Clerk-Typist.

ACCT. NO.	LINE ITEM DESCRIPTION	2005-06 ACTUAL	2006-07 BUDGET	2006-07 ESTIMATE	2007-08 ADOPTED	2007-08 MID-YEAR	NOTES/DESCRIPTION
	<i>SALARIES & BENEFITS</i>						
1- 45- 5001	Salaries (Full-time)	173,650	217,050	218,350	231,850		Sr. MA II; Mgmt. Aide; FMS; Clerk-Typ
1- 45- 5002	Salaries (Part-time)	0	0	0	0		
1- 45- 5004	Retirement (PERS)	36,700	47,750	43,675	51,000		Mgmt. Aide vacancy
1- 45- 5006	Health Insurance	25	0	0	0		
1- 45- 5010	Medicare	2,850	3,150	3,150	3,375		
1- 45- 5020	Cafeteria Plan Benefits	32,050	37,800	37,800	37,800		
	Sub-total	245,275	305,750	302,975	324,025	0	

PROGRAM

FUND

DEPARTMENT

45- PARKS & LANDSCAPE (Page 2 of 3)

GENERAL

PUBLIC WORKS

ACCT. NO.	LINE ITEM DESCRIPTION	2005-06 ACTUAL	2006-07 BUDGET	2006-07 ESTIMATE	2007-08 ADOPTED	2007-08 MID-YEAR	NOTES/DESCRIPTION
	<i>OPERATIONS EXPENSES</i>						
1- 45- 6023	Water	73,800	69,600	67,500	72,000		New: LDS field; M. Discovery Prk Mem. Park RR; irrig. contr.; Holiday lights Irrigation parts (\$3,500); Misc. (\$400); RR supplies (\$500); bulbs (\$750); keys/locks (\$150); signs (\$500); Pet waste (\$1,000) Trade publications Miscellaneous printing Confs. (\$500); mtgs. (\$150) MMASC; MSA; Turf Assoc. Seminars/tuition Misc. (\$3,000); Vector Control (\$5,000) Eagle Scout projects (5 x \$200 ea.) Contractor (\$132,975); vandalism (\$1,000); electrical (\$2,000); Cus- todial (\$6,500); safety/repair (\$3,000) Mayors' Discovery Park (\$7,000) Contractor (\$287,500); Special Projects (\$4,000); Vandalism repair (\$1,000); Electrical (\$1,000); repair (\$3,000); fence repair (\$1,000); poles/lights (\$2,000)
1- 45- 6027	Electricity	8,625	15,000	14,250	15,000		
1- 45- 6030	Materials/Supplies	400	6,800	6,500	6,800		
1- 45- 6032	Books & Publications	(50)	50	50	50		
1- 45- 6034	Printing and Publishing	25	50	50	50		
1- 45- 6051	Auto Allowance & Mileage	150	0	0	0		
1- 45- 6052	Travel, Conferences & Meetings	75	650	600	650		
1- 45- 6053	Memberships & Dues	225	300	300	300		
1- 45- 6054	Employee Educ. & Training	0	200	175	200		
1- 45- 6061	Professional Services	5,650	13,000	5,000	8,000		
1- 45- 6073	Contributions to Comm. Groups	175	1,000	500	1,000		
1- 45- 7105	Park Maintenance	122,425	125,875	145,500	152,475		
1- 45- 7107	Joint Use Site Maintenance	213,925	242,000	220,150	299,500		

PROGRAM

FUND

DEPARTMENT

45- PARKS & LANDSCAPE (Page 3 of 3)

GENERAL

PUBLIC WORKS

ACCT. NO.	LINE ITEM DESCRIPTION	2005-06 ACTUAL	2006-07 BUDGET	2006-07 ESTIMATE	2007-08 ADOPTED	2007-08 MID-YEAR	NOTES/DESCRIPTION
	<i>OPERATIONS EXPENSES (cont.)</i>						
1- 45- 7109	Median & Right-of-Way Maint.	48,625	48,000	50,050	57,725		Contractor (\$48,625); vandalism repair (\$1,100); Holiday lights (\$500); ACH Medians (\$6,000); Old Town Medians (\$1,200); Bulb-out Maintenance (\$300)
1- 45- 7110	Trail Maintenance & Easements	500	8,000	7,000	9,875		
1- 45- 7118	Property Maintenance	36,275	24,250	8,500	24,250		
	Sub-total	510,825	554,775	526,125	647,875	0	
	<i>CAPITAL OUTLAY</i>						
1- 45- 8231	Furnishings & Equipment	2,900	3,000	2,500	3,000		Picnic Benches/ 2 Trash Cans at school fields
	Sub-total	2,900	3,000	2,500	3,000	0	
	TOTAL PROGRAM COSTS	759,000	863,525	831,600	974,900	0	

**CITY OF LA CAÑADA FLINTRIDGE
FY 2007-08 ANNUAL BUDGET**

PROGRAM

FUND

DEPARTMENT

48- CITY HALL (Page 1 of 2)

GENERAL

PUBLIC WORKS

In 1991, the City Council established the La Canada Flintridge Public Improvement Corporation for the purpose of arranging and executing Certificates of Participation to finance the purchase of an office building located at 1327 Foothill Blvd. for use as a City Hall. Certificates of Participation, in the amount of \$1.2 million, were issued to finance the purchase. The City Hall program includes all expenditures related to the maintenance, use and improvement of the building. The required annual lease payments to the La Canada Flintridge Public Improvement Corporation to repay the purchase debt are paid out of the Debt Service Fund.

ACCT. NO.	LINE ITEM DESCRIPTION	2005-06 ACTUAL	2006-07 BUDGET	2006-07 ESTIMATE	2007-08 ADOPTED	2007-08 MID-YEAR	NOTES/DESCRIPTION
	<i>SALARIES & BENEFITS</i>	0	0	0	0	0	
	<i>OPERATIONS EXPENSES</i>						
1- 48- 6021	Telephone, Cellular, Pager	19,550	22,225	21,350	22,225		Avg. \$1,850/mo. x 12 mos.
1- 48- 6023	Water	775	900	850	900		
1- 48- 6027	Electricity	21,325	18,800	19,500	18,800		
1- 48- 6029	Gas	1,425	1,500	1,100	1,500		
1- 48- 6037	Custodial Service	10,800	11,000	10,500	12,000		\$1,000/mo. x 12 mos.
1- 48- 6061	Professional Services	725	1,350	975	1,350		Security System Lease
1- 48- 7103	Building Maintenance	7,600	6,000	5,750	6,000		Miscellaneous
1- 48- 7104	General Maintenance	7,100	6,700	6,800	6,700		Plumbing, electrical, srvc. agrmnts.
1- 48- 7106	Landscape Maintenance	7,175	6,675	6,975	8,325		Contract (\$7,725); plants (\$600)
	Sub-total	76,475	75,150	73,800	77,800	0	

PROGRAM

FUND

DEPARTMENT

48- CITY HALL (Page 2 of 2)

GENERAL

PUBLIC WORKS

ACCT. NO.	LINE ITEM DESCRIPTION	2005-06 ACTUAL	2006-07 BUDGET	2006-07 ESTIMATE	2007-08 ADOPTED	2007-08 MID-YEAR	NOTES/DESCRIPTION
	<i>CAPITAL OUTLAY</i>						
1- 48- 8231	Furnishings & Equipment	600	9,000	9,000	9,000		
1- 48- 8233	Building Improvements	1,200	11,000	12,000	11,000		PW/B&S Remodel
	Sub-total	1,800	20,000	21,000	20,000	0	
	TOTAL PROGRAM COSTS	78,275	95,150	94,800	97,800	0	

**CITY OF LA CAÑADA FLINTRIDGE
FY 2007-08 ANNUAL BUDGET**

PROGRAM

FUND

DEPARTMENT

49- LANTERMAN HOUSE (Page 1 of 2)

GENERAL

PUBLIC WORKS

The Lanterman House, located at 4420 Encinas Drive, was presented to the City as a gift from the Lanterman Family in January, 1985. The house was built in 1915 by the Lanterman family and still contains all of the original furnishings. Plans to remodel and refurbish the house into a house museum and limited cultural center have been completed and can now be enjoyed by the community and local historians. A grant from the State of California was received by the City to aid in the restoration process.

The City Council established the Lanterman Historical Museum Foundation to oversee operations for the reconstruction and development of the Lanterman House Museum. The Lanterman House program contains funding for the day-to-day management and operations of the facility as well as other obligations that are consistent with provisions of the Lanterman Foundation Agreement.

ACCT. NO.	LINE ITEM DESCRIPTION	2005-06 ACTUAL	2006-07 BUDGET	2006-07 ESTIMATE	2007-08 ADOPTED	2007-08 MID-YEAR	NOTES/DESCRIPTION
	<i>SALARIES & BENEFITS</i>						
1- 49- 5002	Salaries (Part-time)	0	0	0	0	0	
1- 49- 5010	Medicare	0	0	0	0	0	
1- 49- 5011	FICA	0	0	0	0	0	
1- 49- 5016	Overtime	0	0	0	0	0	
	Sub-total	0	0	0	0	0	

PROGRAM

FUND

DEPARTMENT

49- LANTERMAN HOUSE (Page 2 of 2)

GENERAL

PUBLIC WORKS

ACCT. NO.	LINE ITEM DESCRIPTION	2005-06 ACTUAL	2006-07 BUDGET	2006-07 ESTIMATE	2007-08 ADOPTED	2007-08 MID-YEAR	NOTES/DESCRIPTION
	<i>OPERATIONS EXPENSES</i>						
1- 49- 6021	Telephone Charges	475	500	550	550		
1- 49- 6023	Water	2,550	3,400	3,350	3,500		
1- 49- 6027	Electricity	3,525	4,000	4,375	4,250		
1- 49- 6029	Gas	1,425	1,500	1,450	1,500		
1- 49- 6061	Professional Services	2,150	2,150	2,150	2,150		Security System
1- 49- 6073	Contributions to Comm. Groups	75,300	71,050	71,050	77,500		Foundation Agrmnt. (\$37,000); Executive Director (\$40,500)
1- 49- 7103	Building Maintenance	8,100	5,500	5,350	5,500		Unanticipated repairs
1- 49- 7106	Landscape Maintenance	12,550	12,000	12,300	14,875		Contractor (\$14,375); Misc. (\$500)
	Sub-total	106,075	100,100	100,575	109,825	0	
	<i>CAPITAL OUTLAY</i>						
1- 49- 8233	Building Improvements	625	6,100	5,000	8,500		Concrete Terrace (\$8K); Trellis (\$500)
	Sub-total	625	6,100	5,000	8,500	0	
	TOTAL PROGRAM COSTS	106,700	106,200	105,575	118,325	0	

00045

**CITY OF LA CAÑADA FLINTRIDGE
FY 2007-08 ANNUAL BUDGET**

PROGRAM
50- LANTERMAN AUDITORIUM (Page 1 of 1)

FUND
GENERAL

DEPARTMENT
ADMINISTRATION

The Lanterman Auditorium program identifies and provides funding for personnel, operations and maintenance for the Lanterman Auditorium facility.
The Lanterman Auditorium is owned by the La Canada Unified School District and operated and maintained by the City under the Joint Use Agreement.

ACCT. NO.	LINE ITEM DESCRIPTION	2005-06 ACTUAL	2006-07 BUDGET	2006-07 ESTIMATE	2007-08 ADOPTED	2007-08 MID-YEAR	NOTES/DESCRIPTION
	<i>SALARIES & BENEFITS</i>						
1- 50- 5002	Salaries (Part-time)	32,875	38,525	27,675	30,025		
1- 50- 5003	Salaries (Other)	3,050	0	0	0		
1- 50- 5004	Retirement (PERS)	5,825	6,150	5,525	4,125		
1- 50- 5010	Medicare	625	550	425	425		
1- 50- 5011	FICA	575	650	500	700		
1- 50- 5020	Cafeteria Plan Benefits	5,750	5,750	5,750	5,750		
	Sub-total	48,700	51,625	39,875	41,025	0	
	<i>OPERATIONS EXPENSES</i>						
1- 50- 6021	Telephone Charges	0	250	0	250		
1- 50- 6023	Water	4,075	3,500	3,775	3,850		
1- 50- 6027	Electricity	10,025	10,275	8,025	10,275		
1- 50- 6029	Gas	6,375	6,700	5,050	6,400		
1- 50- 6037	Custodial Service	7,875	7,650	6,725	7,650		
1- 50- 6061	Professional Services	1,025	1,575	1,575	1,575		
1- 50- 7103	Building Maintenance	2,175	2,000	0	2,000		
	Sub-total	31,550	31,950	25,150	32,000	0	
	<i>CAPITAL OUTLAY</i>						
1- 50- 8231	Furnishings & Equipment	24,025	9,750	9,750	9,750		
	Sub-total	24,025	9,750	9,750	9,750	0	
	TOTAL PROGRAM COSTS	104,275	93,325	74,775	82,775	0	

**CITY OF LA CAÑADA FLINTRIDGE
FY 2007-08 ANNUAL BUDGET**

PROGRAM

FUND

DEPARTMENT

53- STORM WATER MGMT. (NPDES) (Page 1 of 1)

GENERAL

PUBLIC WORKS

ACCT. NO.	LINE ITEM DESCRIPTION	2005-06 ACTUAL	2006-07 BUDGET	2006-07 ESTIMATE	2007-08 ADOPTED	2007-08 MID-YEAR	NOTES/DESCRIPTION
	<i>SALARIES & BENEFITS</i>						
1- 53- 5001	Salaries (Full-time)	0	11,700	11,800	12,700		20% Public Works Inspector
1- 53- 5004	Retirement (PERS)	0	2,575	2,350	2,800		
1- 53- 5010	Medicare	0	175	175	175		
1- 53- 5011	FICA	0	400	725	0		
1- 53- 5020	Cafeteria Plan Benefits	0	1,900	1,900	1,900		20% of one employee
	Sub-total	0	16,750	16,950	17,575	0	
	<i>OPERATIONS EXPENSES</i>						
1- 53- 6030	Materials/Supplies	0	2,500	500	5,000		Catch-basin inserts
1- 53- 6032	Books & Publications	0	50	50	50		
1- 53- 6033	Postage	0	875	300	875		
1- 53- 6034	Printing & Publishing	0	1,200	500	1,200		
1- 53- 6052	Travel, Conferences, Meetings	0	0	0	0		
1- 53- 6054	Employee Educ. & Training	0	700	350	700		
1- 53- 6060	L.A. Co. Contract Services	9,100	15,000	26,000	25,000		Inspection (\$10,000); Reimbursable Inspect.- Rest./Comm. (\$15,000)
1- 53- 6061	Professional Services	1,875	11,700	9,000	11,700		TMDL educ.; monitoring
	Sub-total	10,975	32,025	36,700	44,525	0	
	<i>CAPITAL OUTLAY</i>	0	0	0	0	0	
	TOTAL PROGRAM COSTS	10,975	48,775	53,650	62,100	0	

**SPECIAL FUND PROGRAM EXPENDITURES
& FUND BALANCE**

**CITY OF LA CAÑADA FLINTRIDGE
FY 2007-08 ANNUAL BUDGET**

PROGRAM
GENERAL (Page 1 of 2)

FUND BALANCE
FUND - 1

DEPARTMENT
ADMINISTRATION

ACCT. NO.	DESCRIPTION	2005-06 ACTUAL	2006-07 BUDGET	2006-07 ESTIMATE	2007-08 ADOPTED	2007-08 MID-YEAR	NOTES/DESCRIPTION
<i>AVAILABLE FUNDS:</i>							
	BEGINNING FUND BALANCE:	15,133,200	13,660,150	13,201,950	16,283,600		
	General Fund (Operating) Revenues	9,659,075	9,687,675	10,537,725	11,296,500		
	Operating Reimbursements:						
	Reimbursement - Traffic Safety (2)	86,925	85,000	57,800	80,000		Reimbursement of law enforcement costs
	Reimbursement - Bonds & Grants (4)	0	0	0	29,425		Indiana Trail Overcrossing
	Reimbursement - CDBG (11)	11,850	10,650	10,650	10,650		Salary Reimbursement (Admin. Project)
	Reimbursement - Sewer Redemp. (22)	26,425	11,250	11,250	11,600		District 1 staff costs reimbursement
	Reimbursement - Sewer Redemp. (25)	37,200	21,650	19,200	23,650		District 2 staff costs reimbursement
	Reimbursement - Prop. A (30)	33,600	33,950	33,950	38,250		Salary Reimbursement
	Reimbursement - Solid Waste (32)	446,550	152,275	152,275	159,700		Salary Reimbursement
	Reimbursement - LLEBG (34)	2,925	0	0	0		
	Reimbursement - Sewer Redemp. (42)	38,750	500	0	0		
	Sub-total: Operating Reimbursements	684,225	315,275	285,125	353,275	0	
	Allocation From Reserves (to Operating Budget):	0	0	0	0	0	
	Allocation From Reserves (to Oper. Bgt. for Disaster):	0	0	0	0	0	
	Transfers In/Other Direct Revenues (to Reserves):						
	Transfer In - Proposition C (29)	0	62,000	62,000	0		Reimburse for Old Town Median Proj.
	Transfer In - Capital Projects Fund (31)	0	223,600	221,775	0		Reimburse for Mayors' Discovery Park: SHOPP-TEA & L&WC
	Rpymt. of Adv. - Sanitation Fund (20)	0	0	514,050	0		Repayment of Sewer District 3 Advance
	Rpymt. of Adv. (Prin.) - SDSF (23)	0	61,875	95,000	53,025		Annual Reimburse. for District # 1 related costs
	Rpymt. of Adv. (Interest) - SDSF (23)	0	77,475	181,200	85,075		Annual Reimburse. for District # 1 related interest
	Rpymt. of Adv. (Prin.) - SDSF (26)	0	1,026,275	1,026,275	0		Repayment of Sewer District 2 Advance
	FEMA/OES Disaster Reimbursement	0	865,200	0	0		Jan./Feb. 2005 Rainstorm
	Subtotal - Transfers In/Other Direct:	0	2,316,425	2,100,300	138,100	0	
	TOTAL AVAILABLE FUNDS:	25,476,500	25,979,525	26,125,100	28,071,475	0	

ACCT NO.	DESCRIPTION	2005-06 ACTUAL	2006-07 BUDGET	2006-07 ESTIMATE	2007-08 ADOPTED	2007-08 MID-YEAR	NOTES/DESCRIPTION
<i>EXPENDITURES & LIABILITIES:</i>							
	Operating Budget Expenditures	8,913,175	9,531,325	8,971,650	10,643,700		
	Disaster Expenditures	0	0	0	0		
From Operating Budget:							
	Transfer Out - To Bonds & Grants (4)	159,800	100,750	100,750	23,450		Rockridge Terrace
	Transfer Out - To Debt Service (9)	81,775	80,275	80,100	83,550		For City Hall Lease (COPs)
	Transfer Out - To Capital Projects (31)	913,700	358,675	358,675	858,425		See Schedule CP-A
	Transfer Out - To SLESF Fund (35)	0	12,200	10,400	40,650		For Traffic Investigator position (difference)
	Transfer Out - To Prop. Acq. Fund (38)	7,325	0	0	0		
	Subtotal - from Operating	1,162,600	551,900	549,925	1,006,075	0	
From Reserves:							
	Transfer Out - To Bonds & Grants (4)	0	0	0	68,750		Passive Park (\$12,500); MPIII (\$56,250)
	Transfer Out - To CDBG (11)	0	0	0	0		
	Transfer Out - To Capital Projects (31)	2,198,775	222,925	222,925	911,000		See Schedule CP-B
	Loan Advance - to San. Fund (20)	0	630,000	97,000	96,000		Annual Districts 4 & 5 related costs
	To Operating Budget	0	0	0	0		
	To Operating Budget (for Disaster)	0	0	0	0		
	Subtotal - From Reserves:	2,198,775	852,925	319,925	1,075,750	0	
<i>TOTAL EXPENDITURES & LIABILITIES:</i>		12,274,550	10,936,150	9,841,500	12,725,525	0	
ENDING FUND BALANCE:		13,201,950	15,043,375	16,283,600	15,345,950	0	

<i>FUND EQUITY:</i>							
		13,201,950	15,043,375	16,283,600	15,345,950	0	
	Designated for Emergencies	1,868,000	1,868,000	1,868,000	1,868,000		
	Rsrvd for Long-Term Receivables	200,000	200,000	200,000	200,000		
	Rsrvd for Comp. Leave Bal.	100,000	100,000	100,000	100,000		
	Designated for St. Improvements	2,999,125	2,999,125	2,999,125	2,999,125		
	Designated for Facility Acquis.	519,075	519,075	519,075	519,075		
	Decline of Market Value of Invest.	150,000	150,000	150,000	150,000		
	Designated for Capital Improvements	107,725	107,725	107,725	107,725		
	Due from FEMA/OES	0	0	0	0		
	Undesignated	7,258,025	9,099,450	10,339,675	9,402,025		
<i>TOTAL FUND EQUITY:</i>		13,201,950	15,043,375	16,283,600	15,345,950	0	

**CITY OF LA CAÑADA FLINTRIDGE
FY 2007-08 ANNUAL BUDGET**

PROGRAM

FUND BALANCE

DEPARTMENT

TRAFFIC SAFETY (Page 1 of 2)

FUND - 2

ADMINISTRATION

The Traffic Safety Fund allocates revenues received as a result of vehicle code violations which occur within the City. In recent years, the amount of revenues has declined as a result of the Legislature's decision to transfer monies to fund the Trial Courts and to balance the State budget. Monies from the Traffic Safety Fund are used to reimburse the General Fund for law enforcement costs.

ACCT NO.	DESCRIPTION	2005-06 ACTUAL	2006-07 BUDGET	2006-07 ESTIMATE	2007-08 ADOPTED	2007-08 MID-YEAR	NOTES/DESCRIPTION
<i>AVAILABLE FUNDS:</i>							
	BEGINNING FUND BALANCE	0	0	0	0	0	
2- 00- 4421	Vehicle Code Fines	86,925	85,000	57,800	80,000		
2- 00- 4610	Interest	0	0	0	0		
	Subtotal - Revenues	86,925	85,000	57,800	80,000	0	
	Transfers In	0	0	0	0		
<i>TOTAL AVAILABLE FUNDS:</i>		86,925	85,000	57,800	80,000	0	

PROGRAM

FUND BALANCE

DEPARTMENT

TRAFFIC SAFETY (Page 2 of 2)

FUND - 2

ADMINISTRATION

ACCT NO.	DESCRIPTION	2005-06 ACTUAL	2006-07 BUDGET	2006-07 ESTIMATE	2007-08 ADOPTED	2007-08 MID-YEAR	NOTES/DESCRIPTION
<i>EXPENDITURES & LIABILITIES:</i>							
2- 21- 6070	L.A. Co. Superior Courts	0	0	0	0	0	Bail schedule correction
	Subtotal - Expenditures	0	0	0	0	0	
	Reimbursement - to GF Operating Budget	86,925	85,000	57,800	80,000		
<i>TOTAL EXPENDITURES & LIABILITIES:</i>		86,925	85,000	57,800	80,000	0	
ENDING FUND BALANCE:		0	0	0	0	0	

<i>FUND EQUITY:</i>							
	Undesignated	0	0	0	0	0	
<i>TOTAL FUND EQUITY:</i>		0	0	0	0	0	

00051

**CITY OF LA CAÑADA FLINTRIDGE
FY 2007-08 ANNUAL BUDGET**

PROGRAM

FUND BALANCE

DEPARTMENT

STATE GAS TAX (Page 1 of 2)

FUND - 3

PUBLIC WORKS

The State of California allocates Gas Tax monies to cities for the purpose of road and street maintenance and improvements. To be eligible for certain gas tax funds, the City is required to maintain an appropriate level of General Fund expenditures on street and road improvements.

ACCT. NO.	DESCRIPTION	2005-06 ACTUAL	2006-07 BUDGET	2006-07 ESTIMATE	2007-08 ADOPTED	2007-08 MID-YEAR	NOTES/DESCRIPTION
<i>AVAILABLE FUNDS:</i>							
	BEGINNING FUND BALANCE	525	69,875	94,275	0	0	
3- 00- 4441	State Gas Tax (2106)	81,400	82,350	82,225	81,300		
3- 00- 4442	State Gas Tax (2107)	175,800	173,875	174,000	174,500		
3- 00- 4443	State Gas Tax (2107.5)	5,000	5,000	5,000	5,000		
3- 00- 4450	State Gas Tax (2105)	131,825	135,325	134,200	135,000		
3- 00- 4480	Traffic Congestion Relief (AB 2928)	96,325	0	0	0		
3- 00- 4490	Proposition 42 Funds	92,350	180,675	152,100	0		Incl. \$88,875 one-time repymt. by State
3- 00- 4610	Interest	100	500	6,250	500		
	Audit Correction	0	0	(92,350)	0		Reflects Prop. 42 funds not rec'd in FY 05/06, rather, in FY 06/07
	Subtotal - Revenues	582,800	577,725	461,425	396,300	0	
	Transfer In - General Fund (1)	0	0	0	0		
	Transfer In - Capital Proj. Fund (31)	0	0	0	0		
	Subtotal - Transfers In	0	0	0	0	0	
<i>TOTAL AVAILABLE FUNDS:</i>		583,325	647,600	555,700	396,300	0	

PROGRAM

FUND BALANCE

DEPARTMENT

STATE GAS TAX (Page 2 of 2)

FUND - 3

PUBLIC WORKS

ACCT. NO.	DESCRIPTION	2005-06 ACTUAL	2006-07 BUDGET	2006-07 ESTIMATE	2007-08 ADOPTED	2007-08 MID-YEAR	NOTES/DESCRIPTION
<i>EXPENDITURES & LIABILITIES:</i>							
3- 42- 6064	Lighting (Street & Traffic)	72,100	72,800	71,600	72,000		
3- 42- 7113	Street Maintenance	313,650	442,350	380,100	209,300		
3- 42- 7117	Street Sweeping	103,300	132,450	104,000	115,000		
	Subtotal - Expenditures	489,050	647,600	555,700	396,300	0	
	Transfer Out - Capital Projects (31)	0	0	0	0	0	
<i>TOTAL EXPENDITURES & LIABILITIES:</i>		489,050	647,600	555,700	396,300	0	
ENDING FUND BALANCE:		94,275	0	0	0	0	
<i>FUND EQUITY:</i>							
	Proposition 42 Funds	94,275	0	0	0	0	
	Undesignated	1,925	0	0	0		
<i>TOTAL FUND EQUITY:</i>		94,275	0	0	0	0	

**CITY OF LA CAÑADA FLINTRIDGE
FY 2007-08 ANNUAL BUDGET**

PROGRAM

FUND BALANCE

DEPARTMENT

BONDS & GRANTS (Page 1 of 2)

FUND - 4

ADMINISTRATION

The Bonds & Grants Fund (formerly the Parkland Bond Fund) allocates revenues and grant monies received from other agencies for various acquisition and improvement projects.

ACCT. NO.	DESCRIPTION	2005-06 ACTUAL	2006-07 BUDGET	2006-07 ESTIMATE	2007-08 ADOPTED	2007-08 MID-YEAR	NOTES/DESCRIPTION
<i>AVAILABLE FUNDS:</i>							
	BEGINNING FUND BALANCE	(180,050)	53,425	13,350	86,075		
4- 00- 4456	LWC (Land & Water Conserv. Grant)	0	125,000	0	125,000		For Flint Canyon Trail (Matched w/\$75,750 GF)
4- 00- 4483	Prop. 40 (2002 Per Capita)	0	220,000	0	220,000		For MPIII
4- 00- 4484	Prop. 40 (2002 Roberti Z-Berg)	0	56,725	0	56,725		MPIII (GF match=\$24,325 - FY05/06)
4- 00- 4489	Prop. A Rec. (Excess Funding)	0	291,650	0	291,825		Flint (\$141,825); Passive (\$150K);
4- 00- 4490	Prop. A Rec. (Maint. & Servicing)	33,150	33,150	33,150	33,150		For RBCC Maintenance
4- 00- 4493	Prop. 12 (2000 Per Capita)	(6,650)	131,825	88,800	43,025		Reimburse for FIS Tennis Ct. Resurface
4- 00- 4494	Prop. 12 (2000 Roberti Z'Berg)	0	61,450	0	61,450		MPIII (GF match=\$26,325 - FY05/06)
4- 00- 4496	Recreational Trail Program	196,100	88,375	0	39,900		Indiana Trail OverX (\$236K) + (GF match=\$56K - FY05/06)
4- 00- 4610	Interest	0	250	50	250		
	Subtotal - Revenues	222,600	1,008,425	122,000	871,325	0	
	Transfer In - General Fund Operating	159,800	100,750	100,750	23,450		FY 07/08 - Rockridge Terrace FY 06/07 Est. - Flint Trail Matches: (\$37,875 SMMC) + (\$37,875 L&WC); Passive Park Design (\$25,000) FY05/06 - Includes \$20K donation - Sod
	Transfer In - General Fund Reserves	0	0	0	68,750		Edison Passive Park (\$12,500); Mem. Park III (\$56,250)
	Transfer In - Capital Projects Fund (31)	155,000	0	0	0		For Indiana OverX (from "Flume")
	Subtotal - Transfers In	314,800	100,750	100,750	92,200	0	
<i>TOTAL AVAILABLE FUNDS:</i>		357,350	1,162,600	236,100	1,049,600	0	

PROGRAM
BONDS & GRANTS (Page 2 of 2)

FUND BALANCE
FUND - 4

DEPARTMENT
ADMINISTRATION

ACCT NO.	DESCRIPTION	2005-06 ACTUAL	2006-07 BUDGET	2006-07 ESTIMATE	2007-08 ADOPTED	2007-08 MID-YEAR	NOTES/DESCRIPTION
EXPENDITURES & LIABILITIES:							
4- 41- 6061	Professional Services	10,150	36,375	0	43,025		For FIS Tennis Courts Resurface
4- 42- 7104	General Maintenance	33,150	33,150	33,150	33,150		For RBCC to reimb. building maint.
4- 45- 8232	Trail Constr. - Flint Trail	250	420,000	1,225	418,525		SMMC (\$50,950); LWC (\$125K); Prop. A Excess (\$141,825); GF (\$37,875 - match SMMC); GF \$37,875 - match L&WC); Undesig. (\$25K - match L&WC)
4- 45- 8234	Trail Constr. - Indiana Overcrossing	300,450	115,475	105,600	0		
4- 50- 8241	Park Improvements - Mem. Prk. III	0	387,350	50	443,550		Prop. 12 Zberg (\$87,725); Prop. 40 Per Cap. (\$218,525); Prop. 40 Zberg (\$81,050); GF (\$56,250)
4- 50- 8242	Park Improvements - Passive Park	0	175,000	0	187,500		Prop. A Excess (\$150K); GF (\$37,500)
	Subtotal - Expenditures	344,000	1,167,350	140,025	1,125,750	0	
	Reimbursement - General Fund Oper. (1)	0	0	0	29,425		Indiana Trail Overcrossing
	Transfer Out - Solid Waste Fund (32)	0	0	10,000	0	0	Municipal Code Fine (Overcross.)
TOTAL EXPENDITURES & LIABILITIES:		344,000	1,167,350	150,025	1,155,175	0	
ENDING FUND BALANCE:		13,350	(4,750)	86,075	(105,575)	0	
FUND EQUITY:							
		13,350	(4,750)	86,075	(105,575)	0	
	Designated for SMMC Project	52,175	0	88,825	0		For Flint Trail
	Designated for L&WC Project	0	0	37,875	0		For Flint Trail
	Designated for Prop. 12 (Per Capita)	(112,250)	0	(23,450)	0		For Rockridge Terrace
	Designated for Prop. 12 (Z'Berg)	26,325	0	26,275	0		Memorial Park Phase 3
	Designated for Prop. 40 (Per Capita)	(1,475)	0	(1,475)	0		Memorial Park Phase 3
	Designated for Prop. 40 (Z'Berg)	24,325	0	24,325	0		Memorial Park Phase 3
	Designated for Indiana Overcrossing	105,125	0	(10,475)	0		
	Designated for YMCA Trail	0	(5,000)	0	0		No identified funding source
	Designated for Prop. A Rec. (Excess)	0	0	25,000	0		For Passive Park
	Undesignated	25,875	250	25,925	1,175		Undesignated
	Audit Correction from FY 04/05	(106,750)	0	(106,750)	(106,750)		
TOTAL FUND EQUITY:		13,350	(4,750)	86,075	(105,575)	0	

**CITY OF LA CAÑADA FLINTRIDGE
FY 2007-08 ANNUAL BUDGET**

PROGRAM

FUND BALANCE

DEPARTMENT

TRANSP. DEVELOPMENT ACT (Page 1 of 2)

FUND - 5

PUBLIC WORKS

The Transportation Development Act Fund allocates revenues and grant monies received from the State of California. The City utilizes T.D.A. monies for the improvement of bicycle lanes and other transportation/infrastructure related projects.

ACCT. NO.	DESCRIPTION	2005-06 ACTUAL	2006-07 BUDGET	2006-07 ESTIMATE	2007-08 ADOPTED	2007-08 MID-YEAR	NOTES/DESCRIPTION
<i>AVAILABLE FUNDS:</i>							
	BEGINNING FUND BALANCE	9,550	9,550	9,900	650		
5- 00- 4540	T.D.A. S.B. 821	10,775	10,875	11,175	12,325		
5- 00- 4590	County Aid-to-Cities	0	0	0	0		
5- 00- 4610	Interest	75	500	500	500		
	Subtotal - Revenues	10,850	11,375	11,675	12,825	0	
	Transfers In	0	0	0	0	0	
<i>TOTAL AVAILABLE FUNDS:</i>		20,400	20,925	21,575	13,475	0	

PROGRAM

FUND BALANCE

DEPARTMENT

TRANSP. DEVELOPMENT ACT (Page 2 of 2)

FUND - 5

PUBLIC WORKS

ACCT NO.	DESCRIPTION	2005-06 ACTUAL	2006-07 BUDGET	2006-07 ESTIMATE	2007-08 ADOPTED	2007-08 MID-YEAR	NOTES/DESCRIPTION
<i>EXPENDITURES & LIABILITIES:</i>							
5- 06- 6085	Contingency	0	0	0	0		
5- 42- 6060	L.A. County Contract Services	0	0	0	0		
5- 42- 8239	Street Improvements	10,500	20,925	20,925	13,475		Sidewalk/crosswalk improvements
	Subtotal - Expenditures	10,500	20,925	20,925	13,475	0	
	Transfers Out	0	0	0	0	0	
<i>TOTAL EXPENDITURES & LIABILITIES:</i>		10,500	20,925	20,925	13,475	0	
ENDING FUND BALANCE:		9,900	0	650	0	0	
<i>FUND EQUITY:</i>							
	Undesignated	9,900	0	650	0	0	
<i>TOTAL FUND EQUITY:</i>		9,900	0	650	0	0	

**CITY OF LA CAÑADA FLINTRIDGE
FY 2007-08 ANNUAL BUDGET**

PROGRAM

FUND BALANCE

DEPARTMENT

DEBT SERVICE FUND (Page 1 of 2)

FUND - 9

ADMINISTRATION

The Debt Service Fund is a set-aside fund to account for and pay the La Canada Public Improvement Corporation the lease payments for rental of City Hall. In turn, the Public Improvement Corporation makes payments on the Certificates of Participation used to finance the purchase of City Hall.

ACCT NO.	DESCRIPTION	2005-06 ACTUAL	2006-07 BUDGET	2006-07 ESTIMATE	2007-08 ADOPTED	2007-08 MID-YEAR	NOTES/DESCRIPTION
<i>AVAILABLE FUNDS:</i>							
	BEGINNING FUND BALANCE	25	0	75	0	0	
9- 00- 4610	Interest	150	0	100	0		
9- 00- 4710	Miscellaneous Income	0	0	0	0		
9- 00- 4850	Proceeds of Long Term Debt	0	0	0	0		
	Subtotal - Revenues	150	0	100	0	0	
	Transfer In - General Fund Operating	81,775	80,275	80,100	83,550		
	Transfer In - General Fund Reserves	0	0	0	0		
<i>TOTAL AVAILABLE FUNDS:</i>		81,950	80,275	80,275	83,550	0	

PROGRAM

FUND BALANCE

DEPARTMENT

DEBT SERVICE (Page 2 of 2)

FUND - 9

ADMINISTRATION

ACCT NO.	DESCRIPTION	2005-06 ACTUAL	2006-07 BUDGET	2006-07 ESTIMATE	2007-08 ADOPTED	2007-08 MID-YEAR	NOTES/DESCRIPTION
<i>EXPENDITURES & LIABILITIES:</i>							
9- 48- 6038	Lease Agreements (Principal Pymnt.)	35,000	35,000	35,000	40,000		
9- 48- 6039	Lease Interest Expense	46,875	45,275	45,275	43,550		
	Subtotal - Expenditures	81,875	80,275	80,275	83,550	0	
	Transfers Out	0	0	0	0	0	
<i>TOTAL EXPENDITURES & LIABILITIES:</i>		81,875	80,275	80,275	83,550	0	
ENDING FUND BALANCE:		75	0	0	0	0	
<i>FUND EQUITY:</i>							
	Undesignated	75	0	0	0	0	
<i>TOTAL FUND EQUITY:</i>		75	0	0	0	0	

**CITY OF LA CAÑADA FLINTRIDGE
FY 2007-08 ANNUAL BUDGET**

PROGRAM

FUND BALANCE

DEPARTMENT

COMMUNITY DEV. BLOCK GRANT (Page 1 of 2)

FUND - 11

COMM. DEVELOPMENT

The Community Development Block Grant fund tracks the City's share of the Los Angeles County entitlement. Funds are used to assist low and moderate income residents, to remove blight, and to finance A.D.A. improvements to public facilities.

ACCT. NO.	DESCRIPTION	2005-06 ACTUAL	2006-07 BUDGET	2006-07 ESTIMATE	2007-08 ADOPTED	2007-08 MID-YEAR	NOTES/DESCRIPTION
<i>AVAILABLE FUNDS:</i>							
	BEGINNING FUND BALANCE	0	0	0	0	0	
11- 00-	4410 Revenues	236,025	106,550	128,650	106,550		
11- 00-	4610 Interest	0	0	0	0		
	Subtotal - Revenues	236,025	106,550	128,650	106,550	0	
	Transfer In - General Fund (1)	0	0	0	0		
<i>TOTAL AVAILABLE FUNDS:</i>		236,025	106,550	128,650	106,550	0	

PROGRAM

FUND BALANCE

DEPARTMENT

COMMUNITY DEV. BLOCK GRANT (Page 2 of 2)

FUND - 11

COMM. DEVELOPMENT

ACCT. NO.	DESCRIPTION	2005-06 ACTUAL	2006-07 BUDGET	2006-07 ESTIMATE	2007-08 ADOPTED	2007-08 MID-YEAR	NOTES/DESCRIPTION
<i>EXPENDITURES & LIABILITIES:</i>							
11- 42- 9900	Administration Project	0	0	0	0		(See below - Reimburse. GF Oper. Budget)
11- 42- 9904	Subsidy Prgms-Sewer Connection	157,200	57,500	35,250	57,500		
11- 42- 9905	Subsidy Prgms-Handy Work. Asst.	0	0	0	0		
11- 42- 9906	Subsidy Prgms-Residential Rehab.	66,975	38,400	82,750	38,400		
11- 50- 2013	Capital Constr.-Foothill Sidewalk	0	0	0	0		
11- 50- 2015	Capital Constr.-CH RR Remodel	0	0	0	0		
11- 50- 2016	Capital Constr.-Verdugo Sidewalk	0	0	0	0		
11- 50- 8231	Furnishings & Equipment	0	0	0	0		
	Subtotal - Expenditures	224,175	95,900	118,000	95,900	0	
	Reimbursement - to GF Operating Budget	11,850	10,650	10,650	10,650		Reimburse GF (Administration Project)
<i>TOTAL EXPENDITURES & LIABILITIES:</i>		236,025	106,550	128,650	106,550	0	
ENDING FUND BALANCE:		0	0	0	0	0	

<i>FUND EQUITY:</i>		0	0	0	0	0	
	Undesignated	0	0	0	0		
<i>TOTAL FUND EQUITY:</i>		0	0	0	0	0	

**CITY OF LA CAÑADA FLINTRIDGE
FY 2007-08 ANNUAL BUDGET**

PROGRAM

FUND BALANCE

DEPARTMENT

SANITATION (Page 1 of 2)

FUND - 20

PUBLIC WORKS

The Sanitation Fund is a City created fund to track expenditures related to Sanitation Districts #28 and #34. In addition, the Fund tracks revenues and expenditures related to the aquisition and installation of a community sewer system.

ACCT. NO.	DESCRIPTION	2005-06 ACTUAL	2006-07 BUDGET	2006-07 ESTIMATE	2007-08 ADOPTED	2007-08 MID-YEAR	NOTES/DESCRIPTION
<i>AVAILABLE FUNDS:</i>							
	BEGINNING FUND BALANCE	209,500	0	274,250	(239,800)	0	
20- 00-	4140 Property Tax	100,000	0	5,000	5,000		
20- 00-	4421 Sewer Assessment Fees	0	0	0	0		
20- 00-	4425 Proceeds from SWRCB Loan	0	0	0	0		
20- 00-	4426 Proceeds from Assess. Bond (1915)	0	0	0	0		
	Subtotal - Revenues	100,000	0	5,000	5,000	0	
	Transfer In - From SIF 04-1 (41)	0	0	0	0		
	Loan Advance - from General Fund (1)	0	630,000	97,000	96,000		(see "Loan Advance - Detail" below)
<i>TOTAL AVAILABLE FUNDS:</i>		309,500	630,000	376,250	(138,800)	0	

<i>LOAN ADVANCE - DETAIL:</i>							
	District 4 Related Expenses	0	287,500	50,000	48,000		
	District 5 Related Expenses	0	337,500	47,000	48,000		
	Prior Years' Fund Deficit	0	0	0	0		
	FY 03-04 Expenditures	0	0	0	0		
	Sanitation District # 34 Expenses	0	5,000	0	0		
	Total Loan Advance:	0	630,000	97,000	96,000	0	

PROGRAM

FUND BALANCE

DEPARTMENT

SANITATION (Page 2 of 2)

FUND - 20

PUBLIC WORKS

ACCT. NO.	DESCRIPTION	2005-06 ACTUAL	2006-07 BUDGET	2006-07 ESTIMATE	2007-08 ADOPTED	2007-08 MID-YEAR	NOTES/DESCRIPTION
<i>EXPENDITURES & LIABILITIES:</i>							
20- 47- 6014	Prof. Services (AD # 4)	16,225	287,500	50,000	48,000		Value Engineering (\$25,000); Sanitary Sewer Mgmt. Plan (\$13,000); Other Consultant work (\$10,000)
20- 47- 6015	Prof. Services (AD # 5)	19,025	337,500	47,000	48,000		
20- 47- 6061	Professional Services (San. #34)	0	5,000	5,000	5,000		
	Subtotal - Expenditures	35,250	630,000	102,000	101,000	0	
	Repayment of Loan Advance - to Gen. Fund (1)	0	0	514,050	0		To pay District #3 GF Advance
<i>TOTAL EXPENDITURES & LIABILITIES:</i>		35,250	630,000	616,050	101,000	0	
ENDING FUND BALANCE:		274,250	0	(239,800)	(239,800)	0	
<i>FUND EQUITY:</i>							
		274,250	0	(239,800)	(239,800)	0	
	Desig. For GF Repayment (Distr. #3)	514,050	0	0	0		
	Designated for Future District # 4	(157,700)	0	(157,700)	(157,700)		
	Designated for Future District # 5	(282,100)	0	(282,100)	(282,100)		
	Designated for District # 3 Construc.	0	0	0	0		
	Undesignated	200,000	0	200,000	200,000		
<i>TOTAL FUND EQUITY:</i>		274,250	0	(239,800)	(239,800)	0	
<i>LOANS/OBLIGATIONS:</i>							
	Owed by Future District # 4	346,375	697,650	396,375	444,375		
	Owed by Future District # 5	362,050	747,150	409,050	457,050		
<i>TOTAL LOANS/OBLIGATIONS:</i>		708,425	1,444,800	805,425	901,425	0	

**CITY OF LA CAÑADA FLINTRIDGE
FY 2007-08 ANNUAL BUDGET**

PROGRAM

FUND BALANCE

DEPARTMENT

SEWER IMPROVEMENT FUND 98-1 (Page 1 of 2)

FUND - 21

PUBLIC WORKS

The Sewer Improvement Fund is a City created fund to track revenues and expenditures related to the acquisition and construction of the residential and commercial sewer systems constructed under an assessment district proceeding.

ACCT. NO.	DESCRIPTION	2005-06 ACTUAL	2006-07 BUDGET	2006-07 ESTIMATE	2007-08 ADOPTED	2007-08 MID-YEAR	NOTES/DESCRIPTION
<i>AVAILABLE FUNDS:</i>							
	BEGINNING FUND BALANCE	0	0	0	0	0	
21- 00- 4410	Other Sewer Charges	0	0	0	0	0	
21- 00- 4412	Prepayments (AD 98-1)	0	0	0	0	0	
21- 00- 4610	Interest	0	0	0	0	0	
	Sub-total - Revenues	0	0	0	0	0	
	Loan Advance - from General Fund (1)	0	0	0	0	0	
	Transfer In - from General Fund (1)	0	0	0	0	0	
	Transfer In - from SRF (22)	0	0	0	0	0	for sewer hook-ups
	Sub-total - Loan/Transfers In	0	0	0	0	0	
<i>TOTAL AVAILABLE FUNDS:</i>		0	0	0	0	0	

PROGRAM

FUND BALANCE

DEPARTMENT

SEWER IMPROVEMENT FUND 98-1 (Page 2 of 2)

FUND - 21

PUBLIC WORKS

ACCT. NO.	DESCRIPTION	2005-06 ACTUAL	2006-07 BUDGET	2006-07 ESTIMATE	2007-08 ADOPTED	2007-08 MID-YEAR	NOTES/DESCRIPTION
<i>EXPENDITURES & LIABILITIES:</i>							
21- 40- 6010	Professional Services (AD 98-1)	0	0	0	0	0	
21- 00- 6072	Capital Construction (AD 98-1)	0	0	0	0	0	Co. Sanitation Dist. Sewer hook-up (\$1,014 per home)
	Subtotal - Expenditures	0	0	0	0	0	
	Transfer Out - to General Fund (1)	0	0	0	0	0	
<i>TOTAL EXPENDITURES & LIABILITIES:</i>		0	0	0	0	0	
ENDING FUND BALANCE:		0	0	0	0	0	
<i>FUND EQUITY:</i>							
	Undesignated	0	0	0	0	0	
<i>TOTAL FUND EQUITY:</i>		0	0	0	0	0	
<i>LOANS/OBLIGATIONS:</i>							
	General Fund	0	0	0	0	0	
	State Loan (SWRCB)	0	0	0	0	0	
<i>TOTAL LOANS/OBLIGATIONS:</i>		0	0	0	0	0	

**CITY OF LA CAÑADA FLINTRIDGE
FY 2007-08 ANNUAL BUDGET**

PROGRAM

FUND BALANCE

DEPARTMENT

SEWER REDEMPTION FUND 98-1 (Page 1 of 2)

FUND - 22

PUBLIC WORKS

The Sewer Redemption Fund is a City created fund to track revenues and expenditures related to the sewer assessments collected for the residential and commercial sewer systems conducted under an assessment district proceeding.

ACCT NO.	DESCRIPTION	2005-06 ACTUAL	2006-07 BUDGET	2006-07 ESTIMATE	2007-08 ADOPTED	2007-08 MID-YEAR	NOTES/DESCRIPTION
<i>AVAILABLE FUNDS:</i>							
	BEGINNING FUND BALANCE	0	0	0	0	0	
22- 00- 4410	Sewer Assess. Fees (AD 98-1)	555,450	557,150	583,400	582,800		L.A. Co. Tax Collector
22- 00- 4412	Prepayments (AD 98-1)	5,600	0	5,150	0		
22- 00- 4413	Penalties	850	0	2,600	0		
22- 00- 4420	Administrative Fee (AD 98-1)	26,425	26,250	26,250	26,225		\$30/parcel x 874 parcels
22- 00- 4610	Interest	3,675	5,000	0	0		
	Subtotal - Revenues	592,000	588,400	617,400	609,025	0	
	Transfers In - General Fund (01)	0	0	0	0		
<i>TOTAL AVAILABLE FUNDS:</i>		592,000	588,400	617,400	609,025	0	

PROGRAM

FUND BALANCE

DEPARTMENT

SEWER REDEMPTION FUND 98-1 (Page 2 of 2)

FUND - 22

PUBLIC WORKS

ACCT. NO.	DESCRIPTION	2005-06 ACTUAL	2006-07 BUDGET	2006-07 ESTIMATE	2007-08 ADOPTED	2007-08 MID-YEAR	NOTES/DESCRIPTION
<i>EXPENDITURES & LIABILITIES:</i>							
22- 40- 6010	Professional Services (AD 98-1)	18,500	15,000	15,075	15,000		MuniFin. (\$11,275); Other (\$3,725)
	Subtotal - Expenditures	18,500	15,000	15,075	15,000	0	
	Reimbursement - to GF Operating Budget	26,425	11,250	11,250	11,600		
	Transfer Out - to SDSF (23)	547,075	562,150	591,075	582,425		
	Subtotal - Transfers Out	573,500	573,400	602,325	594,025	0	
<i>TOTAL EXPENDITURES & LIABILITIES:</i>		592,000	588,400	617,400	609,025	0	
ENDING FUND BALANCE:		0	0	0	0	0	
<i>FUND EQUITY:</i>							
	Undesignated	0	0	0	0	0	
<i>TOTAL FUND EQUITY:</i>		0	0	0	0	0	

**CITY OF LA CAÑADA FLINTRIDGE
FY 2007-08 ANNUAL BUDGET**

PROGRAM

FUND BALANCE

DEPARTMENT

SEWER DEBT SERVICE FUND 98-1 (Page 1 of 2)

FUND - 23

PUBLIC WORKS

The Sewer Debt Service Fund is a City created fund to track revenues and expenditures related to the sewer debts incurred for the residential and commercial sewer systems conducted under an assessment district proceeding.

ACCT NO	DESCRIPTION	2005-06 ACTUAL	2006-07 BUDGET	2006-07 ESTIMATE	2007-08 ADOPTED	2007-08 MID-YEAR	NOTES/DESCRIPTION
<i>AVAILABLE FUNDS:</i>							
	BEGINNING FUND BALANCE	(393,875)	(380,250)	(338,100)	(441,025)	0	
23- 00- 4410	Revenues	0	0	0	0		
23- 00- 4610	Interest Income	8,250	0	0	0		
	Subtotal - Revenues	8,250	0	0	0	0	
	Transfer In - from SRF(22)	547,075	562,150	591,075	582,425		
<i>TOTAL AVAILABLE FUNDS:</i>		161,450	181,900	252,975	141,400	0	

PROGRAM

FUND BALANCE

DEPARTMENT

SEWER DEBT SERVICE FUND 98-1 (Page 2 of 2)

FUND - 23

PUBLIC WORKS

ACCT NO.	DESCRIPTION	2005-06 ACTUAL	2006-07 BUDGET	2006-07 ESTIMATE	2007-08 ADOPTED	2007-08 MID-YEAR	NOTES/DESCRIPTION
<i>EXPENDITURES & LIABILITIES:</i>							
23- 40- 6038	Principal Loan Payment (SWRCB)	319,550	337,150	325,325	331,200		Pymt to SWRCB (6th pymt.)
23- 40- 6039	Interest Loan Expense (SWRCB)	180,000	80,650	92,475	86,600		
	Subtotal - Expenditures	499,550	417,800	417,800	417,800	0	
	Repymt of Adv. - Gen. Fund Rsrvs (Principal)	0	61,875	95,000	53,025		FY 05/06 + FY 06/07 = 06/07 Est. \$45,750 + \$49,250 = \$95,000 \$92,350 + \$88,850 = \$181,200
	Repymt of Adv. - Gen. Fund Rsrvs (Interest)	0	77,475	181,200	85,075		
	Subtotal - Transfers Out	0	139,350	276,200	138,100	0	
<i>TOTAL EXPENDITURES & LIABILITIES:</i>		499,550	557,150	694,000	555,900	0	
ENDING FUND BALANCE:		(338,100)	(375,250)	(441,025)	(414,500)	0	
<i>FUND EQUITY:</i>							
	Reserved for Debt Service	820,650	608,050	580,950	512,675		Sewer District 1 costs Annual set-aside = \$41,775
	Advance Due to General Fund	(1,492,975)	(1,372,950)	(1,397,975)	(1,344,950)		
	Reserved for Final Year Payment	334,225	389,650	376,000	417,775		
<i>TOTAL FUND EQUITY:</i>		(338,100)	(375,250)	(441,025)	(414,500)	0	

**CITY OF LA CAÑADA FLINTRIDGE
FY 2007-08 ANNUAL BUDGET**

PROGRAM

FUND BALANCE

DEPARTMENT

SEWER IMPROVEMENT FUND 02-1 (Page 1 of 2)

FUND - 24

PUBLIC WORKS

The Sewer Improvement Fund is a City created fund to track revenues and expenditures related to the acquisition and construction of the residential and commercial sewer systems constructed under an assessment district proceeding.

ACCT NO	DESCRIPTION	2005-06 ACTUAL	2006-07 BUDGET	2006-07 ESTIMATE	2007-08 ADOPTED	2007-08 MID-YEAR	NOTES/DESCRIPTION
<i>AVAILABLE FUNDS:</i>							
	BEGINNING FUND BALANCE	(1,053,675)	(549,325)	(1,069,900)	(879,675)	0	
24- 00-	4412 Prepayments (AD 02-1)	15,025	0	50,450	0		
24- 00-	4425 Proceeds from SWRCB Loan	185,825	0	515,325	0		
24- 00-	4426 Proceeds from Local Share	95,125	0	0	0		
24- 00-	4550 Miscellaneous Revenue	0	0	85,500	0		Extra laterals; other incidentals
24- 00-	4610 Interest	0	0	8,275	0		
24- 00-	4620 Decline in Fair Value of Investments	0	0	0	0		
	Subtotal - Revenues	295,975	0	659,550	0	0	
	Transfer In - SDSF 02-1 (26)	0	0	0	0		
<i>TOTAL AVAILABLE FUNDS:</i>		(757,700)	(549,325)	(410,350)	(879,675)	0	

PROGRAM

FUND BALANCE

DEPARTMENT

SEWER IMPROVEMENT FUND 02-1 (Page 2 of 2)

FUND - 24

PUBLIC WORKS

ACCT. NO.	DESCRIPTION	2005-06 ACTUAL	2006-07 BUDGET	2006-07 ESTIMATE	2007-08 ADOPTED	2007-08 MID-YEAR	NOTES/DESCRIPTION
<i>EXPENDITURES & LIABILITIES:</i>							
24- 40- 6010	Professional Services (AD 02-1)	182,425	37,000	129,325	193,000		Legal expenses (\$180K); Sanitary Sewer Management Plan (\$13,000)
24- 40- 6039	Interest Expense	0	0	0	0		
24- 00- 6072	Capital Construction (AD 02-1)	129,775	170,000	340,000	0		La Canada Blvd. easement & Gould lateral
	Subtotal - Expenditures	312,200	207,000	469,325	193,000	0	
	Repayment of Loan Advance - To Gen. Fund (1)	0	0	0	0		
	Subtotal - Reimbursements	0	0	0	0	0	
<i>TOTAL EXPENDITURES & LIABILITIES:</i>		312,200	207,000	469,325	193,000	0	
ENDING FUND BALANCE:		(1,069,900)	(756,325)	(879,675)	(1,072,675)	0	
<i>FUND EQUITY:</i>							
		(1,069,900)	(756,325)	(879,675)	(1,072,675)	0	
	Reserved for Capital Construction	(54,200)	0	0	0		
	Undesignated	(1,015,700)	(756,325)	(879,675)	(1,072,675)		
<i>TOTAL FUND EQUITY:</i>		(1,069,900)	(756,325)	(879,675)	(1,072,675)	0	
<i>LOANS/OBLIGATIONS:</i>							
	Amt. Owed by Dist. 2 to Gen. Fund	0	0	0	0	0	Obligs. Moved to SDSF (26)
<i>TOTAL LOANS/OBLIGATIONS:</i>		0	0	0	0	0	

**CITY OF LA CAÑADA FLINTRIDGE
FY 2007-08 ANNUAL BUDGET**

PROGRAM

FUND BALANCE

DEPARTMENT

SEWER REDEMPTION FUND 02-1 (Page 1 of 2)

FUND - 25

PUBLIC WORKS

The Sewer Redemption Fund is a City created fund to track revenues and expenditures related to the sewer assessments collected for the residential and commercial sewer systems conducted under an assessment district proceeding.

ACCT. NO.	DESCRIPTION	2005-06 ACTUAL	2006-07 BUDGET	2006-07 ESTIMATE	2007-08 ADOPTED	2007-08 MID-YEAR	NOTES/DESCRIPTION
<i>AVAILABLE FUNDS:</i>							
	BEGINNING FUND BALANCE	0	0	0	0	0	
25- 00- 4410	Sewer Assess. Fees (AD 02-1)	938,850	973,850	1,010,500	1,010,500		Collected assess. + any delinquents
25- 00- 4412	Prepayments (AB 02-1)	0	0	87,150	0		
25- 00- 4413	Penalties	2,575	0	3,325	0		
25- 00- 4420	Administrative Fee (AD 02-1)	37,200	36,650	37,200	36,650		
25- 00- 4610	Interest	6,400	7,000	7,000	7,000		
	Subtotal - Revenues	985,025	1,017,500	1,145,175	1,054,150	0	
	Transfers In	0	0	0	0	0	
<i>TOTAL AVAILABLE FUNDS:</i>		985,025	1,017,500	1,145,175	1,054,150	0	

PROGRAM

FUND BALANCE

DEPARTMENT

SEWER REDEMPTION FUND 02-1 (Page 2 of 2)

FUND - 25

PUBLIC WORKS

ACCT. NO.	DESCRIPTION	2005-06 ACTUAL	2006-07 BUDGET	2006-07 ESTIMATE	2007-08 ADOPTED	2007-08 MID-YEAR	NOTES/DESCRIPTION
<i>EXPENDITURES & LIABILITIES:</i>							
25- 40- 6010	Professional Services (AD 02-1)	12,500	20,000	25,000	20,000		MuniFin./Moreland/CFS
	Subtotal - Expenditures	12,500	20,000	25,000	20,000	0	
	Reimbursement - to GF Operating Budget	37,200	21,650	19,200	23,650		
	Transfer Out - SDSF (26)	935,325	952,200	1,100,975	1,010,500		
	Subtotal - Transfer Outs	972,525	973,850	1,120,175	1,034,150	0	
<i>TOTAL EXPENDITURES & LIABILITIES:</i>		985,025	993,850	1,145,175	1,054,150	0	
ENDING FUND BALANCE:		0	23,650	0	0	0	
<i>FUND EQUITY:</i>							
	Designated for Future Debt Srvc. Pymt.	0	23,650	0	0	0	
<i>TOTAL FUND EQUITY:</i>		0	23,650	0	0	0	

**CITY OF LA CAÑADA FLINTRIDGE
FY 2007-08 ANNUAL BUDGET**

PROGRAM

FUND BALANCE

DEPARTMENT

SEWER DEBT SERVICE FUND 02-1 (Page 1 of 2)

FUND - 26

PUBLIC WORKS

The Sewer Debt Service Fund is a City created fund to track revenues and expenditures related to the sewer debts incurred for the residential and commercial sewer systems conducted under an assessment district proceeding.

ACCT. NO.	DESCRIPTION	2005-06 ACTUAL	2006-07 BUDGET	2006-07 ESTIMATE	2007-08 ADOPTED	2007-08 MID-YEAR	NOTES/DESCRIPTION
<i>AVAILABLE FUNDS:</i>							
	BEGINNING FUND BALANCE	1,963,350	2,115,075	2,111,650	1,344,575	0	
26- 00- 4410	Revenues	0	0	0	0		
26- 00- 4610	Interest Income	67,875	16,425	46,575	50,000		
	Subtotal - Revenues	67,875	16,425	46,575	50,000	0	
	Transfer In - SRF (25)	935,325	952,200	1,100,975	1,010,500		
<i>TOTAL AVAILABLE FUNDS:</i>		2,966,550	3,083,700	3,259,200	2,405,075	0	

PROGRAM

FUND BALANCE

DEPARTMENT

SEWER DEBT SERVICE FUND 02-1 (Page 2 of 2)

FUND - 26

PUBLIC WORKS

ACCT. NO.	DESCRIPTION	2005-06 ACTUAL	2006-07 BUDGET	2006-07 ESTIMATE	2007-08 ADOPTED	2007-08 MID-YEAR	NOTES/DESCRIPTION
<i>EXPENDITURES & LIABILITIES:</i>							
26- 40- 6038	Principal Loan Payment	533,550	611,250	573,350	579,675		Pymt. To SWRCB (3rd pymt.)
26- 40- 6039	Interest Expense	321,350	165,550	315,000	308,675		
	Subtotal - Expenditures	854,900	776,800	888,350	888,350	0	
	Repaymt. of Advance - General Fund (01)	0	1,026,275	1,026,275	0		
<i>TOTAL EXPENDITURES & LIABILITIES:</i>		854,900	1,803,075	1,914,625	888,350	0	
ENDING FUND BALANCE:		2,111,650	1,280,625	1,344,575	1,516,725	0	
<i>FUND EQUITY:</i>							
	Reserved for future debt service	2,111,650	1,280,625	1,344,575	1,516,725	0	
<i>TOTAL FUND EQUITY:</i>		2,111,650	1,280,625	1,344,575	1,516,725	0	
<i>LOANS/OBLIGATIONS:</i>							
	Due to SWRCB	12,921,950	12,310,700	12,863,925	12,284,250		See Fund # 24 - Proceeds from SWRCB Loan Paid in FY 06-07
	Due to General Fund (Advance)	1,026,275	0	0	0		
<i>TOTAL LOANS/OBLIGATIONS:</i>		13,948,225	12,310,700	12,863,925	12,284,250	0	

00075

**CITY OF LA CAÑADA FLINTRIDGE
FY 2007-08 ANNUAL BUDGET**

PROGRAM

FUND BALANCE

DEPARTMENT

PROPOSITION C (Page 1 of 2)

FUND - 29

ADMINISTRATION

In 1990, Los Angeles County voters approved Proposition C which added an additional 1/2-cents to the sales tax collected in Los Angeles County. Proposition C funds are used to fund transportation-related improvements.

ACCT. NO.	DESCRIPTION	2005-06 ACTUAL	2006-07 BUDGET	2006-07 ESTIMATE	2007-08 ADOPTED	2007-08 MID-YEAR	NOTES/DESCRIPTION
<i>AVAILABLE FUNDS:</i>							
	BEGINNING FUND BALANCE	498,350	607,150	623,575	838,825	0	
29- 00- 4411	Proposition C Revenues	296,725	262,000	271,500	282,350		
29- 00- 4610	Interest	5,200	6,775	7,025	7,325		
29- 00- 4710	Miscellaneous Revenue	0	31,775	0	31,775		MTA Bikeway Grant
	Subtotal - Revenues	301,925	300,550	278,525	321,450	0	
	Transfers In	0	0	0	0	0	
<i>TOTAL AVAILABLE FUNDS:</i>		800,275	907,700	902,100	1,160,275	0	

PROGRAM

FUND BALANCE

DEPARTMENT

PROPOSITION C (Page 2 of 2)

FUND - 29

ADMINISTRATION

ACCT. NO.	DESCRIPTION	2005-06 ACTUAL	2006-07 BUDGET	2006-07 ESTIMATE	2007-08 ADOPTED	2007-08 MID-YEAR	NOTES/DESCRIPTION
<i>EXPENDITURES & LIABILITIES:</i>							
29- 51- 6053	Memberships & Dues	1,200	1,700	1,275	2,300		SGVCOG
29- 51- 6061	Professional Services	122,975	0	0	65,000		25% Shuttle Service
29- 51- 8233	Capital Construction	52,525	411,900	0	461,900		Red Route Bikeway Corridor (\$48,900); Traffic Sig. Improvs. (Foothill & ACH) (\$413,000)
	Subtotal - Expenditures	176,700	413,600	1,275	529,200	0	
	Transfers Out - General Fund Reserves (1)	0	62,000	62,000	0		Reimburse for Old Town Median
	Transfers Out - Capital Projects Fund (31)	0	222,925	0	326,925		For Old Town Foothill Resurf. (\$222,925); For Michigan Hill (\$64K); For Verdugo Ped./Eques (\$40K)
	Subtotal - Transfers Out	0	284,925	62,000	326,925	0	
<i>TOTAL EXPENDITURES & LIABILITIES:</i>		176,700	698,525	63,275	856,125	0	
ENDING FUND BALANCE:		623,575	209,175	838,825	304,150	0	

<i>FUND EQUITY:</i>		623,575	209,175	838,825	304,150	0	
	Undesignated	623,575	209,175	838,825	304,150		
	Desig. for Street Improvements	0	0	0	0		
<i>TOTAL FUND EQUITY:</i>		623,575	209,175	838,825	304,150	0	

**CITY OF LA CAÑADA FLINTRIDGE
FY 2007-08 ANNUAL BUDGET**

PROGRAM

FUND BALANCE

DEPARTMENT

PROPOSITION A (Page 1 of 2)

FUND - 30

ADMINISTRATION

In 1982, Los Angeles County voters approved Proposition A which added an additional 1/2-cent sales tax collected in Los Angeles County. Proposition A monies are used to fund transportation-related programs.

ACCT. NO.	DESCRIPTION	2005-06 ACTUAL	2006-07 BUDGET	2006-07 ESTIMATE	2007-08 ADOPTED	2007-08 MID-YEAR	NOTES/DESCRIPTION
<i>AVAILABLE FUNDS:</i>							
	BEGINNING FUND BALANCE	675,000	809,150	830,375	862,600	0	
30- 00- 4411	Proposition A Revenues	345,100	314,675	327,375	340,450		
30- 00- 4610	Interest	7,125	4,500	6,300	6,800		
	Subtotal - Revenues	352,225	319,175	333,675	347,250	0	
	Transfer In - AQMD (37)	0	80,000	0	80,000		For purchase of Shuttle Bus
<i>TOTAL AVAILABLE FUNDS:</i>		1,027,225	1,208,325	1,164,050	1,289,850	0	

PROGRAM

FUND BALANCE

DEPARTMENT

PROPOSITION A (Page 2 of 2)

FUND - 30

ADMINISTRATION

ACCT. NO.	DESCRIPTION	2005-06 ACTUAL	2006-07 BUDGET	2006-07 ESTIMATE	2007-08 ADOPTED	2007-08 MID-YEAR	NOTES/DESCRIPTION
<i>EXPENDITURES & LIABILITIES:</i>							
30- 51- 6053	Memberships & Dues	4,750	5,550	5,025	6,525		AVSC (\$3,750); SGVCOG (\$2,775)
30- 51- 6061	Professional Services	158,500	355,750	262,475	254,875		Dial-A-Ride (\$41,175); summer beach bus (\$15,000) Asst. to MTA Dir. (\$1,200); 75% Shuttle Service (\$195,000); Marketing (\$1,000); Transit Restructure (\$1,500)
30- 51- 7000	Fund Trade (Prop. A)	0	0	0	0		
30- 51- 8231	Furnishings & Equipment	0	300,000	0	300,000		Alternative Fuel Shuttle Bus (includes \$20K AQMD Grant and \$60K AQMD)
30- 51- 8233	Capital Construction	0	50,000	0	125,000		Overpass Lot improvements
	Subtotal - Expenditures	163,250	711,300	267,500	686,400	0	
	Reimbursement - to GF Operating Budget	33,600	33,950	33,950	38,250		Salary Reimbursement
	SubTotal - Reimbursements	33,600	33,950	33,950	38,250	0	
<i>TOTAL EXPENDITURES & LIABILITIES:</i>		196,850	745,250	301,450	724,650	0	
ENDING FUND BALANCE:		830,375	463,075	862,600	565,200	0	
<i>FUND EQUITY:</i>		830,375	463,075	862,600	565,200	0	
	Undesignated	830,375	463,075	862,600	565,200		
<i>TOTAL FUND EQUITY:</i>		830,375	463,075	862,600	565,200	0	

**CITY OF LA CAÑADA FLINTRIDGE
FY 2007-08 ANNUAL BUDGET**

PROGRAM

FUND BALANCE

DEPARTMENT

CAPITAL PROJECTS FUND (Page 1 of 6)

FUND - 31

PUBLIC WORKS

The Capital Projects Fund was created in order to designate monies for future capital improvements to City infrastructure. Revenues are derived from monies set-aside by the City Council from excess operating revenues, reserves or special bonds or grants.

ACCT. NO.	DESCRIPTION	2005-06 ACTUAL	2006-07 BUDGET	2006-07 ESTIMATE	2007-08 ADOPTED	2007-08 MID-YEAR	NOTES/DESCRIPTION
<i>AVAILABLE FUNDS:</i>							
	BEGINNING FUND BALANCE	(1,650)	2,075,800	2,108,450	2,104,375		
31- 00- 4451	STP-L (Surface Transp. Program Local)	0	420,000	420,000	0		For Old Town Median
31- 00- 4452	MTA Call for Projects Revenue	0	0	0	125,000		Ped./Eques. Cross. (Verdugo/Descanso)
31- 00- 4453	Edison LED Rebate	375	0	0	0		
31- 00- 4454	SHOPP-TEA (Transp. Enhance. Act)	0	200,000	200,000	0		For 0202 - Mayors' Discovery Park
31- 00- 4455	HBRR (Hwy./Brdg. Replac. & Recon.)	71,525	148,000	38,225	960,000		For 0204 - Jessen Drive Bridge
31- 00- 4456	LWC (Land & Water Conserv. Grant)	0	28,650	27,250	0		For 0202 - Mayors' Discovery Park
31- 00- 4457	HSIP Revenue	0	0	0	524,700		Angeles Crest Hwy. Medians
31- 00- 4458	Office Transp. Safety (OTS) Grant	20,000	0	0	0		For 0303 - Ped./Eques. Crosswalk I
31- 00- 4459	State Safe Routes to Schools Grant	0	217,000	0	217,000		For 0606 - Michigan Hill Improvements
31- 00- 4485	Local Street & Road Improv (SB 1266)	0	677,075	0	0		
31- 00- 4486	Donations (Oak Grove Field Lights)	35,000	10,000	10,000	10,000		For 0405 - Oak Grove Field Lights - Jr. Baseball
	Subtotal - Revenues	126,900	1,700,725	695,475	1,836,700	0	
	Transfer In - from Gen. Fund Operating (1)	913,700	358,675	358,675	858,425		See Schedule CP-A
	Transfer In - from Gen. Fund Reserves (1)	2,198,775	222,925	222,925	911,000		See Schedule CP-B
	Transfer In - Proposition C Fund (29)	0	222,925	0	326,925		For Old Town Foothill Resurf. (\$222,925); For Michigan Hill (\$64K); For Verdugo Ped./Eques (\$40K)
	Transfer In - Solid Waste Fund (32)	370,000	400,000	400,000	216,325		Ch. Chase Xwalk (\$30K); Old Town Median (\$14,575)
	Transfer In - AQMD Fund (37)	0	26,975	0	26,975		Georgian Drainage (\$96,750); St. Resurf. & Slurry (\$75K) For 0710 - For Streetscape Improv. (Foothill/ACH)
	Subtotal - Transfers In	3,482,475	1,231,500	981,600	2,339,650	0	
<i>TOTAL AVAILABLE FUNDS:</i>		3,607,725	5,008,025	3,785,525	6,280,725	0	

PROGRAM

FUND BALANCE

DEPARTMENT

CAPITAL PROJECTS (Page 2 of 6)

FUND - 31

PUBLIC WORKS

ACCT. NO.	DESCRIPTION	2005-06 ACTUAL	2006-07 BUDGET	2006-07 ESTIMATE	2007-08 ADOPTED	2007-08 MID-YEAR	NOTES/DESCRIPTION
<i>EXPENDITURES & LIABILITIES:</i>							
31- 50- 0000	Capital Projects	1,344,275	4,793,400	1,459,375	7,387,975		
	Subtotal - Expenditures	1,344,275	4,793,400	1,459,375	7,387,975	0	
	Transfer Out - General Fund Reserves (1)	0	223,600	221,775	0		Reimburse GF for Mayors' Disc. Park - SHOPP-TEA (\$200K); LWC (\$227,250)
	Transfer Out - Bonds & Grants Fund (4)	155,000	0	0	0		Funding for Flume moved to Fund 4 for Overcrossing Project
<i>TOTAL EXPENDITURES & LIABILITIES:</i>		1,499,275	5,017,000	1,681,150	7,387,975	0	
ENDING FUND BALANCE:		2,108,450	(8,975)	2,104,375	(1,107,250)	0	

PROGRAM

FUND BALANCE

DEPARTMENT

CAPITAL PROJECTS (Page 3 of 6)

FUND - 31

PUBLIC WORKS

<i>FUND EQUITY</i>	2,108,450	(8,975)	2,104,375	(1,107,250)	0	
Designated for:						
0202 Mayors' Discovery Park Project	(5,475)	0	0	0		Project complete (closed out)
0204 Jessen Drive Bridge (Design)	(7,575)	0	(26,350)	(240,000)		General Fund Match Required (\$240K)
0210 Baptiste Way St. Improve. (Design)	11,300	0	11,300	0		Gas Tax
0302 CMP Reline Project	22,125	0	22,125	22,125		GF
0303 Pedestrian/Equestrian Crosswalk I	(5,225)	(12,575)	(5,225)	0		(\$5,225) eliminated; Project complete
0401 Resurface & Slurry Seal	26,975	0	26,975	0		\$26,975 eliminated; Project complete
0402 CMP Reline Project	71,500	0	0	0		Monies moved to 0627 (LCE Storm Drain)
0403 Pedestrian/Equestrian Crosswalk II	11,575	0	11,575	0		\$11,575 eliminated; Project complete
0405 Oak Grove Field Lights	(15,125)	(125)	(5,125)	0		\$4,875 eliminated
0406 Electronic Speed Awareness Sign	8,350	0	(7,675)	0		(\$7,675) eliminated; Project complete
0407 Loop Trail Phase II	5,325	0	2,525	2,525		GF
0408 Loop Trail Phase III	53,000	0	38,000	(2,500)		GF
0409 Baptiste St. Curb & Gutter (Constr.)	30,200	0	4,700	0		\$4,700 eliminated; Project complete
0410 ACH Center & East Median (Design)	7,250	0	2,700	0		GF
0411 Old Town Medians	(140,225)	0	(84,325)	0		(\$84,325) eliminated w/Undesignated + Solid Waste
0421 Chevy Chase Sidewalk Improvements	280,000	0	261,200	0		GF
0603 Pedestrian Crosswalk (Memorial Park)	62,850	0	62,850	0		\$62,850 eliminated; Project complete
0604 Skate Park Ramp Replacements	75,000	0	75,000	0		GF
0605 LC Blvd. Improvements/Sidewalks	168,125	0	(3,375)	(3,375)		GF
0606 Michigan Hill Improvements	(48,300)	0	(49,125)	(81,300)		GF
0610 ACH Center & East Median (Constr.)	270,000	0	270,000	0		GF
0612 Traffic Signal LED Replacements	18,375	0	18,375	18,375		GF
0613 Copy Room Upgrade	(4,450)	0	(4,450)	0		(\$4,450) eliminated; Project complete
0615 Streetscape Improv. (Footh./ACH)	200,000	0	0	0		Monies moved to 0710 (Streetsc. Footh./ACH)
0617 Drainage Improv. (Georgian Rd.)	135,250	0	131,350	0		GF (\$140K); Solid Waste (\$96,750)
0618 Drainage Improv. (Castle/Cross)	4,975	0	4,975	(25)		GF
0620 Ultimate Destination Pocket Park	30,000	0	30,000	0		GF
0622 Castle Road Improvements	375,000	0	375,000	0		GF
0625 Chevy Chase Storm Drain	110,000	0	90,000	0		GF
0626 Chevy Chase Slope Repair	220,000	0	210,325	0		GF
0627 LCE Storm Drain Improvements	56,050	0	(12,450)	0		(\$12,450) eliminated; Project complete
0628 Calsense Controller	6,275	0	275	275		GF
0629 Forest Hill Restoration	30,000	0	21,000	0		GF

PROGRAM

FUND BALANCE

DEPARTMENT

CAPITAL PROJECTS (Page 4 of 6)

FUND - 31

PUBLIC WORKS

<i>FUND EQUITY</i>						
Designated for:						
0701	Street Resurface & Slurry Seal	0	0	0	(400,000)	SB 1266 (monies pending)
0702	Misc. Storm Drain Improvements	0	0	116,000	(150,000)	Solid Waste (\$150K); GF (\$166K)
0703	Chevy Chase Crosswalk	0	0	10,000	0	Solid Waste (\$30K); GF (\$10K)
0710	Streetscape Improv. (Footh./ACH)	0	0	436,725	(100,000)	SB 1266 (\$100K pending)
0711	Old Town Resurface	0	0	0	(177,075)	SB 1266 (\$177,075 pending); Gas Tax (\$222,925)
0712	Lanerman House Roof Replacement	0	0	30,000	0	GF
0713	City Hall Bldg./Security Improvements	0	0	47,200	0	GF
0714	Mayors' Discover Park Entry Sign	0	0	2,000	0	\$2,000 eliminated; Project complete
0000	Rsrvd. For Future STIP Project	3,725	3,725	3,725	3,725	STIP
0000	Undesignated	41,600	0	(13,425)	0	\$69,750 used for Old Town Median
TOTAL FUND EQUITY:		2,108,450	(8,975)	2,104,375	(1,107,250)	0

PROGRAM

FUND BALANCE

DEPARTMENT

CAPITAL PROJECTS (Page 5 of 6)

FUND - 31

PUBLIC WORKS

ACCT NO.	DESCRIPTION	2005-06 ACTUAL	2006-07 BUDGET	2006-07 ESTIMATE	2007-08 ADOPTED	2007-08 MID-YEAR	NOTES/DESCRIPTION
31- 50- 0202	Mayors' Discovery Park Conversion	100,900	0	0	0		
31- 50- 0204	Jessen Drive Bridge (Design)	71,800	97,000	57,000	1,173,650		HBRR (\$933,650); GF (\$240,000)
31- 50- 0302	CMP Reline Project	39,375	0	0	0		
31- 50- 0303	Pedestrian/Equestrian Crosswalk I	5,950	0	0	0		
31- 50- 0401	Resurface & Slurry Seal	215,125	0	0	0		
31- 50- 0403	Pedestrian/Equestrian Crosswalk II	900	0	0	0		
31- 50- 0405	Oak Grove Field Lights	130,500	0	0	0		
31- 50- 0406	Electronic Speed Awareness Signs	1,325	10,350	16,025	0		
31- 50- 0407	Loop Trail Phase II	25,475	32,800	32,800	0		
31- 50- 0408	Loop Trail Phase III	6,500	55,500	15,000	370,500		GF
31- 50- 0409	Baptiste Street, Curb & Gutter Improv.	243,400	0	25,500	0		
31- 50- 0410	ACH Center & East Median (Design)	1,725	0	4,550	0		
31- 50- 0411	Old Town Median Islands	318,875	954,650	764,100	0		Solid W. (\$70K); GF (\$274,100); STP-L (\$420K)
31- 50- 0421	Chevy Chase Sidewalk Improvements	0	0	18,800	261,200		GF
31- 50- 0603	Pedestrian Crosswalk (Memorial Park)	3,150	0	0	0		
31- 50- 0604	Skatepark Ramp Replacements	0	75,000	0	115,000		GF
31- 50- 0605	La Canada Blvd. Improv./Sidewalk	7,875	166,500	171,500	0		
31- 50- 0606	Michigan Hill Improvements	81,300	250,000	825	510,000		SR2S (\$217K); GF (\$229K); Prop. C (64K)
31- 50- 0613	Copy Room Upgrade	16,650	0	0	0		
31- 50- 0617	Drainage Improv. (Georgian Rd.)	4,750	232,000	3,900	228,100		GF (\$131,350); SW (\$96,750)
31- 50- 0618	Drainage Improve. (Castle/Cross)	10,025	5,000	0	5,000		GF
31- 50- 0620	Ultimate Destination Pocket Park	0	30,000	0	30,000		GF
31- 50- 0621	Chevy Chase Sidewalk Improvements	0	271,000	0	0		Expenditures moved to 31-0421
31- 50- 0622	Castle Road Improvements	0	375,000	0	375,000		GF
31- 50- 0623	Flume Improvements (210 Fwy.)	0	0	0	0		Funding moved to Fund 4 (Indiana OverX)
31- 50- 0624	Oak Grove Bridge Seismic Improv.	35,000	0	0	0		GF
31- 50- 0625	Chevy Chase Storm Drain Improv.	0	110,000	20,000	90,000		GF
31- 50- 0626	Chevy Chase Slope Repair	0	220,000	9,675	210,325		GF
31- 50- 0627	LCE Storm Drain Improvement	9,950	159,000	140,000	0		GF
31- 50- 0628	Calsense Controller System	13,725	6,000	6,000	0		GF

00084

PROGRAM

FUND BALANCE

DEPARTMENT

CAPITAL PROJECTS (Page 6 of 6)

FUND - 31

PUBLIC WORKS

ACCT NO.	DESCRIPTION	2005-06 ACTUAL	2006-07 BUDGET	2006-07 ESTIMATE	2007-08 ADOPTED	2007-08 MID-YEAR	NOTES/DESCRIPTION
31- 50- 0629	Forest Hill Restoration	0	30,000	9,000	221,000		GF
31- 50- 0701	Street Resurface & Slurry Seal	0	400,000	0	400,000		SB 1266 (\$400,000 pending)
31- 50- 0702	Misc. Storm Drain Improvements	0	316,000	50,000	266,000		SW (\$150K); GF (116K)
31- 50- 0703	Chevy Chase Crosswalk	0	40,000	0	40,000		SW (\$30,000); GF (\$10,000)
31- 50- 0710	Streetscape Impr. - Foothill & ACH	0	468,400	104,700	1,073,000		SB 1266 (\$100K); GF (\$946,025); AQMD (\$26,975);
31- 50- 0711	Old Town Foothill Resurface	0	400,000	0	400,000		SB 1266 (\$177,075); Prop. C (\$222,925)
31- 50- 0712	Lanternman House Roof Replacement	0	30,000	0	30,000		GF
31- 50- 0713	City Hall Bldg./Security Improvements	0	47,200	0	47,200		GF
31- 50- 0714	Mayors' Discovery Park Sign	0	12,000	10,000	0		
31- 50- 0801	Street Resurface & Slurry Seal	0	0	0	240,000		GF (\$165K) + Solid Waste (\$75K)
31- 50- 0802	Angeles Crest Hwy. Median Improv.	0	0	0	867,000		HSIP (\$524,700) + GF (\$331K) + Gas Tax (\$11,300)
31- 50- 0803	Ped./Eques. Cross. (Verdugo/Descanso)	0	0	0	170,000		MTA Call for Proj. (\$125K); Prop C (\$40K) GF (\$5K)
31- 50- 0804	Cross Street Improvements (Hall Cyn.)	0	0	0	30,000		
31- 50- 0805	Island Improv. (Oakwood/Lynnhaven)	0	0	0	20,000		
31- 50- 0806	Olberz Park Improvements	0	0	0	20,000		
31- 50- 0807	City Hall South Façade Modification	0	0	0	45,000		
31- 50- 0808	Old Town Median (Phase II)	0	0	0	150,000		
Subtotal - Project List		1,344,275	4,793,400	1,459,375	7,387,975	0	

00085

**CITY OF LA CAÑADA FLINTRIDGE
FY 2007-08 ANNUAL BUDGET**

PROGRAM

FUND BALANCE

DEPARTMENT

SOLID WASTE (Page 1 of 2)

FUND - 32

PUBLIC WORKS

The Solid Waste Fund was established in order to respond to the need for integrated solid waste management. State Law (AB 939 and AB 1820) requires the City to reduce the amount of waste sent to area landfills 25% by 1995 and 50% by the year 2000. The City has developed and adopted the Source Reduction and Recycling Element (SRRE) and Household Hazardous Waste Element (HHWE) to provide a comprehensive approach toward meeting these goals.

The City has joined eleven other San Gabriel Valley cities in a Joint Powers Agreement (SGVJPA) to effectively carry-out planning and implementation efforts. The Solid Waste Program is staffed by the Senior Mgmt. Analyst, and Mgmt. Aide.

ACCT. NO.	DESCRIPTION	2005-06 ACTUAL	2006-07 BUDGET	2006-07 ESTIMATE	2007-08 ADOPTED	2007-08 MID-YEAR	NOTES/DESCRIPTION
<i>AVAILABLE FUNDS:</i>							
	BEGINNING FUND BALANCE	960,575	424,725	496,375	268,250	0	
32- 00- 4210	Municipal Code Fines	12,850	25,000	30,000	5,000		Constr. & Demo Ordinance
32- 00- 4410	Recycling Service Fee	0	0	0	0		
32- 00- 4413	Contract Fines & Penalties	3,750	2,000	0	0		
32- 00- 4420	Solid Waste Management Fee	378,025	346,000	350,000	355,000		10% of all collection fees
32- 00- 4430	State Grant	5,800	5,850	5,800	5,850		
32- 00- 4610	Interest	23,225	0	0	0		
	Subtotal - Revenues	423,650	378,850	385,800	365,850	0	
	Transfer In - Bonds & Grants (4)	0	0	10,000	0	0	Municipal Code Fine (Overcross.)
<i>TOTAL AVAILABLE FUNDS:</i>		1,384,225	803,575	892,175	634,100	0	

PROGRAM

FUND BALANCE

DEPARTMENT

SOLID WASTE (Page 2 of 2)

FUND - 32

PUBLIC WORKS

ACCT NO.	DESCRIPTION	2005-06 ACTUAL	2006-07 BUDGET	2006-07 ESTIMATE	2007-08 ADOPTED	2007-08 MID-YEAR	NOTES/DESCRIPTION
<i>EXPENDITURES & LIABILITIES:</i>							
32- 52- 6025	Refuse Collection & Recycling Srvc.	6,025	5,600	5,850	5,900		City Hall (\$4,100); Lanterman House (\$700); Special Events (\$1,100)
32- 52- 6030	Materials/Supplies	0	1,600	1,600	1,600		
32- 52- 6032	Books & Publications	0	100	100	100		
32- 52- 6033	Postage	425	2,000	1,000	2,000		2 city-wide mailings
32- 52- 6034	Printing & Publishing	150	2,000	1,500	3,000		2 brochures/information
32- 52- 6052	Travel, Conferences, Meetings	825	2,000	2,000	2,500		CRRA; SGVJPA; CIWMB
32- 52- 6053	Memberships & Dues	350	600	600	600		CRRA; SWANA
32- 52- 6061	Professional Services	63,525	80,000	55,000	180,000		SB 1066 Ann. Rprt (\$25K); Public Ed. (\$5K); Consultants (\$25K); Regional Agency (\$10K); HHW Program (\$20K); Metals TMDL (\$25K) NPDES Trash Mgmt. Pgm. (\$70K)
32- 52- 8231	Furnishings & Equipment	0	8,000	4,000	8,000		Trash Cans (parks, fields, Foothill)
	Subtotal - Expenditures	71,300	101,900	71,650	203,700	0	
	Transfer Out - to Capital Projects (31)	370,000	400,000	400,000	216,325		Ch. Chase Xwalk (\$30K); Old Town Median (\$14,575)
	Reimbursement - to GF Operating Budget	446,550	152,275	152,275	159,700		Georgian Drainage (\$96,750); St. Resurf. & Slurry (\$75K) Salary Reimbursement
	Subtotal - Transfers/Reimbursements	816,550	552,275	552,275	376,025	0	
<i>TOTAL EXPENDITURES & LIABILITIES:</i>		887,850	654,175	623,925	579,725	0	
ENDING FUND BALANCE:		496,375	149,400	268,250	54,375	0	

<i>FUND EQUITY:</i>		496,375	149,400	268,250	54,375	0	
	Undesignated	496,375	149,400	268,250	54,375		
<i>TOTAL FUND EQUITY:</i>		496,375	149,400	268,250	54,375	0	

**CITY OF LA CAÑADA FLINTRIDGE
FY 2007-08 ANNUAL BUDGET**

PROGRAM

FUND BALANCE

DEPARTMENT

LLEBG FEDERAL GRANT (Page 1 of 2)

FUND - 34

ADMINISTRATION

The City received a grant from the Federal Government to fund "front line" law enforcement programs. This fund was created to identify and track the federal funds.

ACCT. NO.	DESCRIPTION	2005-06 ACTUAL	2006-07 BUDGET	2006-07 ESTIMATE	2007-08 ADOPTED	2007-08 MID-YEAR	NOTES/DESCRIPTION
<i>AVAILABLE FUNDS:</i>							
	BEGINNING FUND BALANCE	33,950	0	5,650	0	0	
34- 00- 4410	LLEBG Federal Grant	0	0	0	0		
34- 00- 4610	Interest	200	0	100	0		
	Subtotal - Revenues	200	0	100	0	0	
	Transfer In - General Fund (1)	0	0	0	0	0	
<i>TOTAL AVAILABLE FUNDS:</i>		34,150	0	5,750	0	0	

PROGRAM

FUND BALANCE

DEPARTMENT

LLEBG FEDERAL GRANT (Page 2 of 2)

FUND - 34

ADMINISTRATION

ACCT NO	DESCRIPTION	2005-06 ACTUAL	2006-07 BUDGET	2006-07 ESTIMATE	2007-08 ADOPTED	2007-08 MID-YEAR	NOTES/DESCRIPTION
<i>EXPENDITURES & LIABILITIES:</i>							
34- 21- 6058	L.A. Co. Sheriff's Overtime	0	0	0	0		
34- 21- 6081	Programs (Public Safety)	0	0	0	0		
34- 21- 6097	Reimbursement to DOJ	25,575	0	5,750	0		
34- 21- 8231	Furnishings & Equipment	0	0	0	0		
	Subtotal - Expenditures	25,575	0	5,750	0	0	
	Transfers Out - General Fund Operating (1)	2,925	0	0	0		
<i>TOTAL EXPENDITURES & LIABILITIES:</i>		28,500	0	5,750	0	0	
ENDING FUND BALANCE:		5,650	0	0	0	0	
<i>FUND EQUITY:</i>							
	Designated	0	0	0	0		
	Undesignated	5,650	0	0	0		
<i>TOTAL FUND EQUITY:</i>		5,650	0	0	0	0	

**CITY OF LA CAÑADA FLINTRIDGE
FY 2007-08 ANNUAL BUDGET**

PROGRAM

FUND BALANCE

DEPARTMENT

SLESF STATE GRANT (Page 1 of 2)

FUND - 35

ADMINISTRATION

The City received a grant from the State of California to fund "front line" law enforcement programs. This fund was created to identify and track the state funds.

ACCT. NO.	DESCRIPTION	2005-06 ACTUAL	2006-07 BUDGET	2006-07 ESTIMATE	2007-08 ADOPTED	2007-08 MID-YEAR	NOTES/DESCRIPTION
<i>AVAILABLE FUNDS:</i>							
	BEGINNING FUND BALANCE	43,850	20,025	20,425	0	0	
35- 00- 4410	State Cops (SLESF) Grant	100,000	100,000	100,000	100,000		
35- 00- 4420	Citizens for Pub. Safety (COPS)	0	0	0	0		
35- 00- 4430	CLEEF Funds	0	0	0	0		
35- 00- 4610	Interest	650	250	250	250		
	Subtotal - Revenues	100,650	100,250	100,250	100,250	0	
	Transfer In - General Fund Operating (1)	0	12,200	10,400	40,650		
<i>TOTAL AVAILABLE FUNDS:</i>		144,500	132,475	131,075	140,900	0	

PROGRAM

FUND BALANCE

DEPARTMENT

SLESF STATE GRANT (Page 2 of 2)

FUND - 35

ADMINISTRATION

ACCT NO.	DESCRIPTION	2005-06 ACTUAL	2006-07 BUDGET	2006-07 ESTIMATE	2007-08 ADOPTED	2007-08 MID-YEAR	NOTES/DESCRIPTION
<i>EXPENDITURES & LIABILITIES:</i>							
35- 21- 6059	L.A. Co. Sheriff's Department	124,075	132,475	131,075	140,900		Traffic Invest. (no 6% liability)
35- 21- 6081	Programs (Public Safety)	0	0	0	0		
35- 21- 8231	Furnishings & Equipment	0	0	0	0		
	Subtotal - Expenditures	124,075	132,475	131,075	140,900	0	
	Transfer Out - To General Fund (1)	0	0	0	0		
<i>TOTAL EXPENDITURES & LIABILITIES:</i>		124,075	132,475	131,075	140,900	0	
ENDING FUND BALANCE:		20,425	0	0	0	0	
<i>FUND EQUITY:</i>							
	Designated (for COPS program)	0	0	0	0		
	Designated for Traffic Investigator	20,425	0	0	0		
	Undesignated	0	0	0	0		
<i>TOTAL FUND EQUITY:</i>		20,425	0	0	0	0	

**CITY OF LA CAÑADA FLINTRIDGE
FY 2007-08 ANNUAL BUDGET**

PROGRAM

FUND BALANCE

DEPARTMENT

A.Q.M.D. TRUST (Page 1 of 2)

FUND - 37

ADMINISTRATION

The City receives AB 2766 monies from the Southern California Air Quality Management District to fund programs to improve air quality.

ACCT. NO.	DESCRIPTION	2005-06 ACTUAL	2006-07 BUDGET	2006-07 ESTIMATE	2007-08 ADOPTED	2007-08 MID-YEAR	NOTES/DESCRIPTION
<i>AVAILABLE FUNDS:</i>							
	BEGINNING FUND BALANCE	175,700	201,550	193,675	211,950		
37- 00- 4420	A.Q.M.D. Trust	18,950	27,500	19,225	19,500		
37- 00- 4422	Local Subvention Match Grant	0	20,000	0	20,000		For purchase of a Shuttle Bus
37- 00- 4610	Interest	1,625	500	1,600	1,625		
	Subtotal - Revenues	20,575	48,000	20,825	41,125	0	
	Transfers In	0	0	0	0		
<i>TOTAL AVAILABLE FUNDS:</i>		196,275	249,550	214,500	253,075	0	

PROGRAM

FUND BALANCE

DEPARTMENT

A.Q.M.D. TRUST (Page 2 of 2)

FUND - 37

ADMINISTRATION

ACCT NO.	DESCRIPTION	2005-06 ACTUAL	2006-07 BUDGET	2006-07 ESTIMATE	2007-08 ADOPTED	2007-08 MID-YEAR	NOTES/DESCRIPTION
<i>EXPENDITURES & LIABILITIES:</i>							
37- 49- 6053	Memberships & Dues	2,600	2,575	2,550	3,600		SGVCOG
37- 49- 6061	Professional Services	0	0	0	0		
37- 49- 8233	Capital Construction	0	140,000	0	140,000		Link & Gateway Project (\$2.5M)
	Subtotal - Expenditures	2,600	142,575	2,550	143,600	0	
	Transfer Out - Prop. A (30)	0	80,000	0	80,000		For purchase of Shuttle Bus
	Transfer Out - Capital Projects (31)	0	26,975	0	26,975		For Streetscape Improv. (Foothill & ACH)
	Subtotal - Transfers Out	0	106,975	0	106,975	0	
<i>TOTAL EXPENDITURES & LIABILITIES:</i>		2,600	249,550	2,550	250,575	0	
ENDING FUND BALANCE:		193,675	0	211,950	2,500	0	
<i>FUND EQUITY:</i>							
		193,675	0	211,950	2,500	0	
	Undesignated	193,675	0	211,950	2,500		
<i>TOTAL FUND EQUITY:</i>		193,675	0	211,950	2,500	0	

00093

**CITY OF LA CAÑADA FLINTRIDGE
FY 2007-08 ANNUAL BUDGET**

PROGRAM

FUND BALANCE

DEPARTMENT

PROPERTY ACQUISITION FUND (Page 1 of 2)

FUND - 38

ADMINISTRATION

The Property Acquisition Fund was created for the purpose of designating monies to be used for the future acquisition of property. Revenues are derived from donations or funds set-aside by the City Council for this purpose.

ACCT. NO.	DESCRIPTION	2005-06 ACTUAL	2006-07 BUDGET	2006-07 ESTIMATE	2007-08 ADOPTED	2007-08 MID-YEAR	NOTES/DESCRIPTION
<i>AVAILABLE FUNDS:</i>							
	BEGINNING FUND BALANCE	(7,325)	(7,300)	0	0		
38- 00- 4140	Property Tax	0	7,300	0	100,000		
38- 00- 4410	Santa Monica Mtns. Consvr. Grant	0	0	0	0		
38- 00- 4420	State Grant	0	0	0	0		
38- 00- 4486	Donations	0	0	0	0		
38- 00- 4610	Interest	0	0	0	0		
	Subtotal - Revenues	0	7,300	0	100,000	0	
	Transfer In - General Fund Operating (1)	7,325	0	0	0	0	
<i>TOTAL AVAILABLE FUNDS:</i>		0	0	0	100,000	0	

PROGRAM

FUND BALANCE

DEPARTMENT

PROPERTY ACQUISITION FUND (Page 2 of 2)

FUND - 38

ADMINISTRATION

ACCT NO.	DESCRIPTION	2005-06 ACTUAL	2006-07 BUDGET	2006-07 ESTIMATE	2007-08 ADOPTED	2007-08 MID-YEAR	NOTES/DESCRIPTION
<i>EXPENDITURES & LIABILITIES:</i>							
38- 50- 9580	Land Acquisition	0	0	0	0		Tax default property purchase: Woodleigh
	Subtotal - Expenditures	0	0	0	0	0	
	Transfer Out - Capital Projects (31)	0	0	0	0		For Mayors' Discovery Park Construc.
<i>TOTAL EXPENDITURES & LIABILITIES:</i>		0	0	0	0	0	
ENDING FUND BALANCE:		0	0	0	100,000	0	
<i>FUND EQUITY:</i>							
	Undesignated	0	0	0	100,000	0	
<i>TOTAL FUND EQUITY:</i>		0	0	0	100,000	0	

**CITY OF LA CAÑADA FLINTRIDGE
FY 2007-08 ANNUAL BUDGET**

PROGRAM

FUND BALANCE

DEPARTMENT

SEWER IMPROVEMENT FUND 04-1 (Page 1 of 2)

FUND - 41

PUBLIC WORKS

The Sewer Improvement Fund is a City created fund to track revenues and expenditures related to the acquisition and construction of the residential and commercial sewer systems constructed under an assessment district proceeding.

ACCT. NO.	DESCRIPTION	2005-06 ACTUAL	2006-07 BUDGET	2006-07 ESTIMATE	2007-08 ADOPTED	2007-08 MID-YEAR	NOTES/DESCRIPTION
AVAILABLE FUNDS:							
	BEGINNING FUND BALANCE	24,740,700	16,861,675	16,026,075	7,291,600	0	
41- 00- 4412	Prepayments (AD 04-1)	20,500	0	0	0		
41- 00- 4425	Proceeds from SWRCB Loan	0	0	18,866,950	8,061,600		
41- 00- 4550	Miscellaneous Income	24,850	0	12,700	0		
41- 00- 4610	Interest	541,575	199,925	190,000	132,000		
	Sub-total - Revenues	586,925	199,925	19,069,650	8,193,600	0	
	Transfer In - from SDSF (43)	0	0	0	0		
	Sub-total - Transfers In	0	0	0	0	0	
TOTAL AVAILABLE FUNDS:		25,327,625	17,061,600	35,095,725	15,485,200	0	

PROGRAM

FUND BALANCE

DEPARTMENT

SEWER IMPROVEMENT FUND 04-1 (Page 2 of 2)

FUND - 41

PUBLIC WORKS

ACCT NO.	DESCRIPTION	2005-06 ACTUAL	2006-07 BUDGET	2006-07 ESTIMATE	2007-08 ADOPTED	2007-08 MID-YEAR	NOTES/DESCRIPTION
EXPENDITURES & LIABILITIES:							
41- 40- 6010	Professional Services (AD 04-1)	2,002,875	800,000	1,795,000	751,000		Engineering (\$60K); Legal (\$25,000) R-O-W Engr./Acquisition (\$20K); Construc. Mgmt. (\$600K); Other Consultant Work (\$20K); San. Sewer Mgmt. Plan (\$26K)
41- 40- 8233	Capital Construction (AD 04-1)	7,298,675	14,000,000	8,311,025	5,200,000		
	Subtotal - Expenditures	9,301,550	14,800,000	10,106,025	5,951,000	0	
	Reimbursement - to GF Operating Budget	0	0	0	0		Reimburse GF Reserves
	Transfer Out - To Debt Service Fund (43)	0	0	17,698,100	7,275,000		
	Subtotal - Reimbursements/Transfers	0	0	17,698,100	7,275,000	0	
TOTAL EXPENDITURES & LIABILITIES:		9,301,550	14,800,000	27,804,125	13,226,000	0	
ENDING FUND BALANCE:		16,026,075	2,261,600	7,291,600	2,259,200	0	
FUND EQUITY:							
		16,026,075	2,261,600	7,291,600	2,259,200	0	
	Desig. for District #3 Sewer Project	16,026,075	2,261,600	7,291,600	2,259,200		
TOTAL FUND EQUITY:		16,026,075	2,261,600	7,291,600	2,259,200	0	
LOANS/OBLIGATIONS:							
	Owed to General Fund (Advance)	0	0	0	0	0	Debt transferred to Fund 20 in FY04/05
	State Loan (SWRCB)	0	0	18,866,950	26,928,550	0	
TOTAL LOANS/OBLIGATIONS:		0	0	18,866,950	26,928,550	0	

**CITY OF LA CAÑADA FLINTRIDGE
FY 2007-08 ANNUAL BUDGET**

PROGRAM

FUND BALANCE

DEPARTMENT

SEWER REDEMPTION FUND 04-1 (Page 1 of 2)

FUND - 42

PUBLIC WORKS

The Sewer Redemption Fund is a City created fund to track revenues and expenditures related to the sewer assessments collected for the residential and commercial sewer systems conducted under an assessment district proceeding.

ACCT NO	DESCRIPTION	2005-06 ACTUAL	2006-07 BUDGET	2006-07 ESTIMATE	2007-08 ADOPTED	2007-08 MID-YEAR	NOTES/DESCRIPTION
AVAILABLE FUNDS:							
	BEGINNING FUND BALANCE	0	0	0	0	0	
42- 00- 4410	Sewer Assess. Fees (AD 04-1)	2,106,925	2,170,075	2,214,950	2,164,675		
42- 00- 4412	Prepayments (AD 04-1)	35,050	0	33,450	0		
42- 00- 4413	Penalties	2,775	0	2,500	0		
42- 00- 4420	Administrative Fee (AD 04-1)	39,025	38,750	38,650	38,650		\$30/parcel x 1,288 parcels
42- 00- 4610	Interest	14,625	500	250	250		
	Subtotal - Revenues	2,198,400	2,209,325	2,289,800	2,203,575	0	
	Transfers In	0	0	0	0	0	
TOTAL AVAILABLE FUNDS:		2,198,400	2,209,325	2,289,800	2,203,575	0	

PROGRAM

FUND BALANCE

DEPARTMENT

SEWER REDEMPTION FUND 04-1 (Page 2 of 2)

FUND - 42

PUBLIC WORKS

ACCT. NO.	DESCRIPTION	2005-06 ACTUAL	2006-07 BUDGET	2006-07 ESTIMATE	2007-08 ADOPTED	2007-08 MID-YEAR	NOTES/DESCRIPTION
EXPENDITURES & LIABILITIES:							
42- 40- 6010	Professional Services (AD 04-1)	18,550	38,750	38,650	38,650		MuniFin. (\$15,000); CFS (\$9,000); Moreland (\$14,650)
	Subtotal - Expenditures	18,550	38,750	38,650	38,650	0	
	Reimbursement - to GF Operating Budget	38,750	500	0	0		
	Transfer Out - to SDSF (43)	2,141,100	2,170,075	2,251,150	2,164,925		
	Subtotal - Reimbursements/Transfers Out	2,179,850	2,170,575	2,251,150	2,164,925	0	
	TOTAL EXPENDITURES & LIABILITIES:	2,198,400	2,209,325	2,289,800	2,203,575	0	
	ENDING FUND BALANCE:	0	0	0	0	0	
FUND EQUITY:							
	Reserved for future debt service	0	0	0	0	0	
	TOTAL FUND EQUITY:	0	0	0	0	0	

**CITY OF LA CAÑADA FLINTRIDGE
FY 2007-08 ANNUAL BUDGET**

PROGRAM

FUND BALANCE

DEPARTMENT

SEWER DEBT SERVICE FUND 04-1 (Page 1 of 2)

FUND - 43

PUBLIC WORKS

The Sewer Debt Service Fund is a City created fund to track revenues and expenditures related to the sewer debts incurred for the residential and commercial sewer systems conducted under an assessment district proceeding.

ACCT. NO.	DESCRIPTION	2005-06 ACTUAL	2006-07 BUDGET	2006-07 ESTIMATE	2007-08 ADOPTED	2007-08 MID-YEAR	NOTES/DESCRIPTION
<i>AVAILABLE FUNDS:</i>							
	BEGINNING FUND BALANCE	4,083,100	4,209,325	4,162,050	4,384,950	0	
43- 00-	4410 Revenues	0	0	0	0		
43- 00-	4426 Proceeds from Assess. Bond (MV)	0	0	0	0		
43- 00-	4610 Interest Income	91,350	38,050	112,000	170,950		
	Subtotal - Revenues	91,350	38,050	112,000	170,950	0	
	Transfer In - SIF (41)	0	0	17,698,100	7,275,000		
	Transfer In - SRF (42)	2,141,100	2,170,075	2,251,150	2,164,925		
<i>TOTAL AVAILABLE FUNDS:</i>		6,315,550	6,417,450	24,223,300	13,995,825	0	

PROGRAM

FUND BALANCE

DEPARTMENT

SEWER DEBT SERVICE FUND 04-1 (Page 2 of 2)

FUND - 43

PUBLIC WORKS

ACCT NO	DESCRIPTION	2005-06 ACTUAL	2006-07 BUDGET	2006-07 ESTIMATE	2007-08 ADOPTED	2007-08 MID-YEAR	NOTES/DESCRIPTION
<i>EXPENDITURES & LIABILITIES:</i>							
43- 40- 6037	Principal Bond Payment	1,135,000	996,100	19,085,425	7,119,575		
43- 40- 6038	Principal Loan Payment (SRF)	0	0	0	0		
43- 40- 6039	Interest Expense	1,008,900	1,211,250	752,925	400,000		
43- 40- 6061	Professional Services	9,600	0	0	0		
	Subtotal - Expenditures	2,153,500	2,207,350	19,838,350	7,519,575	0	
	Transfers Out - Sewer Improv. Fund (41)	0	0	0	0		
<i>TOTAL EXPENDITURES & LIABILITIES:</i>		2,153,500	2,207,350	19,838,350	7,519,575	0	
ENDING FUND BALANCE:		4,162,050	4,210,100	4,384,950	6,476,250	0	
<i>FUND EQUITY:</i>							
	Reserved for future debt service	4,162,050	4,210,100	4,384,950	6,476,250	0	
<i>TOTAL FUND EQUITY:</i>		4,162,050	4,210,100	4,384,950	6,476,250	0	
<i>LOANS/OBLIGATIONS:</i>							
	Due to General Fund	0	0	0	0	0	
	Due to SWRCB	0	0	18,866,950	26,928,550	0	
	Due to Construction Bonds	26,205,000	25,208,900	7,119,575	0	0	
<i>TOTAL LOANS/OBLIGATIONS:</i>		26,205,000	25,208,900	25,986,525	26,928,550	0	

00101

COMBINED CHANGES IN FUND BALANCE

COMBINED CHANGES IN FUND BALANCE

Fund		Estimated Beginning Fund Bal.	Adopted Revenues	Reimburse/ Transfers In	Total Available	Adopted Expend.	Liabilities/ Transfers Out	Total Reductions	Estimated Ending Fund Bal.
01	General Fund	16,283,600	11,296,500	491,375	28,071,475	10,643,700	2,081,825	12,725,525	15,345,950
02	Traffic Safety Fund	0	80,000	0	80,000	0	80,000	80,000	0
03	State Gas Tax	0	396,300	0	396,300	396,300	0	396,300	0
04	Bonds & Grants Fund	86,075	871,325	23,450	980,850	1,125,750	0	1,125,750	(144,900)
05	T.D.A.	650	12,825	0	13,475	13,475	0	13,475	0
09	Debt Service Fund	0	0	83,550	83,550	83,550	0	83,550	0
11	Comm. Dev. Block Grant	0	106,550	0	106,550	95,900	10,650	106,550	0
20	Sanitation	(239,800)	5,000	96,000	(138,800)	101,000	0	101,000	(239,800)
21	Sewer Improv. 98-1	0	0	0	0	0	0	0	0
22	Sewer Redemp. 98-1	0	609,025	0	609,025	15,000	594,025	609,025	0
23	Sewer Debt Serv. 98-1	(441,025)	0	582,425	141,400	417,800	138,100	555,900	(414,500)
24	Sewer Improv. 02-1	(879,675)	0	0	(879,675)	193,000	0	193,000	(1,072,675)
25	Sewer Redemp. 02-1	0	1,054,150	0	1,054,150	20,000	1,034,150	1,054,150	0
26	Sewer Debt Serv. 02-1	1,344,575	50,000	1,010,500	2,405,075	888,350	0	888,350	1,516,725
29	Proposition C	838,825	321,450	0	1,160,275	529,200	326,925	856,125	304,150
30	Proposition A	862,600	347,250	80,000	1,289,850	686,400	38,250	724,650	565,200
31	Capital Projects Fund	2,104,375	1,836,700	2,339,650	6,280,725	7,387,975	0	7,387,975	(1,107,250)
32	Solid Waste	268,250	365,850	0	634,100	203,700	376,025	579,725	54,375
34	LLEBG Federal Grant	0	0	0	0	0	0	0	0
35	SLESF State Grant	0	100,250	40,650	140,900	140,900	0	140,900	0
37	A.Q.M.D. Trust	211,950	41,125	0	253,075	143,600	106,975	250,575	2,500
38	Property Acquisition Fund	0	100,000	0	100,000	0	0	0	100,000
41	Sewer Improv. 04-1	7,291,600	8,193,600	0	15,485,200	5,951,000	0	13,226,000	2,259,200
42	Sewer Redemp. 04-1	0	2,203,575	0	2,203,575	38,650	2,164,925	2,203,575	0
43	Sewer Debt Serv. 04-1	4,384,950	170,950	2,164,925	13,995,825	7,519,575	0	7,519,575	6,476,250
TOTAL		32,116,950	28,162,425	6,912,525	74,466,900	36,594,825	6,951,850	50,821,675	23,645,225

APPROPRIATIONS LIMIT

A RESOLUTION OF THE CITY COUNCIL OF THE CITY OF
LA CAÑADA FLINTRIDGE ADOPTING THE APPROPRIATION
LIMIT FOR FISCAL YEAR 2007-08 AT \$14,834,735

WHEREAS, on November 7, 1979, the voters of the State of California approved Proposition 4, the addition of Article XIII B to the State Constitution placing various limitations on the appropriations of state and local governments; and,

WHEREAS, Article XIII B provided for establishing fiscal year 1978-79 and the adopted spending appropriation for that year as the base for calculating future years' appropriations limits; and,

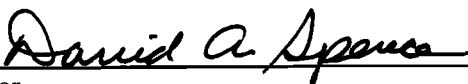
WHEREAS, Article XIII B provided for establishing each fiscal year's limit by adjusting the immediately prior year's limit by a factor comprised of the change in local population combined with either the change in California per capita personal income or the change in the U.S. Consumer Price Index, whichever is less; and,

WHEREAS, in June 1990, the voters of the State of California approved Proposition 111 which amended Article XIII B of the California State Constitution to establish the limit originally calculated for fiscal year 1986-87 as a new adjustment base and to change the definition of the cost of living to be either the percentage change in California per capita personal income from the preceding year or the percentage change in the local assessment roll from the preceding year for the jurisdiction due to the addition of local non-residential new construction; and,

WHEREAS, Proposition 111 further modified Article XIII B requirements by making certain capital outlay, debt service, emergency and court ordered expenditures not subject to the limit and by allowing expenditures in excess of one year's limit to be offset by underexpenditures in an immediately following year;


NOW, THEREFORE, BE IT RESOLVED that the City Council of the City of La Cañada Flintridge, in accordance with the provisions of Proposition 111, formally elects to use county-wide population changes rather than City of La Cañada Flintridge population changes and California per capita income changes rather than U.S. Consumer Price Index changes in determining its Appropriations Limit for FY 2007-08. Be it further resolved that the City Council hereby adopts its Appropriations Limit for FY 2007-08 as \$14,834,735.

PASSED, APPROVED AND ADOPTED THIS 16th DAY OF JULY, 2007.



Mayor

ATTEST:



City Clerk

00103

APPROPRIATIONS LIMIT TABLE

Year	Appropriations Limit	C.P.I. Increase	Change in Population	Expenditures to Approp. Lim. Margin	Revenues to Approp. Lim. Margin
1978-79	3,195,639	1.1017	1.0086		
1979-80	3,550,913	1.1211	0.9947		
1980-81	3,959,830	1.0912	0.9993		
1981-82	4,317,942	1.0679	1.0040		
1982-83	4,629,575	1.0235	1.0036		
1983-84	4,755,428	1.0474	1.0026		
1984-85	4,993,785	1.0374	0.9990		
1985-86	5,175,372	1.0230	1.0135		

Year	Appropriations Limit	Change in Per Capita Pers. Income	Change in Population	Multiplier	Expenditures to Limit Margin	Revenues to Limit Margin
1986-87	5,366,304	1.0347	1.0191	1.0545		
1987-88	5,658,768 *	1.0466	1.0162	1.0636		
1988-89	6,018,666 *	1.0519	1.0114	1.0639		
1989-90	6,403,259 *	1.0421	1.0136	1.0563		
1990-91	6,763,762	1.0414	1.0173	1.0594	1,153,987	3,370,912
1991-92	7,165,529	0.9936	1.0034	0.9970	850,479	3,969,129
1992-93	7,144,032	1.0272	1.0096	1.0371	813,282	3,748,382
1993-94	7,409,076	1.0071	1.0075	1.0147	433,801	3,880,476
1994-95	7,517,989	1.0472	1.0033	1.0506	793,739	3,824,339
1995-96	7,898,399	1.0467	1.0048	1.0517	925,924	4,020,199
1996-97	8,306,746	1.0467	1.0124	1.0597	841,246	4,266,346
1997-98	8,802,659	1.0415	1.0139	1.0559	(370,641)	4,510,684
1998-99	9,294,728	1.0453	1.0166	1.0626	(1,819,747)	4,526,428
1999-00	9,876,578	1.0491	1.0175	1.0675	(3,127,722)	4,951,303
2000-01	10,543,247	1.0782	1.0166	1.0960	(167,853)	5,255,897
2001-02	11,555,399	0.9873	1.0177	1.0047	7,202,049	6,170,299
2002-03	11,609,709	1.0231	1.0166	1.0400	(3,651,241)	6,016,659
2003-04	12,074,097	1.0328	1.0138	1.0470	(15,138,295)	6,724,030
2004-05	12,641,580	1.0684	1.0118	1.0810	(24,207,952)	7,297,148
2005-06	13,463,283	1.0396	1.0078	1.0477	(22,636,893)	7,183,182
2006-07	14,105,482	1.0442	1.0072	1.0517	(21,760,090)	6,988,310
2007-08	14,834,735					

Formula: Old Appropriation Limit x Multiplier (i.e. Change in Per Capita Personal Income x Change in Population)

To determine "Change in Population", use L.A. County Rate + 100 divided by 100

*Appropriation Limits for FY 1987-88, 1988-89 and 1989-90 have been recalculated and are not the adopted limits.

REVENUES/EXPENDITURES TO APPROPRIATIONS LIMIT MARGIN FY 07-08

Proceeds of Taxes (Revenue Subject to Limit)		Non-Proceeds of Taxes (Revenue Not Subject to Limit)	
Sales Tax	1,965,700	Franchise Fees	652,300
Real Property Transfer Tax	188,225	Municipal Code Fines	33,500
Property Tax **	3,100,000	Parking Fines	55,800
Business License Fees	170,000	S.T.A.R. Reimbursement	35,550
Vehicle License Fees	1,635,000	FEMA Hazard Mitigation Grant	30,000
Off-Highway Vehicle	0	CHP (Every 15 minutes) Reimbursement	6,000
Gain/Loss on Sale of Investments	0	Area C Disaster Preparedness Funds	5,000
Interest Earnings*	<u>787,500</u>	Film Permit Fees	45,000
Total	7,846,425	Subdivision Filing Fees	10,000
		Zoning Fees/Environmental Assessment	478,000
		Use of Fields/Lanternman Auditorium	76,200
		General Plan Maintenance Fee	90,000
		Service Charges/NPDES Service Charges	9,500
		Bldg. Permit/Plan Check	1,800,000
		Specific Plan Fees	60,000
		Commercial /Industrial/Restaurant Inspect. Fee	15,000
		Miscellaneous Revenue	31,200
		Donations	1,000
		Public Works Reimbursements	13,000
		Lighting Reimbursement	16,750
		Parking Lot Lease	3,775
		Traffic Safety (Vehicle Code Fines)	80,000
		Gas Tax & Proposition 42 & Interest	396,300
		Bonds & Grants Fund & Interest	871,325
		TDA SB 821 & Interest	12,825
		CDBG	106,550
		Sewer Improvement Funds (All)	8,193,600
		Sewer Redemption Funds (All)	3,866,750
		Sewer Debt Service Funds (All)	220,950
		Proposition C/Interest	321,450
		Proposition A/Interest	347,250
		Capital Projects Revenue	1,836,700
		Solid Waste Fund (Waste Hauler Permit Fee)	365,850
		SLESF	100,250
		AQMD AB 2766/Interest	41,125
		Interest Earnings*	<u>87,500</u>
		Total	<u>20,316,000</u>

* 10% of total interest allocated to Non-Proceeds of Taxes.

Revenues to Appropriation Limit Margin:

14,834,735
- 7,846,425
<u>6,988,310</u>

Expenditures to Appropriation Limit Margin:

14,834,735
- 36,594,825 ***
<u>(21,760,090)</u>

**Includes \$5,000 allocated to Sanitation Fund and \$100,000 allocated to the Property Acquisition Fund

*** From FY budget (total expenditures)

Resolution No. 07 -19

A RESOLUTION OF THE CITY COUNCIL OF THE CITY OF
LA CAÑADA FLINTRIDGE ADOPTING THE ANNUAL BUDGET
AND FINANCIAL PLAN FOR FISCAL YEAR 2007-08

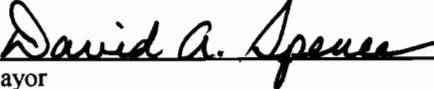
WHEREAS, the City Council of the City of La Cañada Flintridge is desirous of establishing an Annual Budget and Financial Plan for fiscal year 2007-08; and,

WHEREAS, the City Council of the City of La Cañada Flintridge has reviewed and considered budget documentation and has received input from the City's Commissions, citizens, staff and interested individuals;

NOW, THEREFORE, the City Council of the City of La Cañada Flintridge does hereby find, determine and resolve as follows:


1. The Fiscal Year 2007-08 Annual Budget & Financial Plan is hereby adopted, attached hereto, and made a part hereof;
2. The City Manager is hereby authorized to make expenditures in accordance with the FY 2007-08 Annual Budget & Financial Plan as adopted with the exception of those expenditures which require City Council approval in accordance with the ordinances and regulations of the City. Such approval shall be secured as prescribed.

PASSED, APPROVED AND ADOPTED THIS 16TH DAY OF JULY, 2007.



Mayor

ATTEST:



City Clerk

BUDGET REFERENCE MATERIAL

GLOSSARY OF BUDGET TERMS

- Allocate -** To divide a lump-sum appropriation, which is designated for expenditure, by specific organization units and/or specific purposes, activities or objects.
- Annual Budget -** A budget applicable to a single fiscal year.
- Appropriation -** An authorization made by the City Council which permits the City to incur obligations and to make expenditures of resources.
- Audit -** Prepared by an independent Certified Public Accountant (CPA), the primary objective of an audit is to determine if the City's financial statements present fairly the City's financial position and results of operations in conformity with generally accepted accounting principles. In conjunction with their performance of an audit, it is customary for an independent auditor to issue a Management Letter stating the adequacy of the City's internal controls as well as recommending improvements to the City's financial management practices.
- Budget -** A financial plan for a specified period of time that matches planned revenues and expenditures to municipal services.
- Budget Calendar -** A schedule of key dates which the City follows in the preparation, adoption and administration of the annual budget.
- Budget Detail -** Support information and notes which describe in detail the purpose for specific budget line items and the allocation of funds.
- Budget Message -** Included in the opening section of the budget, the budget message provides the City Council and the public with a general summary of the most important aspects of the budget, changes from the previous fiscal years and the views and recommendations of the City Manager.
- Capital Improvement Plan -** A five-year plan to provide for the maintenance or replacement of existing public facilities and assets and for the construction or acquisition of new ones.
- Contingency -** An appropriation of funds to cover unforeseen events that occur during the fiscal year, such as disaster emergencies, federal and/or state mandates, shortfall in revenues, or other unanticipations.
- Contract Services -** Services rendered to the City by private firms, individuals or other governmental agencies. Examples include law enforcement, legal services, animal control, traffic engineering, traffic signal maintenance, road maintenance, tree trimming, building inspection, recycling collection, custodial services, etc.

Department -	A major organizational unit of the City which has been assigned overall management responsibility for an operation or a group of related operations within a functional area.
Designated Fund Balance -	A portion of unreserved fund balance designated for a specific future use.
Encumbrance -	The legal commitment of appropriated funds to purchase an item or service. To encumber funds means to set aside or commit funds for a future expenditure.
Expenditure -	The outflow of funds paid, or to be paid, for an asset obtained or goods and services acquired regardless of when the expense is actually paid. This term applies to all funds. An encumbrance is not an expenditure; an encumbrance reserves funds to be expended.
Fee for Services -	Charges paid to the City by users of a service to help defray the costs of providing that service.
Fiscal Year -	The beginning and ending period for recording financial transactions. The City has specified July 1 through June 30 as its fiscal year.
Fixed Assets -	Assets of long-term nature, such as: land; buildings; machinery; furniture; and other equipment. The City has defined such assets as those with an expected life in excess of one year and an acquisition cost in excess of \$10,000.
Franchise Fee -	A fee charged for the privilege of using public rights-of-way and property within the City for public or private purposes. The City currently assesses franchise fees on cable television and utility companies.
Fund -	An accounting entity that records all financial transactions for specific activities or governmental functions. The generic fund types used by the City are: General; Traffic Safety; State Gas Tax; Bonds & Grants; T.D.A.; Gas Tax; Sanitation/Sewer; Debt Service; Prop. C; Prop. A; Property Acquisition; Solid Waste; Capital Projects; SLESF; LLEBG and AQMD Trust.
Fund Balance -	The excess of current assets over current liabilities and the cumulative effect of revenues and other financing sources over expenditures and other financing uses.
General Fund -	The primary operating fund of the City, all revenues that are not allocated by law or contractual agreement to a specific fund are accounted for in the general fund. With the exception of subvention or grant revenues restricted for specific uses, general fund resources can be utilized for any legitimate governmental purpose.

Goal -	A statement of broad direction, purpose or intent.
Infrastructure -	The physical assets of the City, i.e. streets, sidewalks, gutters, sewers, public buildings, bridges, parks, traffic signals, street signs, etc., and the support structures within a development.
Investment Revenue -	Revenue received as interest from the investment of funds not immediately required to meet cash disbursement obligations.
Key Objective -	A statement of specific direction, purpose or intent based on the needs of the community and the goals established for a specific program.
Line-Item Budget -	A budget that lists detailed expenditure categories (salaries, materials, telephone charges, travel, etc.) separately, along with the amount budgeted for each specified category (Personnel, Operations, Capital).
Municipal -	In its broadest sense, an adjective which denotes the state and all subordinate units of government. In a more restricted sense, an adjective which denotes a city or village as opposed to other forms of local government.
Operating Budget -	The portion of the budget which pertains to the daily operations of providing basic governmental services. The program budgets contained within the Annual Budget form the operating budget.
Policy -	A direction that must be followed in order to advance toward a goal. The direction can be a course of action or a guiding principle.
Program -	A grouping of activities organized to accomplish basic goals and objectives.
Program Budget -	A budget that focuses upon the goals and objectives of an agency or jurisdiction rather than upon its organizational budget units or object classes of expenditure.
Property Tax -	A statutory limited tax levy which may be imposed for any purpose.
Reserve -	That portion of a fund's balance designated and/or legally restricted for a specific purpose and is, therefore, not available for general appropriation.
Revenue -	Funds that the City receives as income. It includes such items as tax payments, fees from various services, receipts from other governments, fines, forfeitures, grants, shared income, and interest earnings.

Risk Management -	An organized attempt to protect assets, in the most cost-effective manner, against accidental loss.
Sales Tax -	A tax on the purchase of goods and services. The current Los Angeles County sales tax rate is 8.25%
CJPIA -	California Joint Powers Insurance Authority
Special Assessment -	A compulsory levy made against certain properties to defray part or all of the costs of a specific improvement or service deemed to primarily benefit those parties.
Special Revenue Funds -	Proceeds from specific revenue sources (other than trusts or major capital projects) that are legally restricted for specific purposes.
Subventions -	Revenues collected by the State (or other level of government) which are allocated to the City on a formula basis. The major subventions received by the City from the State of California and County of Los Angeles include: sales tax, no/low property tax cities allocation, vehicle license fees, gas tax, and cigarette tax.
Trust and Agency Funds -	Also known as Fiduciary Fund Types, these funds are used to account for assets held by the City in a trustee capacity or as an agent for private individuals, organizations or other governmental agencies.
User Fees -	The payment of a fee for direct receipt of service by the party benefiting from the service.
Working Capital -	The difference between current assets and current liabilities.

DESCRIPTION OF REVENUE SOURCES

- Sales Tax -** Sales tax is levied on all tangible retail goods sold within the City of La Cañada Flintridge. An 8% tax is levied at the site where the sale is made with one percent remitted back to the City by the State.
- Franchise Fees -** A franchise fee is charged for the privilege of using public right-of-way and property within the City for public or private purposes.
- Real Property Transfer Tax -** Collected by the County Auditor-Controller and is based on the value of property sold or otherwise changed in title. The rate is proscribed by the State Revenue & Taxation Code.
- Property Tax -** Property Tax which is collected by the County Auditor-Controller and is based on the full value of property as determined by the County Assessor's office. The City of La Cañada Flintridge, upon incorporation, elected to become a "no property tax city", thus, does not assess a local property tax. As part of an equity distribution of property tax monies collected by the County, the City shares a small percentage of the County's property tax assessment.
- Business License Fees -** Fees collected by the City based on the type of business and number of employees. A home occupation permit is also required for residents who conduct businesses out of their homes.
- Fines & Forfeitures -** Fines and forfeitures are remitted to the City from the Los Angeles County court system for legal violations (vehicle, municipal and other code violations) which occur in the City.
- Revenue from Other Agencies -** Monies collected and/or received by other governmental agencies and remitted to the City. The State and MTA collect and return the appropriate amounts of certain fees according to formulas established by law. The most significant of these fees include the Proposition A and C and Vehicle License Fees. The Pasadena Humane Society collects and remits animal registration license fees. The La Canada Unified School District reimburses the City for their proportionate share of the S.T.A.R. Program costs.
- Charges for Current Services -** These charges are directly assessed to individuals for specific services rendered by the City. They include: charges to process or issue building permits; costs to conduct engineering and plan reviews of building projects; fees associated with filing subdivisions, zone change requests and environmental assessments; reimbursement of costs for photocopies and supplies; and fees for the privilege of using public property in motion picture, still photography, radio broadcasting or television production.
- Special Fund Revenues -** Monies which are received by the City which have a specific purpose and/or are restricted as to how they may be expended.

FIVE YEAR CAPITAL IMPROVEMENTS PLAN

FIVE-YEAR CAPITAL IMPROVEMENTS PLAN (CIP)

FUND SOURCE	PROJECT DESCRIPTION	PHASE	General Fund 2008-09	General Fund 2009-10	General Fund 2010-11	General Fund 2011-12	Est. Project Total (All Yrs.)
FY06-07 YE Est = \$0							
1 General SW	Street Resurface & Slurry Seal Annual Program	Construction (06-07) Construction (07-08)	0 570,000	0 625,000	0 650,000	0 725,000	400,000 515,000
Sub-total			570,000	625,000	650,000	725,000	915,000
FY06-07 YE Est = \$50K							
2 General SW	Drainage Facility Reline, Repair &/or Replacement	Design & Const.	435,000	0	0	0	50,000 701,000
Sub-total			435,000	0	0	0	751,000
FY06-07 YE Est = \$0							
3 General	Old Town Resurfacing	Design & Const.	275,000	0	0	0	675,000
			<i>FY 07-08 Proj.: Cypress to Hillard</i>				
			<i>FY 08-09 Proj.: Hillard to Leata Ln.</i>				
Sub-total			275,000	0	0	0	675,000
FY06-07 YE Est = \$50K							
4 General B&G	Arroyo Seco Restoration Project (Erosion/Trail Repairs)	Environmental Design Construction	0 0 0	0 0 0	0 0 0	0 60,000 400,000	50,000 49,650 60,000 400,000
(\$294,450 SF + \$215,550 GF) Sub-total			0	0	0	460,000	559,650
FY06-07 YE Est = \$10K (undesignated) - survey							
5 General SMMC	Flint Wash Trail/Ch Cyn SMMC Projects	Design (complete) Construction	0 0	0 0	0 0	0 0	10,000 27,675 67,600
Prop A Excess			0	0	0	0	141,650
			0	0	0	0	129,350
			0	0	0	0	71,400
Sub-total			0	0	0	0	447,675
6 General	Misc. Concrete Repair (Salisbury Road/Groveland Lane/Parkman Drive)	Design Construction	100,000 0	0 350,000	0 0	0 0	100,000 350,000
Sub-total			100,000	350,000	0	0	450,000

FUND SOURCE	PROJECT DESCRIPTION	PHASE	General Fund 2008-09	General Fund 2009-10	General Fund 2010-11	General Fund 2011-12	Est. Project Total (All Yrs.)	
FY06-07 YE Est = \$0								
7	General	Ultimate Destination Pocket Park	Environmental Design	0	0	0	0	0
			Construction	0	0	0	0	3,000
			Sub-total	0	0	0	0	27,000
				0	0	0	0	30,000
FY06-07 YE Est = \$4,550								
8	General	Edison Property Passive	Design	0	0	0	0	50,000
	Prop A	Use Park & Trail (FHB/Indiana)	Construction Mgmt.	0	0	0	0	37,500
			Construction	250,000	0	0	0	350,000
			Sub-total	250,000	0	0	0	437,500
FY06-07 YE Est = \$4,550								
9	General	Angeles Crest Highway	Design (complete)	0	0	0	0	4,675
	HSIP	Center & East Median	Construction	0	0	0	0	7,875
	Gas Tax	Improvements		0	0	0	0	867,000
			Sub-total	0	0	0	0	879,550
FY06-07 YE Est = \$20K								
10	General	Chevy Chase Storm Drain Improvements	Design & Const.	0	0	0	0	20,000
			Sub-total	0	0	0	0	90,000
FY06-07 YE Est = \$9,675								
11	General	Chevy Chase Slope Repair	Design & Const.	0	0	0	0	9,675
				0	0	0	0	210,325
				0	0	0	0	220,000
FY06-07 YE Est = \$0								
12	General	Memorial Park	Design & Const.	0	0	0	0	445,075
	Prop 40	Phase III Slope Repair						
	LWCF							
			Sub-total	0	0	0	0	445,075
FY06-07 YE Est = \$57K								
13	General	Jessen Drive	Design	0	0	0	0	184,000
	HBRR	Bridge Replacement	Construction	0	0	0	0	40,000
				0	0	0	0	1,200,000
		\$240K GF Match still needed.	Sub-total	0	0	0	0	1,424,000
FY06-07 YE Est = \$57K								
14	General	Oak Grove Median Islands	Design (complete)	0	0	0	0	5,875
			Install. & Maint.	151,000	0	0	0	151,000
			Sub-total	151,000	0	0	0	156,875

FUND SOURCE	PROJECT DESCRIPTION	PHASE	General Fund 2008-09	General Fund 2009-10	General Fund 2010-11	General Fund 2011-12	Est. Project Total (All Yrs.)
15 General	Island Improvement - Oakwood & Lynnhaven	Install. & Maint.	0	0	0	0	20,000
		Sub-total	0	0	0	0	20,000
16 General	Foothill/Oakwood Bulb-Outs	Design	25,000	0	0	0	25,000
		Construction	0	285,000	0	0	285,000
		Sub-total	25,000	285,000	0	0	310,000
	FY06-07 YE Est = \$9K						9,000
17 General	Forest Hill Restoration	Design	0	0	0	0	21,000
		Construction	100,000	0	0	0	300,000
		Sub-total	100,000	0	0	0	330,000
18 General	Ped/Equestrian Xing @ Prop C MTA	Design (complete)	0	0	0	0	15,500
		Const. Mgmt.	0	0	0	0	15,000
		Construction	0	0	0	0	21,500
		Sub-total	0	0	0	0	148,500
	FY06-07 YE Est = \$0						200,500
19 General	Chevy Chase Equestrian Crossing	Installation	0	0	0	0	40,000
		Sub-total	0	0	0	0	40,000
20 General	<u>JOINT USE PROJECT</u> (Project TBD)	Construction	0	0	0	0	0
		Sub-total	0	0	0	0	0
21 General	City Hall Improvements	<u>Design & Const.</u>					
		FY 08-09 Lobby & CC	55,000	0	0	0	55,000
		FY 09-10 Lower Level	0	145,000	0	0	145,000
		Sub-total	55,000	145,000	0	0	200,000

FUND SOURCE	PROJECT DESCRIPTION	PHASE	General Fund 2008-09	General Fund 2009-10	General Fund 2010-11	General Fund 2011-12	Est. Project Total (All Yrs.)
22	General	City Hall Security Improv.	0	0	0	0	47,200
		City Hall Bldg. Improv. (CM office & ext. doors)	57,800	0	0	0	57,800
		Sub-total	57,800	0	0	0	105,000
		FY06-07 YE Est = \$32,800					60,800
23	General	Loop Trail Phase II (I-210 to Descanso)	0	0	0	0	2,800
		Design	5,000	0	0	0	5,000
		Construction Mgmt. & Construction	230,000	0	0	0	230,000
		Sub-total	235,000	0	0	0	298,600
		FY 06-07 YE Est: \$15K					24,500
24	General	Loop Trail Phase III (South of Descanso Dr.)	0	0	0	0	19,350
		Design	0	0	0	0	21,150
		Environmental	0	0	0	0	30,000
		Construction Mgmt. Construction	0	0	0	0	300,000
		Sub-total	0	0	0	0	395,000
		FY06-07 YE Est = \$0					10,000
25	AQMD	Link Dist. Linear Park & West Gateway Median Is.	2,500,000	0	0	0	2,640,000
		Design					
		Sub-total	2,500,000	0	0	0	2,650,000
		FY06-07 YE Est = \$157K					
26	Sewer	Sewer District 2					13,000,000
		Project Estimate	0	0	0	0	
		Prof. Services	0	0	0	0	
		Legal Services					
		Sub-total	0	0	0	0	13,000,000
		FY06-07 YE Est = \$12M					21,600,000
27	Sewer	Sewer District 3	0	0	0	0	2,780,000
		Prof. Serv./ROW Aq.	0	0	0	0	23,520,000
		Construction					
		Sub-total	0	0	0	0	47,900,000
28	Sewer	Sewer District 5A	0	0	0	0	48,000
		Sewer District 5B	0	0	0	0	48,000
		Design & Prof. Serv.					
		Design & Prof. Serv.					
		Sub-total	0	0	0	0	96,000
		Future expenses TBD					

FUND SOURCE	PROJECT DESCRIPTION	PHASE	General Fund 2008-09	General Fund 2009-10	General Fund 2010-11	General Fund 2011-12	Est. Project Total (All Yrs.)
FY06-07 YE Est = \$15K (Design)							15,000
29 General	La Cañada Boulevard	Design	27,000	0	0	0	27,000
SR2S	Sidewalk Improvement	Construction	843,000	450,000	0	0	1,293,000
	Reapplying for SR2S (no GF match)	Sub-total	870,000	450,000	0	0	1,335,000
FY06-07 YE Est = \$0							
30 General	Skate Park Ramp Replacement	Construction	0	0	0	0	115,000
		Sub-total	0	0	0	0	115,000
31 B&G	FIS Tennis Court & Skate (Prop 12) Park Resurfacing	Construction	0	0	0	0	43,025
		Sub-total	0	0	0	0	43,025
FY06-07 YE Est = \$0							
32 B&G	Rockridge Terrace (Prop 12)	Design	36,375	0	0	0	36,375
		Construction	0	0	0	51,975	282,450
		Sub-total	36,375	0	0	51,975	318,825
33 General	Rockridge Terrace to YMCA Trail	Design	0	0	15,000	0	5,000
		Construction	0	0	0	35,000	15,000
		Sub-total	0	0	0	0	35,000
							55,000
34 General	Downtown Streetscape Conceptual Design	Conceptual Design	0	30,000	0	0	30,000
		Sub-total	0	30,000	0	0	30,000
FY06-07 YE Est = \$0							
35 Prop A	Improvements at Overpass Lot	Construction	0	0	0	0	2,600
	Future request: \$49,400 (Prop C)	Sub-total	0	0	0	0	125,000
							127,600
FY06-07 YE Est = \$825							
36 General	Michigan Hill Improv.	Design	0	0	0	0	825
SR2S		Const. Mgmt.	0	0	0	0	81,300
Prop C		Construction	0	0	0	0	40,000
		Sub-total	0	0	0	0	470,000
							592,125

FUND SOURCE	PROJECT DESCRIPTION	PHASE	General Fund 2008-09	General Fund 2009-10	General Fund 2010-11	General Fund 2011-12	Est. Project Total (All Yrs.)
FY06-07 YE Est = \$16,025							16,400
37 General	Elect. Speed Awareness Display Signs (ACH)	Design Installation	0 25,000	0 20,000	0 20,000	0 20,000	0 85,000
		Sub-total	25,000	20,000	20,000	20,000	101,400
FY06-07 YE Est = \$3,900							11,900
38 General SW	Drainage Improvements (Georgian Rd.)	Design (complete) Construction	0 0	0 0	0 0	0 0	12,000 228,100
		Sub-total	0	0	0	0	252,000
39 General	Drainage Improvements (Princess Anne Rd.) ACH Shed	Design Construction	5,000 0	0 45,000	0 0	0 0	5,000 45,000
		Sub-total	5,000	45,000	0	0	50,000
FY06-07 YE Est = \$0							5,000
40 General	Drainage Improvements (Castle Rd/Cross St)	Design Construction	0 0	0 0	0 0	0 0	5,000 375,000
		Sub-total	0	0	0	0	380,000
41 General	Drainage Improvements Big Briar Way	Design CM & Construction	25,000 175,000	0 0	0 0	0 0	25,000 175,000
		Sub-total	200,000	0	0	0	200,000
FY06-07 YE Est = \$18,800							18,800
42 General	Chevy Chase Drive Sidewalk	Design (complete) Construction	0 0	0 0	0 0	0 0	9,800 261,200
		Sub-total	0	0	0	0	289,800
43 General	City Hall Storage Unit	Installation	36,400	0	0	0	36,400
		Sub-total	36,400	0	0	0	36,400
FY06-07 YE Est = \$0							30,000
44 General	Lanterman House Museum Roof Replacement	Installation	0	0	0	0	30,000
		Sub-total	0	0	0	0	30,000

00117

FUND SOURCE	PROJECT DESCRIPTION	PHASE	General Fund 2008-09	General Fund 2009-10	General Fund 2010-11	General Fund 2011-12	Est. Project Total (All Yrs.)
FY06-07 YE Est = \$0							
45 CMAQ	Red Route Bikeway Corridor (Oak Grove/JPL to Verdugo/La Tour Way)	Design & Const Design & Const	0 0	0 0	0 0	0 0	17,125 31,775
		Sub-total	0	0	0	0	48,900
46 General	Post Office Driveway Expansion	Design & Const.	30,000	0	0	0	30,000
		Sub-total	30,000	0	0	0	30,000
47 General	Cross St. Improvements (Hall Canyon)	Design & Const.	0	0	0	0	30,000
			0	0	0	0	30,000
48 General	Olberz Park Improvements	Design & Const.	0	0	0	0	20,000
			0	0	0	0	20,000
49 General	City Hall South Façade Modification	Design & Const.	0	0	0	0	45,000
			0	0	0	0	45,000
50 General	Old Town Medians (Phase II)	Design & Const.	0	0	0	0	150,000
			0	0	0	0	150,000
FY06-07 YE Est = \$104,700 (design)							104,700
51 General	Town Center Streetscape	Design (complete)	0	0	0	0	0
AQMD	Beautification	Construction	0	0	0	0	1,073,000
		Sub-total	0	0	0	0	1,177,700
FY06-07 YE Est = \$0							
52 Prop C	Town Center Traffic Signal Improvements (Foothill Blvd. @ ACH & Chevy Chase)	Design (complete) Construction	0 0	0 0	0 0	0 0	52,000 363,000
		Sub-total	0	0	0	0	415,000
TOTAL			5,956,575	1,950,000	670,000	1,256,975	78,919,200

TOTAL FY 2007-08 (ALL FUNDS)

15,503,475

00118